

# RELAY CODES & COMPONENTS LIST GBW 16761

P A B X RINGING & TONES CIRCUIT

SIZE  
**F**

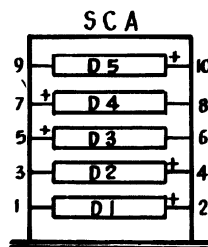
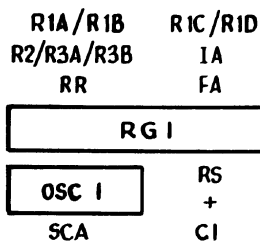
SHEET  
1 OF 1

RELAY	BCC CODE	DIAG FIG	NOTES	COMPT DESIGN	B.P.O CODE	NOTES
IA	40485			R1A	9	
				R1B		
FA	40569		C1	R1C		
				R1D		
RR	4024			R2		
RS	4269			R3A		
				R3B		
				R4		
				R5	12	
				R6	12	
				C1	—	PLESSEY 439/1/42521/122 OR EQUIV
				C2	—	PLESSEY 439/1/63442/091 OR EQUIV
				C3A	103C	
				C3B	103C	
				C4	102C	
				RG1	—	ET N23221A2
				OSC 1	—	ET N122146
				DI-4	—	CV 8805 OR EQUIV
				D5	—	CV 8308 " "

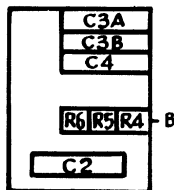
NOTES A SPECIAL FACTORS OF SAFETY B SPECIAL ADJUSTMENTS C CCT POINTS OR MODIFICATIONS

C1 SPGS 1,4 & 21 SPARE

LAYOUT



Capacitor Box



NOTES

- THIS RELAY SET TO BE FITTED WITH A VENTILATED FRONT COVER
- ADDITIONAL WASHERS OR EQUIV. TO BE FITTED BETWEEN RESISTORS R1A - R1B AND BETWEEN R1C - R1D TO GIVE AS MUCH SPACE AS POSSIBLE TO ASSIST IN HEAT DISSIPATION

ISSUE	26 11-69
DI-4 WERE	
CV 8308	
NOTE 2 CORR	(39997)
2	5 4 71
C1 WAS PLESSEY	
CE 17094/1	
C2 WAS PLESSEY	
CE 21067	
	(39997)
3	5 11 71

ORIGINATED BY

ET

DATE

26 11-69

SIGNED FOR COMMITTEE

0  
5 Centimetres  
10  
15  
20  
25  
30

N Z P O  
(6013) 12 (1019)