

FIG 1
ATTENDANT'S LINE CCTS

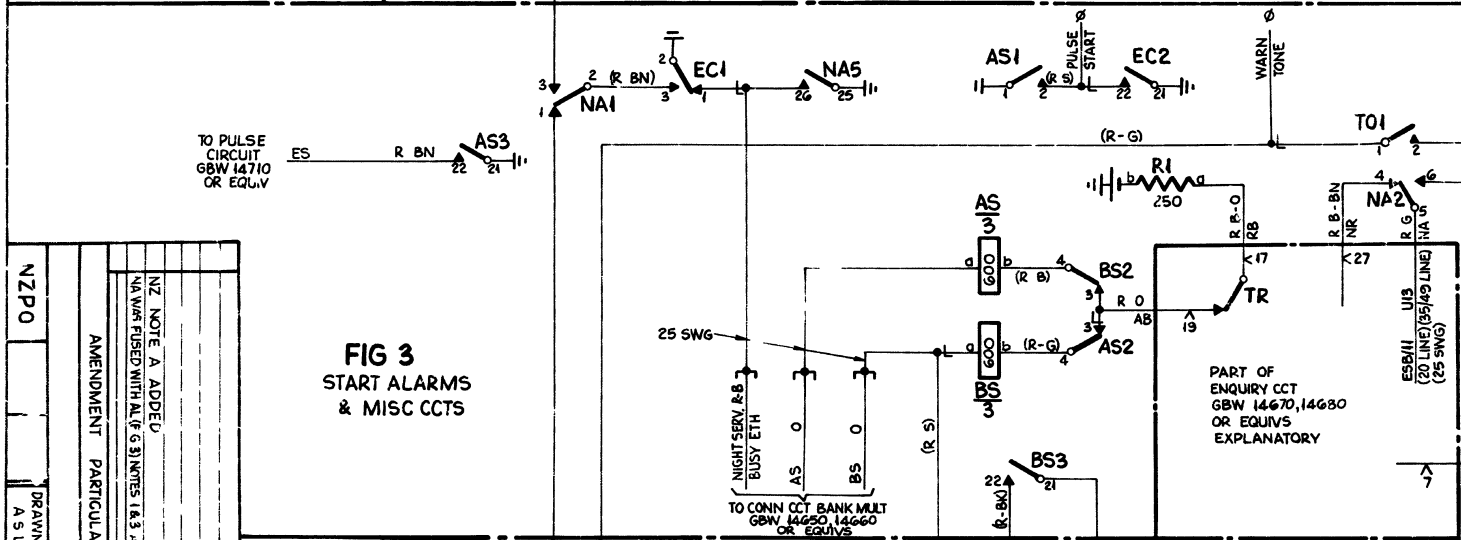


FIG 3
START ALARMS
& MISC CCTS

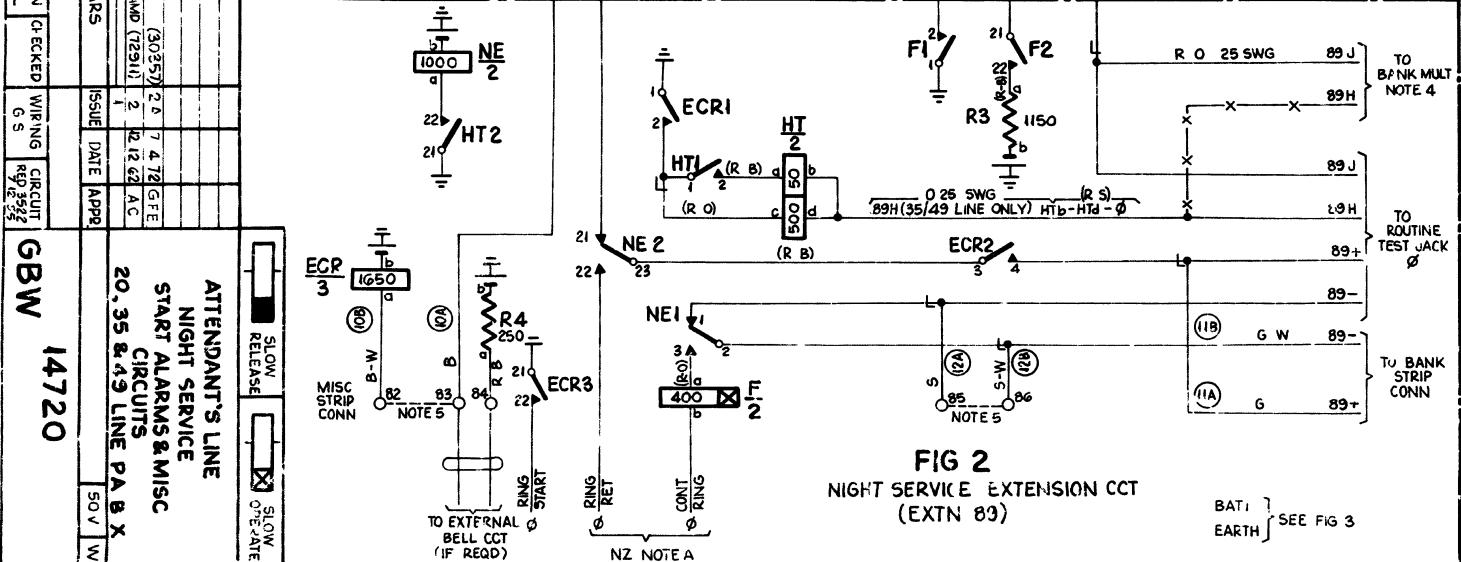
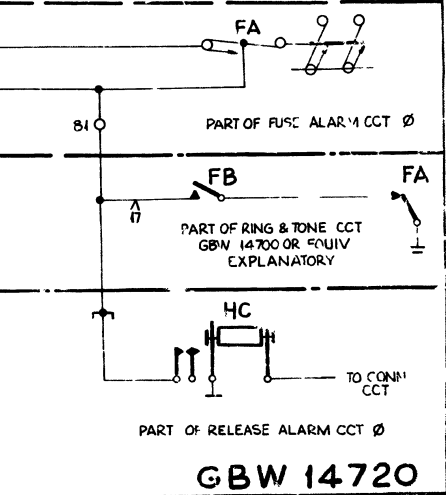


FIG 2
NIGHT SERVICE EXTENSION CCT
(EXTN 83)

- NOTES
- FUSING FIG 1-15A R4b OF FIG 2-15A FIG 2 & R1 & EC OF FIG 3 LESS R4b OF FIG 2-15A FIG 3 LESS R1, EC, AO & NA-15A
 - POP WIRING OF LEADS MARKED Ø SEE ASSOCIATED COMMON SERVICE DIAGRAM
 - ALL WIRING BEARING A COLOUR CODE TO BE 25 SWG. UNLESS OTHERWISE SHOWN WHEN SWITCHPLATE WIRING IS USED, COLOURS IN BRACKETS MAY BE DISREGARDED
 - FOR SEQUENCE OF MULTIPLES SEE EXTENSION LINE COT GBW 13210 OR EQUIV
 - WHEN NIGHT SERVICE EXTENSION IS REQUIRED, STRAP TAGS 82 & 83, WHEN DIAL 2 NIGHT SERVICE IS REQUIRED, STRAP TAGS 85 & 86 & CONNECT EXTERNAL BELL TO TAGS 83 & 84
 - FOR EARTH RUN SEE GBW 14650, 14660 OR EQUIV
 - FUSED WITH ATTENDANTS CIRCUITS GBW 13741 OR EQUIV

- NZ NOTE
- A WHEN EXTENSION 89 IS A DISTANT EXTENSION VIA CARRIER SYSTEMS PROVIDE INT RING GBW 13300 FIG 11, OR EQUIVALENT
- BATT BK FUSE — R4b
 - BATT BK FUSE (7B) L5b COB-SB3 KAB R2b
 - ETH R ETH BAR (7A) L51 SAI-KA4
 - BATT BK FUSE (8B) Ecb ECR3 NEb R1b R3b
 - ETH R ETH BAR (8A) ECR21 ECR1 FT21
 - BATT BK FUSE (9B) ALb
 - ETH R ETH BAR (9A) AL21 ALc AL1 SC21 E.2 NA21 NA26 AS21 AS1 BS1



GBW 14720

NZPO	AMENDMENT PARTICULARS
DRAWN A.S.L.	
CHECKED G.S.	
WIRING G.S.	
CIRCUIT R.P.	
ISSUE DATE	
APPROV	
GBW 14720	ATTENDANT'S LINE NIGHT SERVICE START ALARMS & MISC CIRCUITS 20.35 & 4.49 LINE PA & X