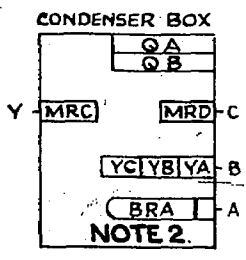
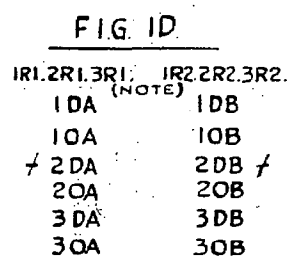
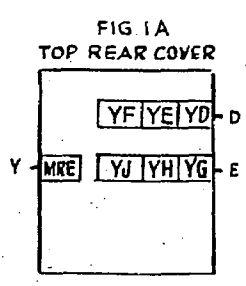
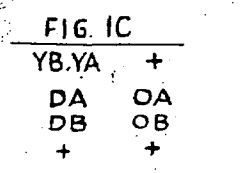
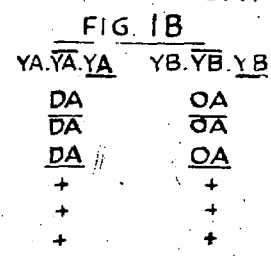
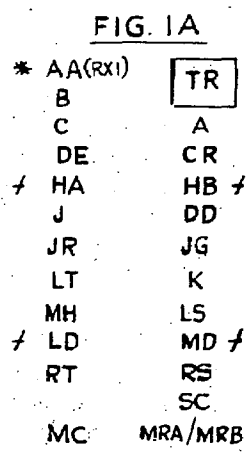


RELAY CODES & COMPONENTS LIST **GBW 20190**  
 DISCRIMINATING SELR REPEATER  
 COIN BOX 200 OUTLET 2000 TYPE  
 WITH OVERFLOW ROUTEING FACILITY

RELAY	B.C.C. CODE	DIAG FIG.	NOTES	COMPT. DESIGN	B.P.O. CODE	NOTES
A	HS 521	1A	B			FIG. 1A
AA	4526P	"	B	YA	9 TYPE	WOUND WITH SPECIAL WIRE
C	1070B	"	B	YB	9	
				YC	9	
				YD	9	
				YE	9	
				YF	12	
				YG	12	
MC	1074	"		YH	12	
DD	NZ50657MB	"		YJ	1	
HA	4530	"		YK	9	
HB	4531	"		YL	9	
JG	4533	"		MRA	1/12A	
K	5720	"	"	MRB	1/12A	
				MRC	2N/6A	
				MRD	2N/6A	
LT	4535	"		MRE	1/2A	
JA	6008	2C		BRA	1	ET N21922. GEC P97127
JB	10232	"		TR	—	
DE	7905	1A	"	QA, QB	102	
				QC	105	
LD	11172	"		YQC, ZQC		
MD	4536	"	"	RX1	NON-LINEAR N°2	MTD AT REAR OF AA RELAY
				RX2	NON-LINEAR N°2	MTD AT REAR OF CR RELAY
				DB		IN 4003 (2L K905), IN 4007 OR EQUIV.
				YM	RADIO	1/4 W

NOTES - A. SPECIAL FACTORS OF SAFETY. B. SPECIAL ADJUSTMENTS. C. CCT POINTS OR MODIFICATIONS.

LAYOUT



\* RELAY SHIELD  
 † RELAY GUARD

NOTES:-

- ON SOME RELAY SETS THE POSITION OF RESISTORS R1&R2 IS REVERSED.
- WHEN BARRETTOR BRA IS FAULTY IT IS TO BE REPLACED BY RESISTORS YK & YL.

NZPO (99630) 26-3-73

WAS GBW 10430 MOD B	ISS. 1.26.3.73. MM	ISS. 2.6.7.73 DLM	ISS. 2A.10.9.76 WAH	ISS. 2B.3.2.84 GOS	ISS. 2C.27.4.84 GOG
RELAYS DE&MC WERE D&DO (99905)		NZ50657MB & D5 ADDED (126172)	QB, DG, YM ADDED (42357)	QD, DG DELET. (42449)	NO CHANGE SHT. 2 AMD.

ORIGINATED BY	
DATE	
SIGNED FOR COMMITTEE	

RELAY CODES & COMPONENTS LIST **GBW 20190**  
 DISCRIMINATING SELR REPEATER  
 COIN BOX 200 OUTLET 2000 TYPE  
 WITH OVERFLOW ROUTEING FACILITY.

RELAY	B.C.C. CODE	DIAG FIG.	NOTES	COMPT. DESIGN	B.P.O. CODE	NOTES
OA	4540	IC OR ID				FIG. 1B
				YA	12	
OB	10704	"		YB	9	
B	4711 P	IA				FIG. 1C
J	4532	"		YA	12	
				YB	9	
RS	1007	"				FIG. 1D
DA	4575	IB		R1	0	
DA	4575	IC OR ID		R2	12	
LS	4572	IA				FIG. 1A
JR	D4000	"	B	D1		IN 4003 OR EQUIV. MTD IN WIRING "a" LEAD ON S2/10
CR	4570	"		D2		IN 4003 OR EQUIV. MTD IN WIRING "a" LEAD ON MD2.
MH	4573P	"		D3		BZY886V2 OR EQUIV. MTD IN WIRING "k" LEAD ON MHb.
SC	4574	"		D4		IN 4003 OR EQUIV. MTD IN WIRING ACROSS RESISTORS YD&YE.
RT	1709	"				
DB	4575	IC OR ID		D6		IN 4007
OA	4538	IB		D7		IN 4007

NOTES - A SPECIAL FACTORS OF SAFETY. B SPECIAL ADJUSTMENTS. C CCT POINTS OR MODIFICATIONS.

LAYOUT

WAS GBW 10430 MOD B ISS.1 26-3-73 (DM) SHT.1 AMD (99905)	ISS.2 6-7-73 (DM) NO CHANGE SHT.1 AMENDED (126172)	ISS. 2A. 10-9-76 (WAT) NO CHANGE SHT.1 AMD. (42357)	ISS. 2B 3-2-84 (GG) NO CHANGE SHT.1 AMD. (42449)	ISS. 2C 27-4-84 (GG) D6 & D7 ADDED (54285)	ISS. 2D 2-8-84 (GG)	ORIGINATED BY	DATE	SIGNED FOR COMMITTEE
--	---	--	---	--	---------------------	---------------	------	----------------------

5 Centimeters  
 10  
 15  
 20  
 25  
 30

NZPO  
(99630) 26-3-73