

RELAY CODES & COMPONENTS LIST GBW 17950

AUTOMATIC TELEX SYSTEM

TEST AND SPEAK CIRCUIT

FOR INLAND TEST DESK


RELAY	B.C.C. CODE	DIAG. FIG.	NOTES	COMPT. DESIGN	B.P.O. CODE	NOTES
AS, AT	40777	1A		KDD		E.T. N9301 } FIG. 3
				KSG+KSV	1102	
CC	76981	"		KRT		" N9301 } FIG. 2
				KVN+KVP		" N9335
CL	60171	"		KVX	1402	
CS	70534	"		KDT	1302	
				KDM		" N9314
DF	7986	"		KTW	1351	
				KCA	1351	
DS, DT	72814 P	"	B1	KRS+KRC	11	
				KRL+KRH	1102	
G	73275	"		KME		" N9301 } FIG. 1B
				KMM		" N9301
GS, GT	73276	"		KLR	1304	
				KML		" N9301
IS	73347	"		KLP+KLV	1102	
				KL		" N9301
IT	73175	"		KA	D64672	
				KV+KSM		" N9302
JB	40740	"		KHT		" N9301
				KR+KVC		" N9302 } FIG. 1A
KS	75335	"		KTP	1351	
				KMS		" N9301
KT	73274	"		KDS+KDR		" N9302
				KMT+KTX		" N9302
LS	73888	"		KVS		" N9301
				KDS+KDMR		" N9302
LT	6160	"				

NOTES - A SPECIAL FACTORS OF SAFETY. B SPECIAL ADJUSTMENTS. C CCT POINTS OR MODIFICATIONS.
B1 - TEST & R.A. FIGS. LAYOUT

SEE E.T. DRAWING 167134

N.Z.P.O. (86881). 8-4-68.

ISSUE 10-11-67

ORIGINATED BY	ET
DATE	10-11-67
SIGNED FOR COMMITTEE	

Centimetres

15

20

25

30

RELAY CODES & COMPONENTS LIST GBW 17950

AUTOMATIC TELEX SYSTEM

TEST AND SPEAK CIRCUIT

FOR INLAND TEST DESK


RELAY	B.C.C. CODE	DIAG. FIG.	NOTES	COMPT. DESIGN	B.P.O. CODE	NOTES
MS	40680	1A		KSE + KSL		E.T. N9302
				KPC		" N9301
MT	4194	"		KTT + KTS	1101	
				KTE + KTZ	1102	
RR	T.M.C. 4H5 (B.P.O. 2B/102)	"		KJB		" N9343
RAR	40776	"		KFR + KWS		" N9335
				KCM	1351	
RAS, RAT	76293	"		KTF + KHR		" N9302
				KM	1351	FIG. 1A
RAY	40776	"		KD + KCL	1202	
RBS	73098	"		KAP	1351	
				KBR	1302	
RBT	72090	"		KRR	1351	
				KES		" N9334
RS, RT	T.M.C. 4H5 (B.P.O. 2B/102)	"		KRT	1351	
S	6575	"		KN + KSD		" N9302
				KE + KER	1002	
SE	40341	"		KMX		" N9301
SL	2780	"		RI	9	
				R2, R3	35B	FIG. 3
TI	40341	"		SA, SB	CD555	
TF	73392	"				
				TJ	JACK 58	FIG. 2
TL	1044	"				
				MRI - II	2/12 AZ	FIG. 1
TR, TT	76271	"		CIA, CIB	151	

NOTES - A SPECIAL FACTORS OF SAFETY. B SPECIAL ADJUSTMENTS. C CCT POINTS OR MODIFICATIONS

LAYOUT

N.Z.P.O. (86681). 8.4.68.

ISSUE 10-11-67

ORIGINATED BY	ET
DATE	10-11-67
SIGNED FOR COMMITTEE	

RELAY CODES & COMPONENTS LIST GBW 17950

AUTOMATIC TELEX SYSTEM

TEST AND SPEAK CIRCUIT

FOR INLAND TEST DESK

RELAY	B.C.C. CODE	DIAG. FIG.	NOTES	COMPT. DESIGN	B.P.O. CODE	NOTES
TX	76274	1A				
				C1C, C1D	150	
TST	7907	1A		C1E, C1F		GEC 43478 TYPE B OR EQUIV.
A	74520	1B		C1G, C1H } C1J }	157	
B	73719	1B		C2A, C2B	103C	
				C2C	102C	
CA	73720	1B		C3A, C3B	103C	
				C3C	102C	
DA	HS 522	1B	B1	C4A, C4B	5C	
				C4C	102C	
DR	7499	1B		C5A, C5B	103C	
				C6A	103C	FIG. 1
				C6B	102C	
DX	11557	1B		C7	102C	
W	T.M.C. 4H35 (B.P.O. 2B/109)	1B		C8A, C8B	152	
				C9	102C	
X	73721	1B		C10	103C	
Y	73722	1B		C11, C13	7185	
				C12, C14	102C	
Z	HS 522	1B		C15, C16	102C	
LR	T.M.C. 4H7 (B.P.O. 2B/100)	1C		C17- C27	101	
				C28	102C	
				C29	156	
				C30, C31 } C32 }	102C	

NOTES - A SPECIAL FACTORS OF SAFETY. B SPECIAL ADJUSTMENTS. C CCT POINTS OR MODIFICATIONS
B1 - TEST & R.A. FIGS.

LAYOUT

NZ.P.O. (86681). 8.4.68.

ISSUE 1
10-11-67

ORIGINATED BY	ET
DATE	10-11-67
SIGNED FOR COMMITTEE	

Centimetres 10

15

20

25

30

RELAY CODES & COMPONENTS LIST GBW 17950


AUTOMATIC TELEX SYSTEM
TEST AND SPEAK CIRCUIT
FOR INLAND TEST DESK

RELAY	B.C.C. CODE	DIAG. FIG.	NOTES	COMPT. DESIGN	B.P.O. CODE	NOTES
				R1, R2, R3	No. 6	
				R4, R5, R6		
				R12, R17, R25		
				R8A, R8B,		
				R9A, R9B,		
				R13, R14, R15,		
				R18, R19, R20		
				R28A, R28B		
				R34, R37, R38	No. 9	
				R40, R42,		
				R46A, R46B		
				R50A, R50B		FIG. 1
				R57A, R57B		
				R62, R99,		
				R102, R109,		
				R110		
				R16, R24, R26		
				R27, R32,		
				R35, R36,		
				R41, R43,		
				R47, R49,	No. 12	
				R51, R52,		
				R54, R55,		
				R56, R58,		
				R59, R60,		
				R63, R64		

NOTES - A SPECIAL FACTORS OF SAFETY. B SPECIAL ADJUSTMENTS. C CCT POINTS OR MODIFICATIONS LAYOUT

N.Z.P.O. (8699) 8-4-68

ISSUE 10-11-67

ORIGINATED BY	ET
DATE	10-11-67
SIGNED FOR COMMITTEE	

5 Centimetres

10

20

25

30

RELAY CODES & COMPONENTS LIST GBW 17950

AUTOMATIC TELEX SYSTEM

TEST AND SPEAK CIRCUIT

FOR INLAND TEST DESK


RELAY	B.C.C. CODE	DIAG. FIG.	NOTES	COMPT. DESIGN	B.P.O. CODE	NOTES
				R65, R66,		
				R67A, R67B		
				R68A, R68B,		
				R69A, R69B		
				R72, R75A,		
				R75B, R76A		
				R76B, R97,	No. 12	
				R101, R105,		
				R106, R107,		
				R108, R114,		
				R115, R116,		
				R117, R118,		FIG. 1
				R119		
				R7, R11, R33,		
				R44, R45,		
				R61, R70,	No. 12 A	
				R71, R77A,		
				R77B		
				R48	No. 12 A N.I.	
				R30, R31	No. 15 A	
				R29, R39		
				R96, R100	No. 35 B	
				R112		
				R53, R78		
				R79, R81	1bGD	
				R82, R84,		
				R91-R95		

NOTES - A SPECIAL FACTORS OF SAFETY. B SPECIAL ADJUSTMENTS. C CCT POINTS OR MODIFICATIONS

LAYOUT

N.Z.P.O. (86681). 8.4.68.

ISSUE 10-11-67

ORIGINATED BY	ET
DATE	10-11-67
SIGNED FOR COMMITTEE	

5 Centimetres

15

20

25

30

