


RELAY CODES & COMPONENTS LIST GBW 17000
AUTOMATIC TELEX SYSTEM
STATION LINE CIRCUIT

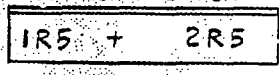
RELAY	B.C.C. CODE	DIAG FIG.	NOTES	COMPT. DESIGN	B.P.O. CODE	NOTES
AH	H5737	1A	BI	R2	Nº 9	FIG. 1A
G	76090	1A		R3	" 9	
H	76651	1A		R4	" 12	
LS	76215	1A		R5	" 12	
				MR1	2/12 AZ	
				MR2	1/12 AZ	FIG. 1B
				MR3	1/12 AZ	
				TJ	2IG	FIG. 2
				DM	3/F9AN	
				CI	- 100	
				R2	Nº 6	FIG. 2
				SM	Nº 150C	
				RI	Nº 12	

NOTES - A SPECIAL FACTORS OF SAFETY. B SPECIAL ADJUSTMENTS CCT JOINTS OR MODIFICATIONS
BI TEST & R.A. FIGURES LAYOUT

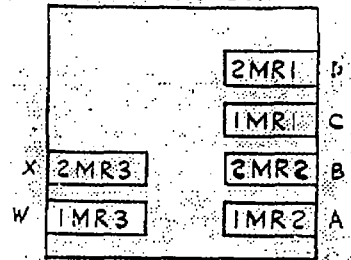
FIG. 1A



TOP REAR COVER



CAPACITOR BOX



N.Z.P.O. (54508) 10-10-62. 36

ISSUE
1 27-7-62

ORIGINATED BY	ET
DATE	27-7-62
SIGNED FOR COMMITTEE	

5 Centimetres 10 15 20 25 30