

RELAY CODES & COMPONENTS LIST, GBW 16990

SIZE **F** SHEET **1** OF **1**

EXCHANGE LINE CIRCUIT

50/1200 LINE P.A.B.X.

RELAY	BCC CODE	DIA FIG	NOTES	COMPT DESIGNATION	BPO CODE	NOTES
A	HS 51B			R1	6	
AC	61587			R2	6	
B	10730			R3	9	
BB	7197			R4	9	
CA	61950			R5	9	
CB	10084			R6	9	
CC	60911			R7	9	
CR	60643			R8	9	
DR	60459			R9	12	
ER	60644			R10	12	
H	70429			R11	12	
LS	HS 521			R12	12	
MH	HSD 508			C1	MC 102C	
DH	5463			C2	MC 102C	
RH	60910			C3	MC 105	
SR	4015			C4	MC 100	
ST	1050			D1	CV 8308	IN WIRING AC RELAY
				D2	CV 8308	IN WIRING SR RELAY
				D3	CV 8308	IN WIRING MH RELAY
				D4	CV 8308	IN WIRING MH RELAY
				MRI	4/6AZ	
				T1	BM 4177/2	S.T.C. CODE
				PLUGS		2- 32 POINT
				TJ		14 POINT, 1 RED LINK 1 GREEN LINK

B SPECIAL ADJUSTMENTS; C CCT. POINTS OR MODIFICATIONS.

NOTES

A SPECIAL FACTORS OF SAFETY

LAYOUT

(FRONT VIEW)

TI	A
	B
SR	BB
DR	ST
CA	LS
CC	CB
AC	CR
ER	RH
H	MH
OH	MRI

R12/11/10/9

C1

C4
C3
C2
R8/7/6
R5/4/3

Ø RELAY GUARD

5 Centimetres

15

20

25

30

NZPO

(3042) 19-4-72 G.F.E.

ISSUE 1.

ORIGINATED BY	S.T.C.
DATE	
SIGNED FOR COMMITTEE	<i>[Signature]</i>

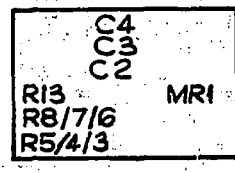
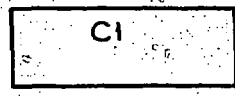
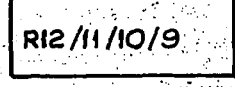
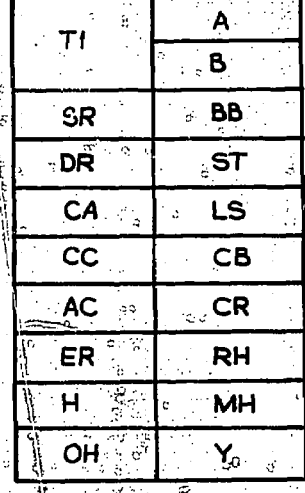
RELAY CODES & COMPONENTS LIST, **GBW16990** MOD. A
 EXCHANGE LINE CIRCUIT (MAGNETO MAIN EXCHANGE.)
 50/1200 LINE, P.A.B.X.

RELAY	B.C.C. CODE	DIAG. FIG.	NOTES	COMPT. DESIGNATION	B.P.O. CODE	DIAG. FIG.	NOTES
A	HS 518			R1	6		
				R2	6		
AC	61587			R3	9		
				R4	9		
B	10730			R5	9		
				R6	9		
BB	7197			R7	9		
				R8	9		
CA	61950			R9	12		
				R10	12		
CB	10084			R11	12		
				R12	12		
CC	60911			R13	9		
				C1	MC 102C		
CR	60643			C2	MC 102C		
				C3	MC 105		
DR	60459			C4	MC 100		
				D1	CV 8805		IN WIRING AC RELAY
ER	60644			D2	CV 8308		IN WIRING SR RELAY
				D3	CV 8308		IN WIRING MH RELAY
H	70429			D4	CV 8308		IN WIRING MH RELAY
				MRI	4/6 AZ		
LS	HS 521			T1	8M4177/2		S.T.C. CODE
MH	HSD508						
OH	5463			PLUGS			2- 32 POINT
				TJ			14 POINT. 1 RED LINK 1 GREEN LINK
RH	60910						
SR	4015						
ST	1050						
Y	2117		NZPO CODE 50187 PA				

NOTES: **A** SPECIAL FACTORS OF SAFETY **B** SPECIAL ADJUSTMENTS **C** CIRCUIT POINTS OR MODIFICATIONS

LAYOUT

(FRONT VIEW)



Ø RELAY GUARD

NZPO

APV
 PREPARED FROM COY
 ISS. 1 (99994)
 JHE
 ISS. A 5-11-73

ORIGINATED BY	
DATE	