

RELAY CODES & COMPONENTS LIST, GBW 16510
 PARENT EXCHANGE OUTGOING LINE CIRCUIT FOR BOTHWAY JUNCTIONS
 (FOR USE WITH I/C LINE CIRCUIT) TO DEPENDENT EXCHANGE N.Z.S.S. A.C. N°37

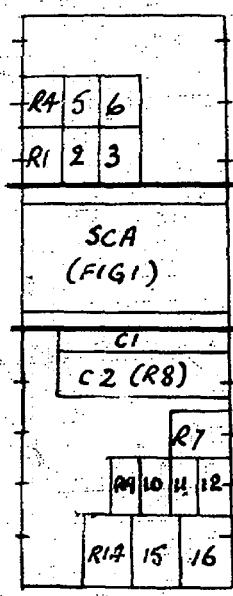
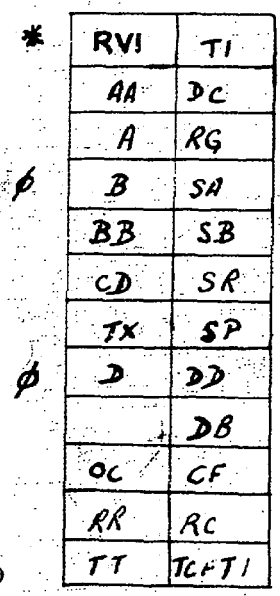
| RELAY | B.C.C. CODE | DIAG. FIG. | NOTES | COMPT. DESIGNATION | B.P.O. CODE | NOTES |
|-------|-------------|------------|-------|--------------------|----------------------------------|--|
| A | HSD 702 | | | RI-6 | 9 | |
| AA | HSD 701 | | | RY | 12 | |
| B | 50184 | | | R8 | 6 | |
| BB | 50183 | | | R9-10 | 15 | NON-INDUCTIVE |
| CD | 50210 | | | R11-12 | 15A | NON-INDUCTIVE |
| CF | 50198 | | | R14-16 | 15 | NON-INDUCTIVE |
| | | | | R17-18 | 26 GD | MTD ON SCA |
| | | | | C1 | 102C | |
| | | | | C2 | 7204 MK2 | |
| | | | | C3 | 45 A 10UF 20 DC | |
| | | | | RVI | 26E | |
| D | 50213 | | | MRI-3 | DA 000 | JOSEPH LUCAS CODE MTD IN WIRING |
| DB | 50182 | | | TI | A15A | A.E.I. CODE |
| DC | 5001 | | | RXI-8 | 2 | MTD IN WIRING |
| DD | 5927 | | | TCFT1 | CLEAR FORWARD TIMER GBW 16710 | A.E.I. UNIT CODE :- UNIT ELECTRONIC 20A |
| OC | 1576 | | | | | |
| RC | HSD 508 | | | SCA | STRIP CONN. 145 | FOR MTG R18, R19 & C3 |
| RG | 50202 | | | | | |
| RR | 1951 | | | | | |
| SA | 5926P | | | | | |

NOTES:- A. SPECIAL FACTORS OF SAFETY. B. SPECIAL ADJUSTMENTS. C. CCT. POINTS OR MODIFICATIONS.

LAYOUT

FRONT VIEW

REAR VIEW (BOXES OPEN)



Ø GUARD 1

* RVI MOUNTED

ON P.O. BRACKET MTG CV
 + LOCKING NUT P.O. SPINDLE
 LOCK. N°1.

1 PLUG 32 Pt P.O. 3205
 1 P.O. JACK TEST 2IE MK 4
 1 P.O. JACK TEST 2IF MK 4
 1 LINK P.O. 'N' RED.

| | | | | | | | |
|---------------------------------|--|--|---|---|---|-----------------------------------|---------------------|
| ISSUE 1 19-3-65 NO CHANGE | ISSUE 2 26-4-65 LINK P.O. 'N' RED. WAS LINK P.O. 'N' RED. | ISSUES 17-5-65 RE-DRAWN CAPACITOR BOX LAYOUT REVISED | ISSUE 4 10-6-65 RELAY CR AND RESISTOR R13 DELETED. R14-19 MADE R13-18 TITLE AMENDED | ISSUE 5 4-10-65 C3 CODE AMENDED. | ISSUE 6 17-2-67 R13 DELETED RVI, R16-8 ADDED. | ISSUE 7 19-5-67 RVI WAS VRI | ISSUE 8 30-5-67. |
|---------------------------------|--|--|---|---|---|-----------------------------------|---------------------|

| | |
|----------------------|---------|
| ORIGINATED BY | A.E.I. |
| DATE | 19-3-65 |
| SIGNED FOR COMMITTEE | AH |

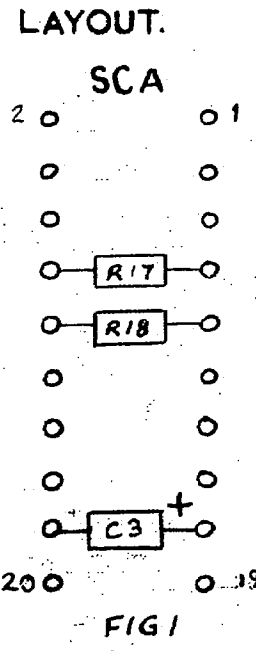
N.Z.P.O.
 (83761) 76
 9-8-67

RELAY CODES & COMPONENTS LIST, GBW 16510

PARENT EXCHANGE OUTGOING LINE CIRCUIT FOR BOTHWAY JUNCTIONS
(FOR USE WITH I/C LINE CIRCUIT) TO DEPENDENT EXCHANGE N.Z.S.S.A.C. No 31

| RELAY | B.C.C. CODE | DIAG. FIG. | NOTES | COMPT. DESIGNATION | BPO CODE | NOTES |
|-------|-------------|------------|-------|--------------------|----------|-------|
| SB | 4539 | | | | | |
| SP | HSD 508 | | | | | |
| SR | 5942 | | | | | |
| TT | 5018 9 P | | | | | |
| TX | HSD 512 | | | | | |
| | | | | | | |
| | | | | | | |
| | | | | | | |
| | | | | | | |
| | | | | | | |
| | | | | | | |
| | | | | | | |
| | | | | | | |
| | | | | | | |
| | | | | | | |
| | | | | | | |
| | | | | | | |
| | | | | | | |
| | | | | | | |
| | | | | | | |
| | | | | | | |
| | | | | | | |
| | | | | | | |

NOTES:- A. SPECIAL FACTORS OF SAFETY. B. SPECIAL ADJUSTMENTS. C. CCT. POINTS OR MODIFICATIONS.



Centimetres

NZPO (83701)
9-8-67

| | | | | | | | |
|--|---------------------------------|---------------------------------|--|---------------------------------|---------------------------------|---------------------------------|--------------------|
| ISSUE 1 19-3-65 SCA TERMS REVERSED | ISSUE 2 26-4-65 NO CHANGE | ISSUE 3 17-5-65 NO CHANGE | ISSUE 4 10-6-65 RESISTORS R17-18 WERE R18-19 TITLE AMENDED | ISSUE 5 4-10-65 NO CHANGE | ISSUE 6 17-2-67 NO CHANGE | ISSUE 7 19-5-67 NO CHANGE | ISSUE 8 30-5-67 |
|--|---------------------------------|---------------------------------|--|---------------------------------|---------------------------------|---------------------------------|--------------------|

| |
|--|
| ORIGINATED BY A.E.I. |
| DATE 19.3.65 |
| SIGNED FOR COMMITTEE ASH <i>[Signature]</i> |