

RELAY CODES & COMPONENTS LIST, **GBW 15990**
9/2 JUNCTION FROM SLEEVE CONTROL SWITCHBOARD - LOOP
DIALLING WITH B/W REPETITION OF PAD CONTROL SIGNALS - IVF

Centimetres

RELAY	BCC CODE	DIAG. FIG.	NOTES	COMPT. DESIGNATION	BPO CODE	NOTES
B	14035			MR1	1/2A	
D	74363			MR2	2P/6A	
DT	10172			MR3	1/12A	
I	2022			MR4	1/12A	
IL	2012			MR5	1/12A	
LR	7183			R1	N°9	
PC	4365			R2	9	
RR	6203			R3	N°12	
S	10887			R4	N°12	
SS	10084			R5	N°12	
CP	7597			R6	N°12	
SD	14036			R7	N°9	
				(R8)	N°6	
				R9	N°9	
				R10	N°12	
				C1	103C	
				C2	103C	

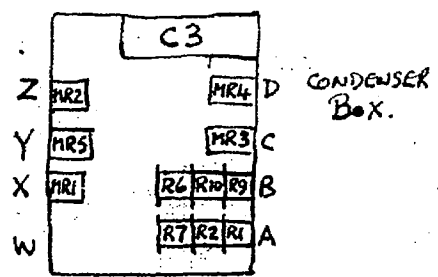
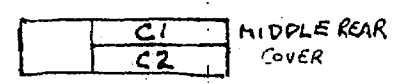

NOTES: - A SPECIAL FACTORS OF SAFETY B SPECIAL ADJUSTMENTS C CIRCUIT POINTS OR MODIFICATIONS

LAYOUT

B D
 DT IL
 S RR
 * LR SS *
 PC I
 SD CP

* RELAY GUARD.

REAR EQUIPMENT LAYOUT.



ISSUE 1.24.4.91 APP
 REAR EQUIPMENT
 LAYOUT ADDED
 ISS 2. 18.5.61

N.Z.P.O
 (69498)
 15-11-63 B&

ORIGINATED BY	A.T. RE. C ^o L ^o
DATE	10-3-61
SIGNED FOR COMMITTEE	A. Aston 26/4/61