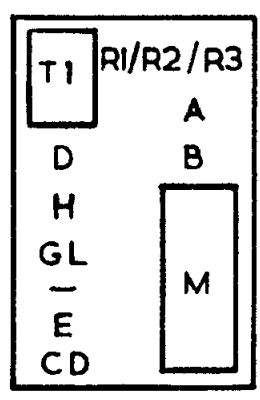


RELAY CODES & COMPONENTS LIST, **GBW 15690**
INTERWORKING RELAY SET (RSM)
 FORWARD HOLDING. ROT. TO SXS.

RELAY	BCC CODE	DIA FIG	NOTES	COMPY DESIGNATION	BPO CODE	NOTES
A	60299	1	A	C1	MC 102 A	
B	10641	1		C2	MC 102 A	
CD	60300	1		C3	MC 101	
D	6683	1		C4	MC 101	
E	7109	1		MR1	2N/6A	OR SELENIUM EQUIV.
GL	60298	1		MR2	1/6A	" " "
H	1804	1		MR3	1/6A	" " "
JA	7361	2		TI	BM 4177 /3	S.T.C. CODE
JB	10225	2		R1	#9	
				R2	#12	
				R3	#12	
				R4	#9	
				R5	#6	MTD. ON C3
				R6	#6	MTD. ON C4
				M	4154 DE MECH. ON 4154 A BANK	S.T.C. CODE

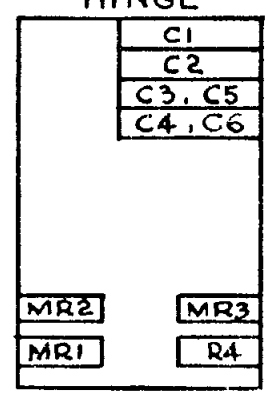
NOTES - A SPECIAL FACTORS OF SAFETY. B SPECIAL ADJUSTMENTS. C CCT. POINTS OR MODIFICATIONS

LAYOUT



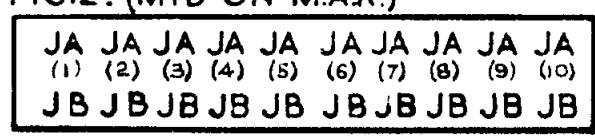
LAYOUT
(FRONT)

HINGE



CAPACITOR
BOX

FIG.2. (MTD ON M.A.R.)



MOUNTING PLATE B.P.O. N° F151/20 BH

ISS. 1. 24.4.59
 RELAY CD WAS DESIGNATED 'C'
 RETRACED FROM C.R.D.S.
 1552. 27/1/60
 R2 WAS #9

155.3 25-10-61

ORIGINATED BY: STC
 DATE: 24/4/59
 SIGNED FOR COMMITTEE: M.T.W.

5 Centimetres

10

20

25

30