

RELAY CODES & COMPONENTS LIST

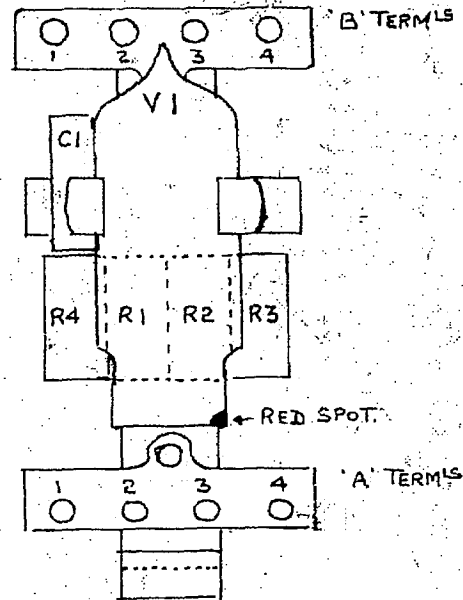
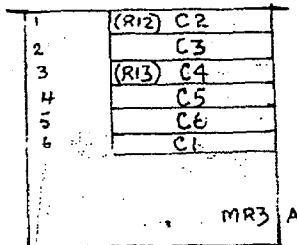
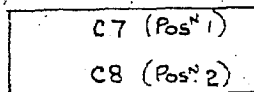

RELAY SET:- PARENT EXCHANGE OIG IVF LINE CIRCUIT FOR UNI DIR JUNCTIONS
TO DEPENDENT EXCHANGES

RELAY	HCC CODE	DIAG. FIG	NOTES	COMPT. DESIG. NATION	UPO CODE	NOTES
A	HSD702		TEST & R.A. FIGURES	R1-R5	N°9	
B	10330			R18, R19	N°9	
BA	5928			R6 R24	N°12	
BB	5891			R12 R13	N°6	
CD	5922			R7-R11	N°15 COIL	
CF	5893			R16, R17	N°15 COIL	
CR	5923P			R23	N°15 COIL	
D	1469			R14 R15	N°15A COIL	
DB	1043			C1	MC102C	
DC	5001			C2-C5	MC101	
DD	5927			C6 C7	MC100	
OC	1576			C8	MC119	
RC	HSD514		TEST & R.A. B. FIGURES	RX1-RX4	N°2	MOUNTED IN WIRING
RG	60546			R20	N°15 FE. PARISON	} MOUNTED IN WIRING & COMPLETELY COVERED WITH SLEEVING OF APPROVED TYPE
RR	1951			R21	N°15 GE "	
SP	HSD514		TEST & R.A. B. FIGURES	R22	N°15 GD "	
				MR1-MR3	1112AZ	
				T1	AE1 194A	
				T2	AE1 196A	
				T3 T4	AE1 113A	
				V1 V2	CV138 OR EQUIV.	
				V/HOLDER	N°32A	} MT. TO Po. DRG 70258
				V/RETAINER	N°2	
				TJA	21E	
				TJB	21F	
				LINK	N RED	

NOTES A SPECIAL FACTORS OF SAFETY B SPECIAL ADJUSTMENTS C CCT POINTS OF MODIFICATIONS

LAYOUT

R1/R2/R3	V1 V2
VU1	T1 (R22)
A	T2 (R20) (R21)
* B	T3
CD	T4
CF	RG
CR	SP
X	SR
BA	TX
DC	RR
OC	D
* BB	DB
TT	DD
RC	MR1 MR2
TJA	TJB



* RELAY GUARD.

N.Z.P.O. (13699) 3.6.70

ISSUE 1 6-1-70

ORIGINATED BY	GEC/AEI
DATE	20-1-70
SIGNED FOR COMMITTEE	<i>[Signature]</i>

