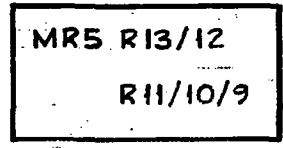


RELAY CODES & COMPONENTS LIST, GBW 14170 MOD. B
 INTER-SWITCHBOARD LINE CCT. (B/W AUTO-AUTO LOOP DIALLING)
 50/1200 LINE P.A.B.X. - AT SATELLITE PABX.

RELAY	BCC CODE	DIA FIG	NOTES	COMP. DESIGNATION	BPO CODE	NOTES
R AA	H5521		B	TRI	BM 4177/2	S.T.C. CODE
R AB	H5517		B	C1	MC 102C	
B	1751			C2	MC 102C	
G ()				C3	MC 102C	
G CR	G0642			C4	MC 101	
G A				C5	MC 101	
W DD	4070			C6	MC 101	
W B				MR1	HS.1009	
G DL	71773			MR2	DIS-G-1W SEL	S.T.C. CODE
G A				MR3	HS.1009	
W DR	73518			MR4	HS.1009	
W B				MR5	2/GA	OR SELENIUM EQUIV.
W D	2222			R1	Z0.6	MTD. ON CA
W (15)				R2	Z0.6	MTD. ON CI
W BR	1618			R3	Z0.9	
W B				R4	Z0.9	
G OG	G381			R5	Z0.9	
G ()				R6	Z0.9	
R S	G0637		B	R7	Z0.9	
R ()				R8	Z0.9	
W SR	4046			R9	Z0.9	
W B				R10	Z0.9	
R LD	H5518		B	R11	Z0.9	
R -				R12	Z0.12	
G Z	4250			R13	Z0.12	
G ()						
W ZR	2782					
W B						
R LS	H50.233		B			
R -						

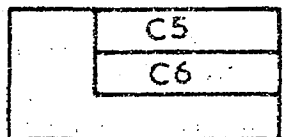
NOTES:
 A. SPECIAL FACTORS OF SAFETY
 B. SPECIAL ADJUSTMENTS.
 C. CCT. POINTS OR MODIFICATIONS.

NOTE 1. EARLIER CIRCUITS MAY HAVE RESISTORS & RECTIFIERS MOUNTED IN THE CAPACITOR BOX.



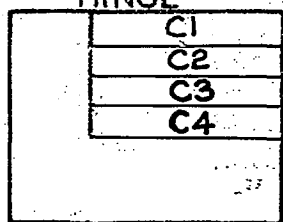
TOP REAR COVER

HINGE

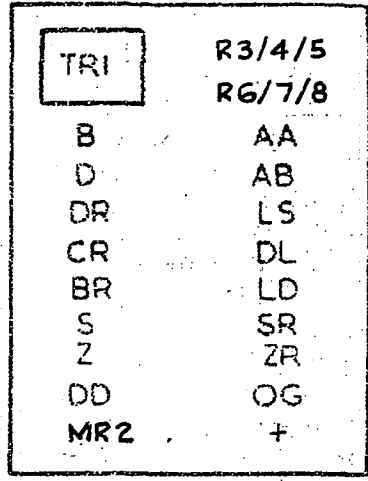


MIDDLE REAR COVER

HINGE



CAPACITOR BOX



FRONT VIEW

≠ RELAY GUARD

NZPO.

(16087) 24-870 G.S.

ISSUE 1 20-1-60 APP
 WAS C.R.D.S.
 NOTE 1. ADD.
 (122119) GFE

ISS A 24.10.73

ORIGINATED BY	S.T.C.
DATE	20-1-60
SIGNED FOR COMMITTEE	R.E.D.