

RELAY CODES & COMPONENTS LIST, **GBW 13910 MOD B**
UAX NZ 13 LINE FINDER & LINE CIRCUIT

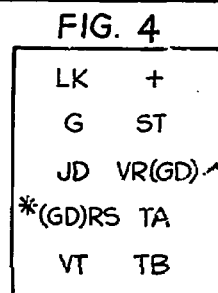

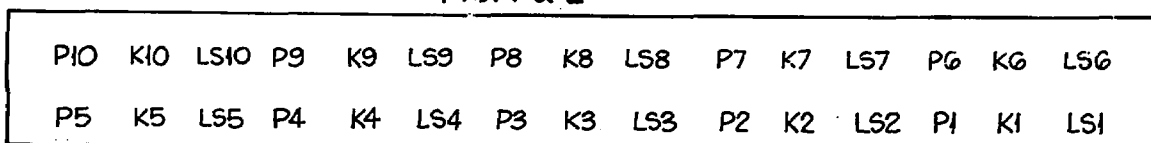
Centimetres

RELAY	B.C.C. CODE	DIAG. FIG.	NOTES	COMPT. DESIGNATION	B.P.O. CODE	DIAG. FIG.	NOTES
P(1 - 10)	226	1 & 2		Ci	105/2	3	
				(R3)	6	3	200 ^Ω
K(1 - 10)	107	1 & 2		R1	9	3	
				R2	12	3	
LS(1 - 10)	109	1 & 2					
H	1472A	3		R1	9	4	
				R2	9	4	
LK	1479A	4		R3	9	4	
				R4	9	4	
G	6027A	4		R5	35B	4	NOTE 1 & NZ NOTE A
JA	1674	4		MR1	1/12 AZ	4	
RS	1673P	4		RI - R8	9	8	
VT	1478A	4		MR1 - 4	2P/GAZ	8	
ST	1644P	4		LFOM	151A	6	
VR	70065P	4		A	2/84 AN	5	BPO N° 2 UNISEL.
TA	1668	4		CI	101	5	} SUPERSEDED BY BPO N° 7732 CV 7030 [NZ NOTE B] OR EQUIV.
				RI	N° 6	5	
TB	1823	4					
PX	5549	1 & 2		DI-D4			
OFB	1566	6		SCA	1/DST/844A		MTD. REAR OF REL 'P'
				SCB	1/DST/844A		MTD. REAR OF REL 'K'
OFR	2056	6		RELAY MTG. PL.			NZPO 22082 SL MA584

NOTES: - A SPECIAL FACTORS OF SAFETY. B SPECIAL ADJUSTMENTS. C CIRCUIT POINTS OR MODIFICATIONS

LAYOUT

FIG. 1 & 2



NOTES:

- R5 TO BE DIRECTLY WIRED TO VR RELAY AND NOT LACED INTO CABLE FORM ON RELAY SET.

N.Z. NOTES:

- ON SOME RELAY SETS POST ISSUE 8 RESISTOR R5 IS MOUNTED AT REAR OF LPI. * GUARD - SGU/54 OR EQUIV.
- FOR REPLACEMENT AND NEW WORK USE CV 7030 IN 4003 FORMERLY USED.

NZPN (2347) 4.12.72

ISSUE PREPARED FROM RCCL FOR GBW 13910 ISS. 3 OF CRD FOR GBW 13910 MOD B, ISS A. D4 ADDED (2347)	ISSA 4-10-72 (2347) CODE FOR DI-D4 AMD. NZ NOTE B. ADD. (68427)	ISS. B. 16.4.75 (LINE)
--	---	------------------------

ORIGINATED BY	
DATE	