

RELAY CODES & COMPONENTS LIST

UNIT AUTO N2 13A

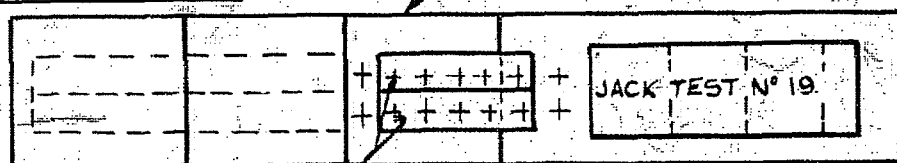
RELAY	BCC CODE	DIAG. FIG.	NOTES	COMP. DESIGNATION	BPO CODE	NOTES
CA	11244	23B		UKA-B-C	200B6/N	BATT JACKS FIG 4A
FA	5220	1B		KOP-KNP	263 BLACK	METER RTNE TEST (FD) FIG 5B
RA	1828	2A		MTRTEST	JACK LAMP N° 10	FIG 5B
RB	1871P	2A			CORD TEST 2/12A	FIG 5B
				R9	RESISTOR N° 9	200Ω FIG 6A
				RTJ	JACK N° 51	FINAL R RTNE TEST FIG 20A
				OM	METER 150C	FIG 22
				MTL 2	JACK TEST N° 19	FIG 22

NOTES: A SPECIAL FACTORS OF SAFETY. B SPECIAL ADJUSTMENTS. C CCT POINTS OF MODIFICATIONS.

LAYOUT

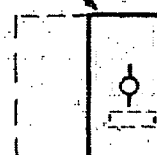
MTG. F151/10 AV.
COVER AR12-3/32

MTG. 154/34 AM




OM:
METERS 150C AS REQ^d


KEY MTG'S



JACK LAMP
N° 10



RESISTANCE
MTG BAR
ADJACENT
TO LINE RELAYS



N.Z.P.O.
(69933) 7-2-64 86.

ISSUE 1. 16-11-63 ISSUE ADVANCED ONLY (47154)	ISSUE 2. 23-7-64 ISSUE ADVANCED ONLY	ISSUE 3. 2-8-65 ISSUE ADVANCED ONLY (60278)	ISSUE 4. 23-12-65
---	--	---	----------------------

ORIGINATED BY	G.E.C.
DATE	11/1/63
SIGNED FOR COMMITTEE	

5 Centimetres 10

15

20

25

30

RELAY CODES & COMPONENTS LIST


UNIT AUTO NZ 13B

RELAY	BCC CODE	DIAG. FIG.	NOTES	COMPT. DESIGNATION	BPO CODE	NOTES
FA	5220	1C		TRI	TRANSFORMER PD 50A	FIG 28

NOTES A SPECIAL FACTORS OF SAFETY B SPECIAL ADJUSTMENTS C CCT POINTS OF MODIFICATIONS.

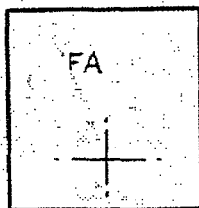
LAYOUT

MTG. F154/34AH



34 RELAY POSITIONS

TRANSFORMER PD 50A



MTG. 151/2A

N.Z.P.O.
(69933) 7-2-64 A.6.

ISSUE 5 11.63 ISSUE ADVANCED ONLY (47154)	ISSUE 2 23.7.64 ISSUE ADVANCED ONLY	ISSUE 3 2.8.65 ICCM & OCCM DELETED (60278)	ISSUE 4 23.12.65	ORIGINATED BY GEC	DATE 11.11.63	SIGNED FOR COMMITTEE
--	--	---	------------------	----------------------	------------------	----------------------

0
5 Centimetres
10
15
20
25
30

GBW13730

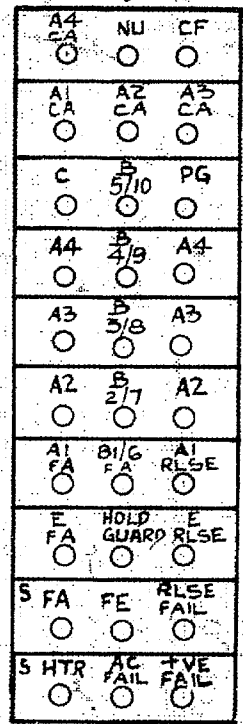
RELAY CODES & COMPONENTS LIST

UNIT AUTO NZ 13C

RELAY	BOG CODE	DIAG FIG	NOTES	COMPTE DESIG-NATION	RPO CODE	NOTES
				LPI-13	JACK LAMP N° 40	ALARM LAMPS FIGS 1, 1A, 2, 3, 5B, 7, 19, 23A 30, 31, 32, & 33
				SWA	PRESS BUTTON G. BLK	ALARMS FIG 3
				JKA-D	200B6/N	BATT JACKS FIG 4
				REG & CCB LINES	JACK N° 310 BN > TEST N° 3/72A	NU TONE DIST BN FIG 7 NU T FIG 7
				LPR	RESISTOR BULB 2/660 JACK LAMP N° 12	CONT. RING FIG 14 FIG 14
				MD	MTR RELAY N° 235A	FIG 21
				ISOLATION LINKS	STRIP WIRE LINKS	PO DRG TP576

NOTES A SPECIAL FACTORS OF SAFETY B SPECIAL ADJUSTMENTS C CCT POINTS OF MODIFICATIONS

JACK LAMPS N° 40. LAYOUT



ALARM LAMPS

N.Z.P.O
(69933) 7.2.64 A.G.

ISSUE 1 6.11.63 ISSUE ADVANCED ONLY (47154)	ISSUE 2 23.7.64. MD WAS SHOWN AS 235A	ISSUE 3 2.8.65 ISSUE ADVANCED (60278)	ISSUE 4 23.12.65	ORIGINATED BY G.E.C
				DATE 11.11.63
				SIGNED FOR COMMITTEE

Centimetres

20

25

30

GBW 13730

RELAY CODES & COMPONENTS LIST

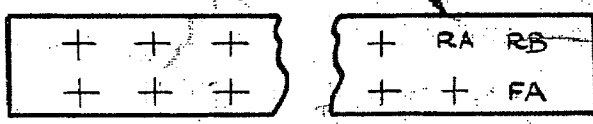
UNIT AUTO NZ 13E

RELAY	BCC CODE	DIAG. FIG	NOTES	COMPT. DESIGNATION	BPO CODE	NOTES
FA	5220	1C		JKA-D	20086/N	BATT JACKS FIG 4
RA	1828	2A		OM	METER 150C	FIG 22
RB	1871P	2A			151/20AH	MOUNTING FIG 22

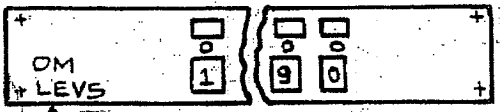
NOTES A SPECIAL FACTORS OF SAFETY B SPECIAL ADJUSTMENTS C CONNECTING POINTS OF MODIFICATIONS

LAYOUT

MOUNTING COMPLETE DRG PO 151/20AH



FRONT VIEW



REAR VIEW

MOUNTING NO DRG F154/40AH

N.Z.P.O.
(69935) 7-2-64 B.L.

ISSUE 1 7-11-63 ISSUE ADVANCED ONLY (47154)	ISSUE 2 23-7-64 ISSUE ADVANCED ONLY	ISSUE 3 2-8-65 ISSUE ADVANCED (60278)	ISSUE 4 23-12-65	ORIGINATED BY G.E.C
				DATE 11-11-63
				SIGNED FOR COMMITTEE

Centimetres 0 5 10 15 20 25 30

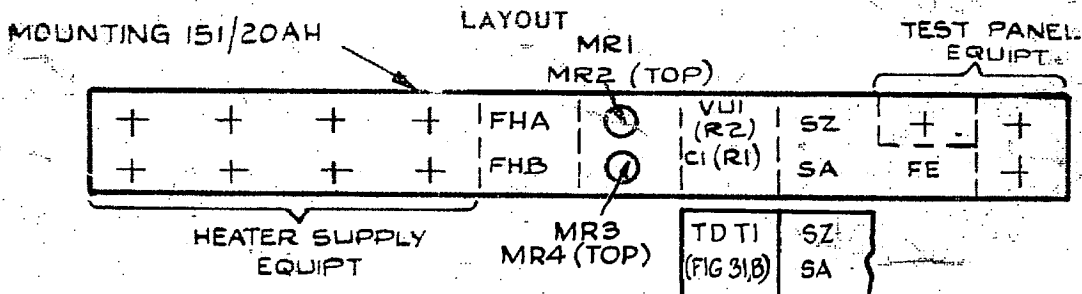
GBW 13730

RELAY CODES & COMPONENTS LIST

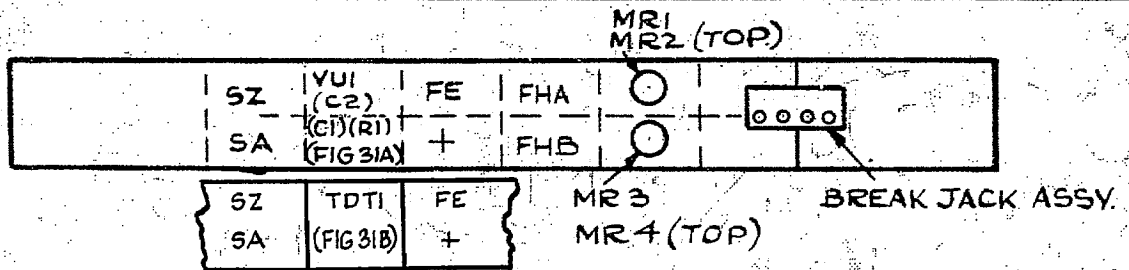
UNIT AUTO N° 135

RELAY	BCC CODE	DIAG. FIG.	NOTES	COMP'T. DESIGNATION	BPO CODE	NOTES
FA	5220	35		VU1	AT&E DRG L96271	ELECTRONIC UNIT ASSY FIG 31A
FE	5220	30A		C1	CAPACITOR 103C/2	4uF FIG 31A
FHA	5910	32A		R1	RESISTOR SPOOL N° 6	200Ω FIG 31A
FHB	5910	32A		R2	RESISTOR PD N° 26	GC 22K FIG 31A
SA	22216	31A & B		MR1	RECTIFIER 4/6AZ	FIG 32A
SZ	5893	31A		MR2	RECTIFIER 4/6AZ	FIG 32A
SZ	50187	31B		MR3	RECTIFIER 4/6AZ	FIG 32A
OF	50177	36		MR4	RECTIFIER 4/6AZ	FIG 32A
				TJA-P	/TPG06	BR. K JACK ASSY FIG 34
				SWA	PUSH KEY P.O. N° 230	FIGS 31A&B
				TD T1	GBW 16730	FIG 31B
				MR1	DA000 OR EQUIV	FIG 36

NOTES A SPECIAL FACTORS OF SAFETY B SPECIAL ADJUSTMENTS C CORRECT POINTS OF MODIFICATIONS.



LAYOUT OF MISC RELAYS WHEN ASSOCIATED WITH GRP1 (INITIAL) UNIT.



LAYOUT OF MISC RELAYS WHEN ASSOCIATED WITH GRP2 (EXTENSION) UNIT.



ISSUE 1 7.11.63 SA WAS 5990 SWB WAS NOT SHOWN	ISSUE 2 23.7.64. SA & SWA WERE DIFF. OF 2 MRI WERE ADDED.	ISSUE 3 2.8.65 ISSUE ADVANCED (60278)	ISSUE 4 23.12.65 ISSUE 4-A SHEETS CORRECTED TO AGREE WITH THE CONTRACTORS 19.8.68 (89217)	ORIGINATED BY G.E.C.
DATE 11.11.63				SIGNED FOR COMMITTEE

0 5 Centimetres 10 15 20 25 30

N.Z.P.O. (69935) 7.2.64 B.L.