

**GBW 13730  
MOD A**

RELAY CODES & COMPONENTS LIST

UNIT AUTO NZ 13A

RELAY	BCC CODE	DIAG FIG	NOTES	COMP. DESIGNATION	BPO CODE	NOTES
CA	11244	23B		UVR-B-C	200B6/N	BATT JACKS FIG 4A
FA	5220	13		KOP-KNP	263 BLACK	METER RTNE TEST (ED) FIG 5B
RA	1828	2A		MTR TEST	JACK LAMP N° 10	FIG 5B
RB	1871P	2A			CORD TEST 2/12A	FIG 5B
RS	B 10637	38A	NOTE 1-1	R9	RESISTOR N° 9	200Ω FIG 6A
				RTJ	JACK N° 51	FINAL SELR RTNE TEST FIG 20A
				OM	METER 150C	FIG 22
				MTL 2	JACK TEST N° 19	FIG 22

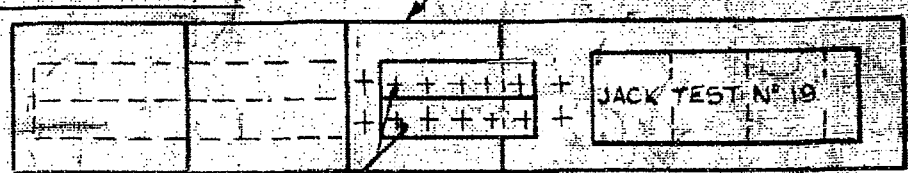
NOTES: A. SPECIAL FACTORS OF SAFETY B. SPECIAL ADJUSTMENTS C. CCT POINTS OR MODIFICATIONS

LAYOUT

NOTE  
1-1  
LOCATED  
IN UNIT  
A1


MTG F15/10AV  
COVER AR12-5/32

MTG 154/34 AH

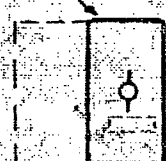


OM  
METERS 150C AS REQ'D

KEY MTG'S



JACK LAMP  
N° 10



LEVEL  
RTNE TEST  
KEYS



RESISTANCE  
MIG BAR  
ADJACENT  
TO LINE RELAYS

NZPO

PREPARED  
FROM GBW  
13730 1554  
OF 23-12-65  
(43086)  
ISS A 19-177 RGN

ORIGINATED  
BY

G.E.L.

DATE

11/1/65

SIGNED FOR  
COMMITTEE

# GBW 13730 MOD A

## RELAY CODES & COMPONENTS LIST


### UNIT - AUTO NZ 13B

RELAY	BCC CODE	DIAG. FIG.	NOTES	COMPT. DESIGNATION	BRO. CODE	NOTES
FA	5220	IC		TRI.	TRANSFORMER PO 50A	FIG 28

NOTES A. SPECIAL FACTORS OF SAFETY B. SPECIAL ADJUSTMENTS C. CCT POINTS OR MODIFICATIONS


LAYOUT

MTG. F154/34AH



34 RELAY POSIT

TRANSFORMER PO 50A



MTG. 151/2A

NZPO

PREPARED FROM GBW 13730 155 4 OF 23-12-65 (43086)  
155 A 19-1-77 RGN

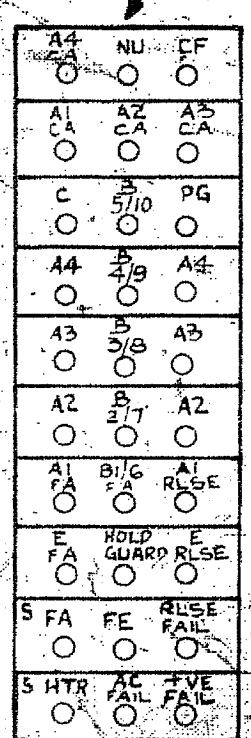
ORIGINATED BY	G.E.C.
DATE	11/1/63
SIGNED BY COMMITTEE	

GBW13730  
MOD A

RELAY CODES & COMPONENTS LIST  
UNIT AUTO NZ 13C

RELAY	BCG CODE	DIAG FIG.	NOTES	COMPT. DESIGNATION	BPO CODE	NOTES
RA	B 10249	37A		LPI-13	JACK LAMP N° 40	ALARM LAMPS FIGS 1, 1A, 2, 3, 5B, 7, 9, 23A
RAA	B 4031	37A				30, 31, 32, & 33
				SWA	PRESS BUTTON G. BLK	ALARMS FIG 3
				JKA-D	200B6/N	BATT JACKS FIG 4
				REG&CB LINES	JACK N° 310 BN	NU TONE DISTON FIG 7
					CORD TEST N° 3172A	NU TONE FIG 7
				LPR	RESISTOR BULB 2/660	CONT. RING FIG 14
					JACK LAMP N° 12	FIG 14
				MD	MTR RELAY N° 235A	FIG 21
				ISOLATION LINKS	STRIP WIRE LINKS	PO. DRG TP576
				SCA	TERM <sup>L</sup> STRIP	S/L N° LH 814
					INSUL <sup>N</sup> STRIP	S/L N° LE 811
					SCREWS MTG	S/L N° LH 610
				SCB	TERM <sup>L</sup> STRIP	S/L N° LH 814
					INSUL <sup>N</sup> STRIP	S/L N° LE 811
					SCREWS MTG	S/L N° LH 610

NOTES A. SPECIAL FACTORS OF SAFETY B. SPECIAL ADJUSTMENTS C. CCT POINTS OR MODIFICATIONS  
JACK LAMPS N° 40. LAYOUT



NOTE  
3-1 SCA & SCB ARE MOUNTED AT REAR OF RELAYS RA & RAA RESPECTIVELY SEE NZ NOTE E

NZPO

PREPARED FROM GBW 13730 1554 OF 23-12-65 (43086) 155A 19-1-77 155A 19-1-77	RGV	ORIGINATED BY	G.E.C.
		DATE	11/1/63
		SIGNED FOR COMMITTEE	

GBW 13730  
MOD A

RELAY CODES & COMPONENTS LIST

UNIT AUTO NZ 13E

RELAY	BCC CODE	DIAG FIG	NOTES	COMPT. DESIGNATION	BPO CODE	NOTES
FA	5220	1C		JKA D	200B6/N	BATT JACKETS FIG 4
RA	1828	2A		OM	METER 150C	FIG 22
RB	187P	2A			151/20AH	MOUNTING FIG 22

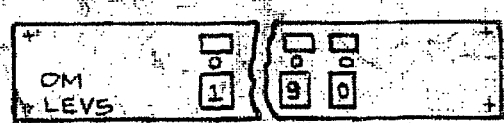
NOTES A. SPECIAL FACTORS OF SAFETY B. SPECIAL ADJUSTMENTS C. CCT POINTS OR MODIFICATIONS

LAYOUT

MOUNTING COMPLETE DRG PO 151/20AH



FRONT VIEW



REAR VIEW

MOUNTING NO DRG F154/40AH

NZPO

PREPARED FROM GBW 13730 ISS 4 OF 23-12-65 (43086) 155 A 19-1-77 RGN	ORIGINATED BY	SEC
	DATE	11-1-65
	SIGNED FOR COMMITTEE	

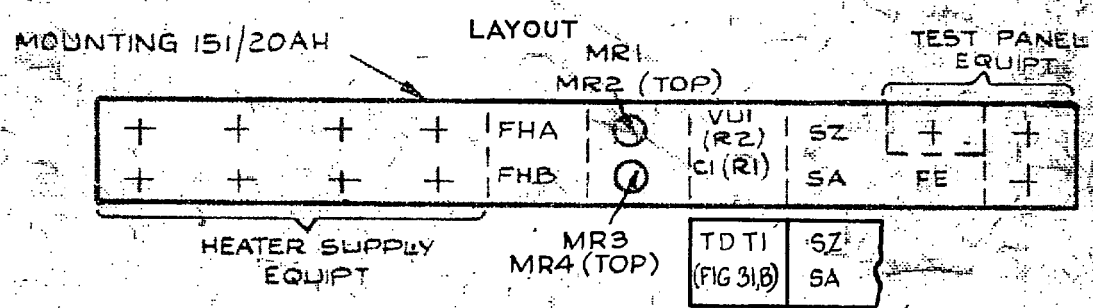
RELAY CODES & COMPONENTS LIST

GBW 13730  
MOD A

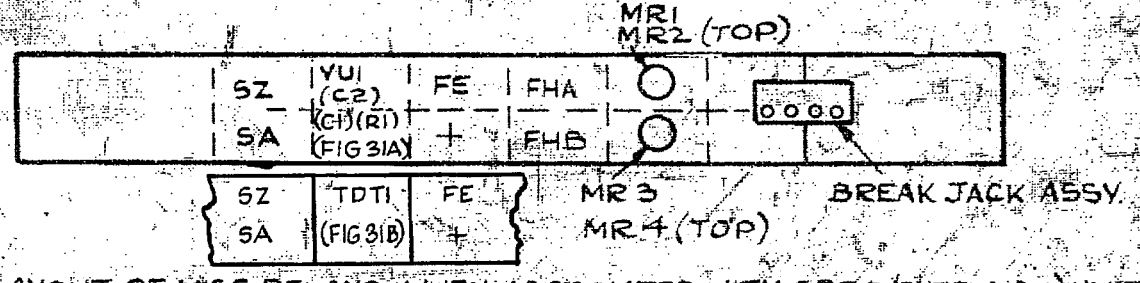
UNIT AUTO No 135

RELAY	BCC CODE	DIAG FIG	NOTES	COMPT. DESIGNATION	BPO CODE	NOTES
FA	5220	35		VUI	AT&E DPG 13627	ELECTRONIC UNIT ASSY FIG 31A
FE	5220	30A		CI	CAPACITOR 103C12	4UF FIG 31A
FHA	5910	32A		R1	RESISTOR 500L No 6	200Ω FIG 31A
FHB	5910	32A		R2	RESISTOR PD No 26	GC 22K FIG 31A
SA	22216	31A & B		MR1	RECTIFIER 4/6AZ	FIG 32A
SZ	5893	31A		MR2	RECTIFIER 4/6AZ	FIG 32A
SZ	50187	31B		MR3	RECTIFIER 4/6AZ	FIG 32A
OF	50177	36		MR4	RECTIFIER 4/6AZ	FIG 32A
				TJA-P	4/TP606	BREAK JACK ASSY FIG 34
				SWA	PUSH KEY P.O. No 230	FIGS 31A & B
				TD T1	GBW 16730	FIG 31B
				MR1	DA000 OR EQUIV	FIG 36

NOTES A. SPECIAL FACTORS OF SAFETY B. SPECIAL ADJUSTMENTS C. CCT POINTS OR MODIFICATIONS



LAYOUT OF DC RELAYS WHEN ASSOCIATED WITH GRP1 (INITIAL) UNIT.



LAYOUT OF MISC RELAYS WHEN ASSOCIATED WITH GRP2 (EXTENSION) UNIT.



N.Z.P.O. (G9935) 7-2-64 8/6

PREPARED FROM GBW 13730 1554 OF 23-12-65 (43086) 155A 19-1-77 RGN	ORIGINATED BY	G E C
	DATE	11-1-63
	SIGNED FOR COMMITTEE	