

GBW 13722

RELAY CODES & COMPONENTS LIST

U.A.X. NZ 13 COMMON EQUIPT RINGING TONES & PULSES USING ELECTRONIC GENERATOR.

RELAY	BCC CODE	DIAG. FIG	NOTES	COMPT. DESIGNATION	BPO CODE	NOTES
CF	6008			TP	2/42/A0	
FA	5071			TJ	Nº 1A	
MFA	5220			C2, C3 C4 & C6	MC Nº 119	
NUA1	1526			C5		MC 119
NUA2	1526			R6	Nº 9	
NUA3	1526			R2-5	Nº 6	
NUA4	1526			R6	Nº 12 *	*PRIOR TO ISS 4 RESISTOR Nº 9 WAS USED FOR EARLY WORK.
PFA	1642			R7	JO TYPE	5% T 1/4 W S.L.No ER231
RA	70070			R1	RADIO TYPE	5% TOL 1/4 W S.L.No ER 239
RB	70068			DI-3	1N 4003	S.L.No. K905
RO	2017A			DI-6	BY 133	S.L.No. K907
TA	1804			TRI.	2N4356	S.L.No. CC 736
TN	22214			SCA, B, C		S.L.No. LH814
TS	1529					
LO	22213					
XB	21060P					

NOTES A SPECIAL FACTORS OF SAFETY B SPECIAL ADJUSTMENTS C CCT POINTS OF MODIFICATIONS.

FIG 1.

LAYOUT

RC	RO
LO	TN
CF	MFA
RA	TS
FA	XB
INUA	RB
2NUA	TP
3NUA	
4NUA	
TA	
PFA	

CAP SPACE
C2 (R2)
C3 (R3)
C4 (R4)
C5
C6 (R5)
R6
R1

MOUNTING ARRANGEMENTS

MOUNT SCA ON REAR OF RELAY TA
 MOUNT SCB ON REAR OF RELAY NUA4
 MOUNT SCC ON REAR OF RELAY XB

ISSUE 1
 3-11-64
 RA WAS RR (47375)
 ISSUE 2
 G. 1-65
 ISSUE ADVANCED (94564)
 ISSUE 3
 27-10-65
 ISSUE 4 -
 RG WAS Nº 9
 25-4-66
 (53078)
 ISS 5 28.7.70
 NZ NOTE A
 ADDED SHT2
 (39856) DLM
 ISS 5A 17-11-71
 RT CHANGED
 R7-TRI DI-6
 ADD. NZMURX
 (193408)
 ISS 5B 4-5-78
 MAH

ORIGINATED BY **G.E.C**
 DATE **3-11-64**
 SIGNED FOR COMMITTEE *[Signature]*

NZ.P.O.
 (47210).
 29-1-65.
 R6.

GBW 13722

SIZE **F** INDEX **4**
OF

RELAY CODES & COMPONENTS LIST

U.A.X. NZ 13 COMMON EQUIPT. RINGING TONES & PULSES USING ELECTRONIC GENERATOR.

RELAY	BCC CODE	DIAG. FIG.	NOTES	COMPT. DESIG. NATION	BPO CODE	NOTES
RC	21061P			TEST JACK	Nº 1A	
A	1636			MP	2/104/AN	
MS	21168P			C1A	MC Nº 103C	
PA	22676 Pd			C1B	MC Nº 102C	
PB	20793P	B		C4 } C5 }	MC Nº 101	
RE	73122P			(R7) (R8)	Nº 6	
ST	1640			R1 R2 }	Nº 9	
TM	1641			R3 R4	Nº 12	
X	2246A			R9	Nº 9	
Y	72289P			DI	BY133	S.L. No. K907
Z	2246A					
IA	2022					
IB	2022					
IC	2022					
PB	15397P		C1			

NOTES: A SPECIAL FACTORS OF SAFETY B SPECIAL ADJUSTMENTS C CLIP POINTS OF MODIFICATIONS.

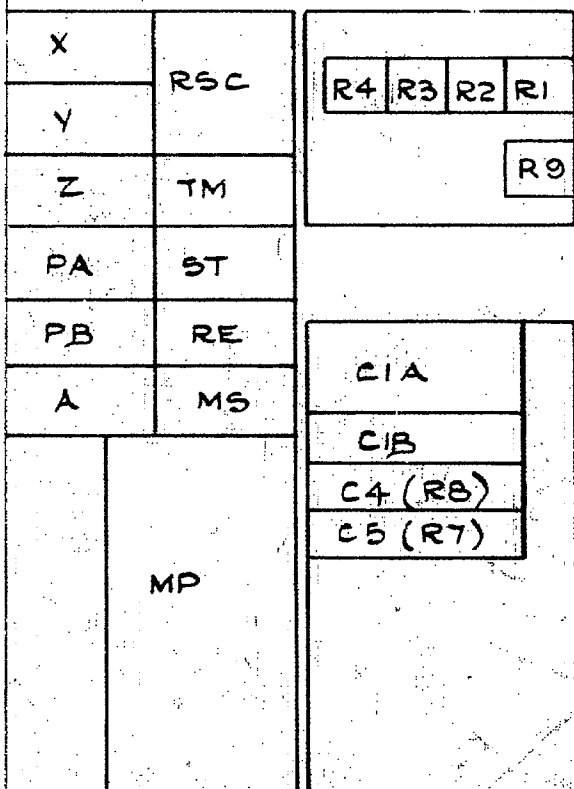
FIG. 2.

LAYOUT

C1. USE FOR NEW WORK.

N.Z. NOTE :-

A. RESISTOR, R9, ADDED TO FIG. 2



ISSUE 1 4.11.64 PB RELAY & NOTE ADDED (47375)	ISSUE 2 6.1.65 ISSUE ADVANCED (24564)	ISSUE 3 27.10.65	ISSUE 4 NO CHANGE 25-4-66 (53078)	ISS 5 28.770 NZ NOTE A ADDED (39856) DLM	ISS 6 17.1171 DI ADDED NZMRX (193408)	ISS 5 B 4.578 WAH	NZ.P.O. (47210) 29.1.65. 86.	ORIGINATED BY G.F.C. NZ	DATE 4.11.64	SIGNED FOR COMMITTEE <i>[Signature]</i>
---	---	---------------------	---	--	--	-------------------	---------------------------------------	----------------------------	-----------------	--

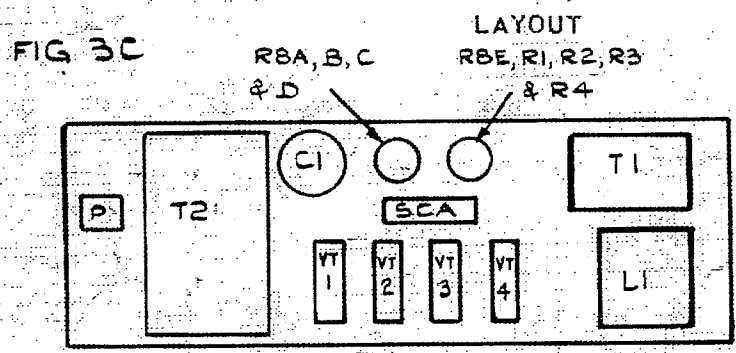
GBW13722

RELAY CODES & COMPONENTS LIST

U.A.X NZ 13 COMMON EQUIPT RINGING TONES & PULSES USING ELECTRONIC GENERATOR.

RELAY	BCC CODE	DIAG. FIG	NOTES	COMP. DESIGNATION	BPO CODE	NOTES
				CI	ELECTROLYTIC 150027	PLESSEY TYPE GE 2218 5/8
				RI-R4	Nº 12	
				RBA-R8E	Nº 9	
					ERIE CERAMIC	
				R5,6,7	INSULATED (COLD MOULD)	WIRE ENDED ON SCA
				SCA	145DN	
				VT1-VT4	OC 20	MOUNTED ON HEAT SINKS
				MRI-4	CV702G	
				T1		GEC CODE 54533A
				T2		GEC CODE 32567C
				LI		GEC CODE CP50339
				P	8WAY PLUG	PANTON TYPE

NOTES: A SPECIAL FACTORS OF SAFETY B SPECIAL ADJUSTMENTS C C I POINTS OF MODIFICATIONS.



ISSUE 1 3.11.64 ISS. ADVANCED (47375)	ISSUE 2 6.1.65 FIG 3 C LAYOUT T1 & LI REVERSED (24564)	ISSUE 3 27.10.65	ISSUE 4 NO CHANGE 25.4.66 (53078)	ISS. 5.28.70 NZ NOTE A ADDED: SHT2 (39856) DIM	ISS. 5A 17.11.71 NO CHANGE	SHTS 1 & 2 AMD (193408)	ISS. 5B 4.5.78 WAH	ORIGINATED BY G.E.C. NZ	DATE 3.11.64	SIGNED FOR COMPLETEE <i>[Signature]</i>
--	--	---------------------	--	---	-------------------------------	----------------------------	-----------------------	----------------------------	-----------------	---

NZPO
(47210)
29.1.65
R6

RELAY CODES & COMPONENTS LIST

UAX NZ 13 COMMON EQUIPT RINGING TONES & PULSES USING ELECTRONIC GENERATOR.

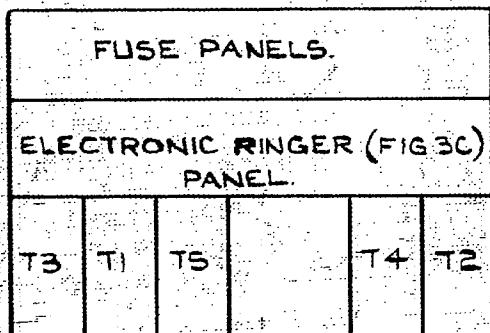
RELAY	BCC CODE	DIAG. FIG.	NOTES	COMPT. DESIGNATION	BPO CODE	NOTES
				V1-4	OSRAM KT2	
				LPI & 2	110V 40W E5	
				R1 & 2	Nº 9	
				R3,4,5	Nº 15	
				C1,2, & 3	GEC PRG 42388	
				C4 & 14	Nº 112	
				C5,6 & 7	Nº 104	
				C8	Nº 106	
				C9,10,11	Nº 119	
				C13	Nº 100	
				T1-5	Nº 42A (MOD)	(FIXING HOLES ENLARGED)

NOTES A SPECIAL FACTORS OF SAFETY B SPECIAL ADJUSTMENTS C CCT POINTS OF MODIFICATIONS

FIG 3A & 3B

LAYOUT

R1	V1	IA	C9	V3	IB	C11	V4	IC	C8
R2	V2	C1 C5 C10 C13	(R5)	LPI	C2 C6 C12	(R4)	LP2	C3 C7 C14	(R3)



ISSUE 1 / 4-11-64 FIG. 3A & 3B LAYOUT CHANGED. VI-4 R3,4,5 AMENDED (47375)	ISSUE 2 / 6-1-65 ISSUE ADVANCED (24564)	ISSUE 3 / 27-10-65	ISSUE 4 / NO CHANGE 25-4-66 (33078)	ISS. 5. 28-7-70 N.Z. NOTE A ADDED SHT 2 (39856) DIM	ISS 5A 17-11-71 NO CHANGE SHTS 1 & 2 AMD. (193408) ISS 5B 4-5-75 WAH	ORIGINATED BY DATE SIGNED FOR COMMITTEE	GEC NZ 4-11-64 <i>[Signature]</i>
---	--	--------------------	-------------------------------------	--	--	---	---