





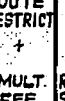

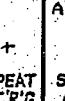

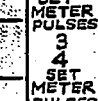

RELAY DESIGN FOR CIRCUIT GBW 12470

TITLE MAINTENANCE TEST SET FOR OUTGOING JUNCTION RELAY SET TO AUTO OR MANUAL AUTOMATIC MINOR EXCHANGE 2000 TYPE

COMMITTEES WIRING DIAGRAM NO


RELAY NAME	COMM CODE	IF NEW CODE (CARD ATTACHED)	DEPARTURES FROM DIAGRAM		SPRING NUMBERING CONTACT UNIT NUMBER								REFERENCES TO NOTES BELOW					
			RESISTANCE	CONTACTS	1	2	3	4	5	6	7	8						
ON	6363				1	2	4	5	6	22	24							
					M	B	B	M	B									
PA	4833				1	2	5	4	8	7	22	25	24	27				
					M	C	C	M	C	B								
ST	6048				1	2	3	4	7	6	22	23	24					
					M	M	C	M	C									
P	10087				1	2	5	4	22	24								B
					M	C	B	YM										
DS	72190				1	2	5	4	22	24								
					M	C	M	B										
TE	4857				3	1	2	4	5	9	7	8	22	25	24	26	27	29
					C	C	C	M	C	M	B							
MS	6066				1	2												
					B													
AT	1426A				3	1	2											B
					Kpt													
L	10065				1	2	5	4	6	7	8	9	22	24	26	28	29	
					M	C	M	M	M	M	M							
PC	2815				1	2	3	4	5	6	22	23	24					
					M	M	B	M	C									

NOTES SPECIAL FACTORS OF SAFETY A  
 SPECIAL ADJUSTMENTS B  
 CIRCUIT POINTS OR MODIFICATIONS C

CLASS	RELAY	NOTES
		<p>⊗ + + + + + + + ⊗                  RELAY INSERT 'A' TANDEM LISTEN DIAL ROUTE TRUNK DIAL' LEAKY                  SET PLUG'S RELAY PICK UP RINGTONE ORD. UN-BAR'G. OFF'RG LONG LEAKY                  ENGAGED OPERATE MAN. LINE LINE</p> <p>⊗ + + + + + + + ⊗                  ANSWER MANUAL SUBS 'A'RELAY REGULAR FALSE DIAL' ROUTE ROUTE ANSWER                  FAIL HOLD RE-CALL RELEASE PICK-UP TRUNK ANSWER BARRED. ALLOWED FAIL                  OFF'RG</p> <p>⊗ + + + + + + ⊗ ⊙ — DUMMY.                  MET'RG REPEAT REPEAT METER RELEASE 1/CJUNG. 1/CJUNG. "HA" TEST                  M'T'RS M'T'RG FAIL. RS BUSY PICK UP CONTACTS FINISH</p> <p>   </p> <p>         </p>

LAYOUT OF PANEL EQUIPMENT.

ISSUE NO 4 12-5-54  
 LAYOUT REVISED 5 5-7-56  
 ISSUE ADVANCED ONLY (68997) 6 15-3-65

ORIGINATED BY E.T.  
 DATE 1-8-52  
 SIGNED FOR COMMITTEE 

RELAY DESIGN FOR CIRCUIT GBW 12470

TITLE MAINTENANCE TEST SET FOR OUTGOING JUNCTION RELAY SET  
TO AUTO OR MANUAL AUTOMATIC MINOR EXCHANGE  
2000 TYPE

COMMITTEE'S WIRING DIAGRAM NO

RELAY NAME	COMM CODE	IF NEW CODE (CARD ATTACHED)	DEPARTURES FROM DIAGRAM		SPRING NUMBERING CONTACT UNIT NUMBER								REFERENCES TO NOTES BELOW		
			RESISTANCE	CONTACTS	1	2	3	4	5	6	7	8			
HT	6791				1	2	3	4	7	23	26	25			
					M	B	C	C	C						
DT	7286				3	2	6	5	23	22					
					1	2	4	5	21						
					C	C	C								
SA	10299				1	2									
					M										
SB	10325				3	2									
					1	2									
					C										
SC	4074A				1	2	3	4	22						
					Mpt	Mpt			M						
MT	6001B				1	2	22								
					Mpt	M									
MA	2830				1	2	3	4	7	23	26	25			
					B	B	C	C	K						
TO	6001				1	2	22								
					M	M									
MC	6001				1	2	22								
					M	M									
PB	4227				1	2	3	4	5	6	22	24	26		
					M	M	B	M	B	B					

NOTES SPECIAL FACTORS OF SAFETY A  
SPECIAL ADJUSTMENTS B  
CIRCUIT POINTS OR MODIFICATIONS C

CLASS	RELAY	NOTES
		<p>ST L MR3 MR4</p> <p>MT HT MR5 R1/2/3</p> <p>P TE R4/5/6</p> <p>PA DT R7/R8A/R8B</p> <p>SA DS R9/10/11</p> <p>SB AT R12A/12B/13</p> <p>SC M5 R14/15/16/17</p> <p>ON TO C1</p> <p>MH MA MC C2</p> <p>PB PC MR1 MR2 C3</p> <p>C4</p> <p>+</p> <p><u>LAYOUT OF RELAYS ETC.</u></p> <p>(AS SEEN WITH REAR DOOR REMOVED.)</p> <p>NOTE.</p> <p>THE LAYOUT OF THE REAR EQPT. MAY VARY FROM THAT SHOWN BUT IN ALL CASES THE WIRING RUNS SHOWN ON THE GBW DIAGRAM WILL BE FOLLOWED</p>

ISSUE NO 2 12-5-54  
ISSUE ADVANCED ONLY (69258)  
5 28-5-63  
LAYOUT NOTE ADDED (68997)  
6 15-3-65

ORIGINATED BY	E. T.
DATE	1-8-52
SIGNED FOR COMMITTEE	B. J. B.

