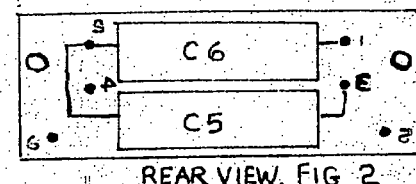
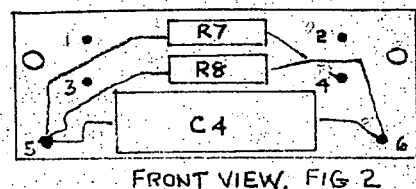
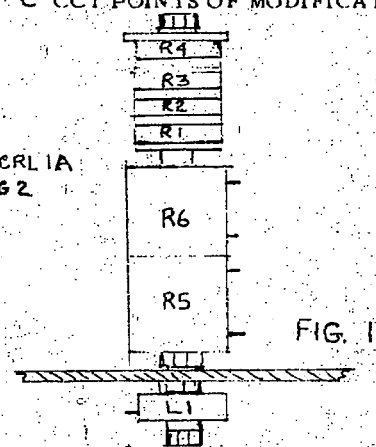
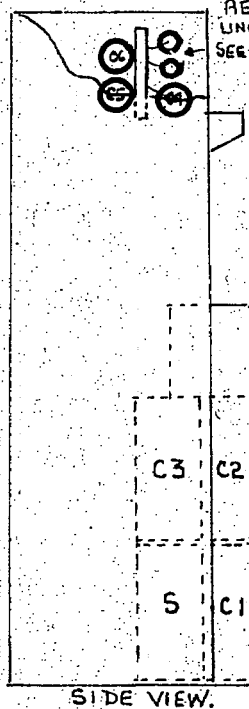
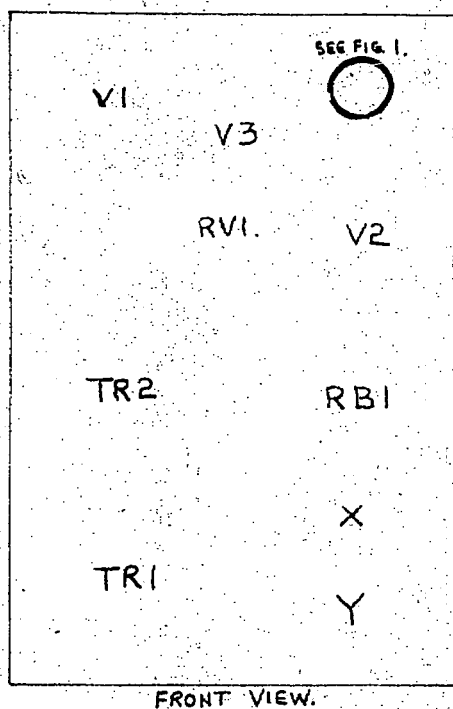


2 V.F. SIGNALLING RECEIVER

RELAY	BCC CODE	DIAG. FIG	NOTES	COMP. DESIGNATION	BPO CODE	NOTES
X	HS526		B11 TEST & RE-ADJUST FIGURES. CONTACTS:- PLATINUM-IRIDIUM.	TR1	AEI 213B	
Y	HS526			TR2	AEI 214B	
				RB1	N°1	
				C1, C2	MC101	
				C3	MC106	
				C4	AEI 42 FN	PFT 150V/0.012 10% Z.B (GEC)
				C5, C6	AEI 42 AM	PFT 150V/0.010 10% Z.B (GEC)
				R1-R4	Coil N°15	
				R5, R6	N°9	
				R7, R8	N°26GC	
				RV1		COLVERN CLR 206/95
				V/HOLDERS	N°26	
				V1		MULLARD EF37 OR EQUIV
				V2, V3		MULLARD EL32 OR EQUIV
					3201	PLUG
				AEI + T23201		MTG PLATE

NOTES A SPECIAL FACTORS OF SAFETY B SPECIAL ADJUSTMENTS C CCT POINTS OF MODIFICATIONS

LAYOUT



N.Z.P.O. (63/58) 16.4.74

ISSUE 1 APP 13-4-70

ORIGINATED BY GEC/AEI.

DATE 1-4-70.

SIGNED FOR COMMITTEE R.I.V.

Centimetres

15

20

25

30