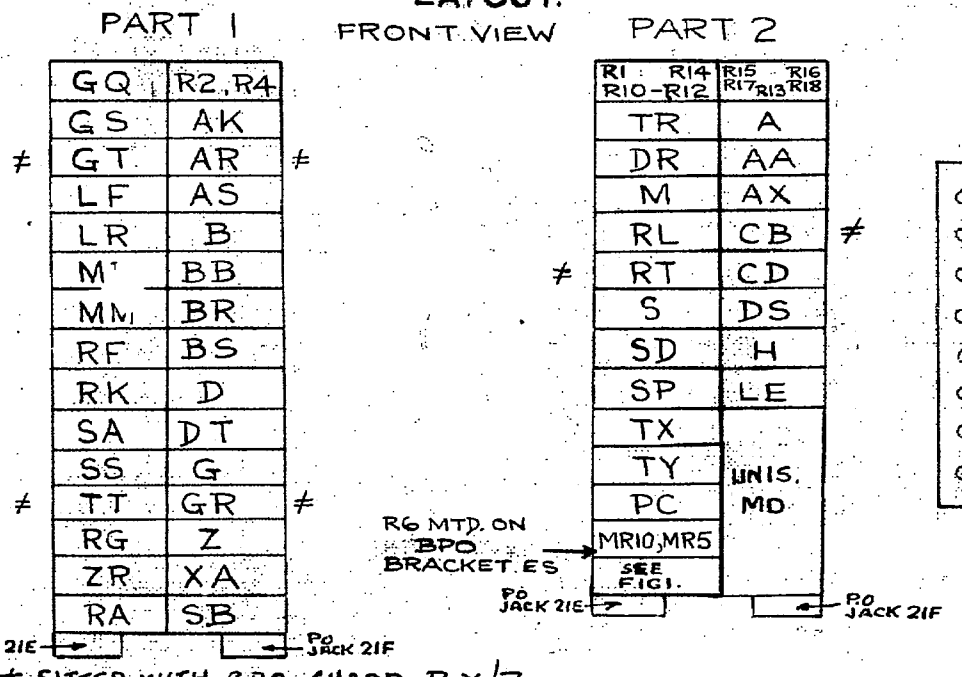


RELAY CODES & COMPONENTS LIST, **GBW 12330**  
BOTHWAY TOLL LINE CIRCUIT FOR  
STEP-BY-STEP EXCHANGES N.Z. SIGNALLING  
 SYSTEM A.C. No 1

RELAY	B.C.C. CODE	DIAG. FIG.	NOTES	COMPT. DESIGNATION	BPO CODE	NOTES
A	HS 501		TEST AND RA FIGS. B1	R1,R2	No 9	
AA	HSD 510		TEST AND RA FIGS. B2	R4-R6		
AK	5756		TO BE KEPT BETWEEN 350-450 Hz	R7-R9	No 12	
AR	5806		AR2 SPARE AND UNWIRED. C2	R15-R19		
AS	5758		OPERATE CFS WDG. 'ab' = 3.34. AI	R10,R13	No 15A	
AX	HSD 506		TEST AND RA FIGS. B3	R11-R12	No 15	
B	5759			R3,R31	No 16GD	MTD. IN WIRING OF PART 1.
BB	5760			R20-R28	No 26GC	
BR	5761			MR1-5	1/12AZ	
BS	2556			MR9-11		
CB	5762			MR6-7	2N/6AZ	
CD	5763			MR8	1/12AZ	
D	5764			C1,C2,C7	102 G	
DR	5765		TEST AND RA FIGS. B4	C5-6	102	
DS	5766			C3,C4	MC.103C MK2	
DT	5804			C8,9,11	101	
				C10	100	
				JACK	21E	PART 2
				"	21F	
				PLUG	No 6	PART 1
				JACK	21E	
				"	21F	
				PLUGS	QUANTITY 4, No 6	
				R29-R30	No 6	
				UNISMD	AEI CODE 1814A	PART 2
				MR12	DA 000	PART 1. MTD IN WIRING

NOTES:- A. SPECIAL FACTORS OF SAFETY. B. SPECIAL ADJUSTMENTS. C. CCT. POINTS OR MODIFICATIONS

LAYOUT.



# FITTED WITH B.P.O. GUARD BX/3

5 Centimetres

10

15

20

25

30

NZ.P.O.  
(89758) 10.4.74 JHE.

ISSUE 1  
12-2-63  
MR 8 WAS 1/2 BY  
C1, C2, C7 WERE  
102  
PLUGS QTY  
MR 12. ADD  
BX/3 WAS  
5/10/54  
ISS. 2-21/2/69  
MR 12 WAS PART 2  
MTD IN WIRING  
ISSUE 3 28/10/68

ORIGINATED BY	AEI
DATE	12-2-63
SIGNED FOR COMMITTEE	<i>ASH</i>

RELAY CODES & COMPONENTS LIST, GBW 12330  
 BOTHWAY TOLL LINE CIRCUIT FOR STEP-BY-STEP EXCHANGES. N.Z. SIGNALLING SYSTEM A.C. No. 1

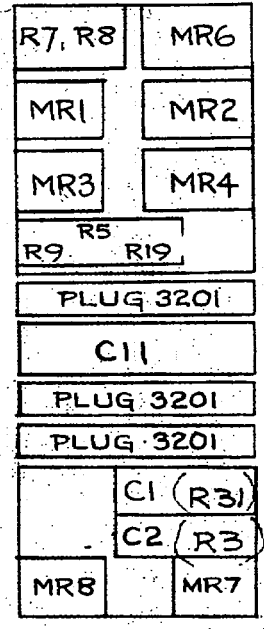
Centimetres

RELAY	B.C.C. CODE	DIAG. FIG.	NOTES	COMPT. DESIGNATION	BPO CODE	NOTES
G	5805					
GQ	6022					
GR	5768		OPERATE C.F.S 3.06 A1			
GS	5769					
GT	5770P		OPERATE C.F.S WDG. De. = 3.02 A2			
H	5883					
LE	5808					
LF	5536					
LR	5773		TEST AND BI RA FIGURES CONTACT 6/7 C1 SPARE			
M	5774		TEST AND RA FIGURES. B2			
MB	10653		CONTACT 21/22 SPARE C2			
MM	5775					
PC	5776		TEST AND RA FIGURES. B3			
RA	1524					
RF	5777		TEST AND RA FIGURES. B4			
RG	5778		OPERATE C.F.S = 3.3 A3			

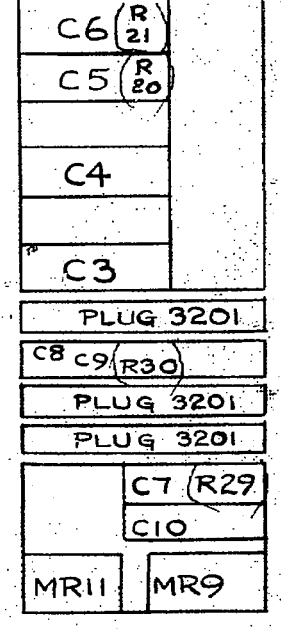
NOTES:- A. SPECIAL FACTORS OF SAFETY. B. SPECIAL ADJUSTMENTS. C. CCT. POINTS OR MODIFICATIONS

LAYOUT.  
REAR VIEW

PART 1



PART 2



NZ.P.O  
 (183758) 16-4-74 JHE.  
 ISSUE 1  
 12-2-63  
 R31+R3  
 ADDED  
 R20, 21, 29, 30  
 BRACKETED  
 ISS. 2-2/2/69  
 ISS. ADVANCED  
 ONLY  
 ISSUE 3. 5/5/70 MM

ORIGINATED BY	AEI
DATE	12-2-63
SIGNED FOR COMMITTEE	Ash <i>[Signature]</i>

RELAY CODES & COMPONENTS LIST, GBW 12330  
 BOTHWAY TOLL LINE CIRCUIT FOR STEP-BY-STEP EXCHANGES. N.Z. SIGNALLING SYSTEM A.C. No 1.

RELAY	B.C.C. CODE	DIAG. FIG.	NOTES	COMPT. DESIGNATION	BPO CODE	NOTES
RK	5779					
RL	5780					
RT	5781					
S	5782		TEST AND RA FIGURES B1			
SA	5783					
SB	70356					
SD	5784		TEST AND RA FIGURES B2			
SP	5785		OPERATE CFS WDG. 'a,b' = 3-36 A1			
SS	1007					
TR	5786					
TT	5787	✓	OPERATE CFS WDG. 'a,b' = 3-9 CONTACT TT3 SPARE. C1			
TX	5788					
TY	5789					
XA	H5706	✓	TEST AND RA FIGURES B3			
Z	5790		RELEASE LAG RESTRICTED TO 150-200 M/S C2			
ZR	5791		RELEASE LAG RESTRICTED TO 60-110 M/S C3			

NOTES:- A.SPECIAL FACTORS OF SAFETY. B.SPECIAL ADJUSTMENTS. C.CCT. POINTS OR MODIFICATIONS

LAYOUT.

(83758) 16.4.74 JHE.

ISSUE 1 APR 12-2-63	ISS. ADVANCED ONLY	ISS. 2. -21/2/69	ISS. ADVANCED ONLY	ISSUE 3. 5/5/70
---------------------	--------------------	------------------	--------------------	-----------------

ORIGINATED BY	AEI
DATE	12.2.63
SIGNED FOR COMMITTEE	ASH

