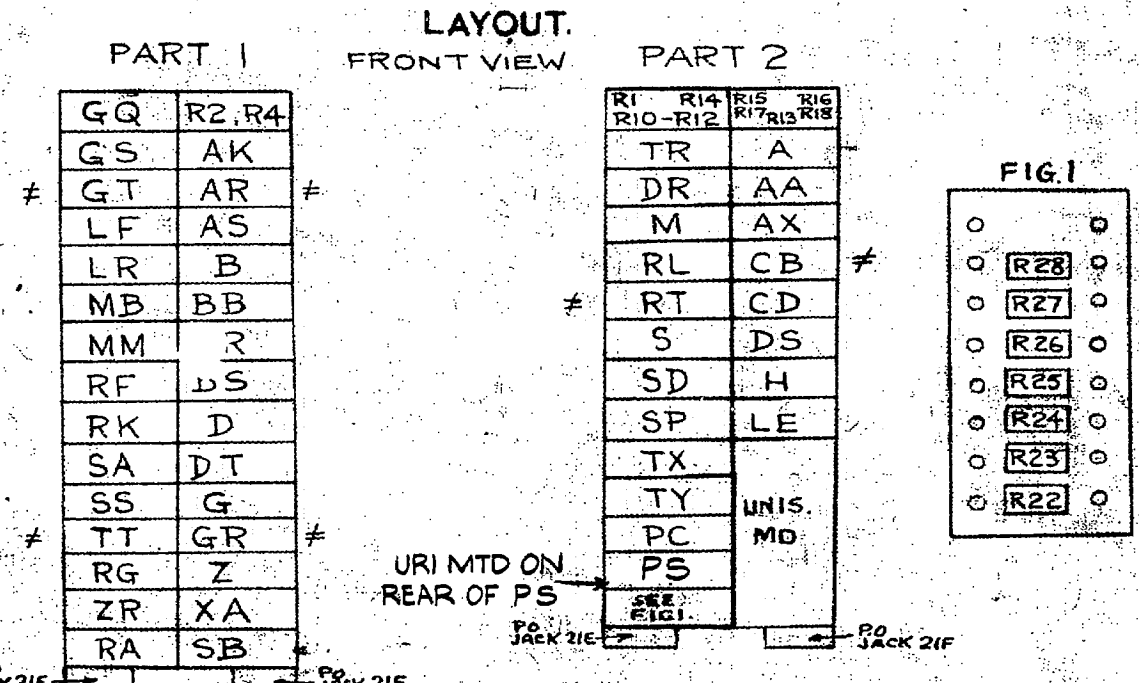


RELAY CODES & COMPONENTS LIST, GBW 12330 MOD C  
 BOTHWAY TOLL LINE CIRCUIT FOR  
 STEP-BY-STEP EXCHANGES N.Z. SIGNALLING  
 SYSTEM A.C. NSI

Centimetres

| RELAY | B.C.C. CODE | DIAG. FIG. | NOTES                             | COMPT. DESIGNATION | BPO CODE         | NOTES                     |
|-------|-------------|------------|-----------------------------------|--------------------|------------------|---------------------------|
| A     | H5 501      |            | TEST AND RA FIGS. B1              | R1, R2             | No 9             |                           |
| AA    | HSD 510     |            | TEST AND RA FIGS. B2              | R4-R6              |                  |                           |
| AK    | 5756        |            | TO BE KEPT BETWEEN 350-450 Hz     | R7-R9              | No 12            |                           |
| AR    | 5806        |            | AR2 SPARE AND UNWIRED. C2         | R15-R19            |                  |                           |
| AS    | 5758        |            | OPERATE CFS WDG. 'a,b' = 3-34. A1 | R10, R13           | No 15A           |                           |
| AX    | HSD 506     |            | TEST AND RA FIGS. B3              | R11-R12            | No 15            |                           |
| B     | 5759        |            |                                   | R3, R31            | No 16GD          | MTD. IN WIRING OF PART 1. |
| BB    | 5760        |            |                                   | R20-R28            | No 26GC          |                           |
| BR    | 5761        |            |                                   | MR1-4              | 1/12AZ           |                           |
| BS    | 2556        |            |                                   | MR9                |                  |                           |
| CB    | 5762        |            |                                   | MR6-7              | 2N/6AZ           |                           |
| CD    | 5763        |            |                                   | MR8                | 1/2AZ            |                           |
| D     | 5764        |            |                                   | C1, C2             | 102              |                           |
| DR    | 5765        |            | TEST AND RA FIGS. B4              | C5, 6, 7           |                  |                           |
| DS    | 5766        |            |                                   | C3, C4             | MC. 103C MK2     |                           |
| DT    | 5804        |            |                                   | C8, 9, 11          | 101              |                           |
|       |             |            |                                   | C10                | 100              |                           |
|       |             |            |                                   | JACK               | 21E              | PART 2                    |
|       |             |            |                                   |                    | 21F              |                           |
|       |             |            |                                   | PLUG               | No 6             | PART 1                    |
|       |             |            |                                   | JACK               | 21E              |                           |
|       |             |            |                                   |                    | 21F              |                           |
|       |             |            |                                   | PLUGS              | QUANTITY 2, No 6 |                           |
|       |             |            |                                   | R29-R30            | No 6             |                           |
|       |             |            |                                   | UNISMD             | AEI CODE 1814-A  | PART 2                    |

NOTES:- A. SPECIAL FACTORS OF SAFETY. B. SPECIAL ADJUSTMENTS. C. CCT. POINTS OR MODIFICATIONS.



\* FITTED WITH G.P.O. GUARD 6GU/54.

|  |                      |                    |
|--|----------------------|--------------------|
| PREPARED FROM<br>RCCL 12330 (ES)<br>MR 5.10 (K. J.)<br>CHANGED<br>P.S. ADDED<br>(58089)<br>ISSUE 1 | ORIGINATED BY        | AEI                |
|  | DATE                 | 12-2-63            |
|  | SIGNED FOR COMMITTEE | <i>[Signature]</i> |

RELAY CODES & COMPONENTS LIST, GBW 12330 MOD. C.

BOTHWAY TOLL LINE CIRCUIT FOR STEP-BY-STEP EXCHANGES. N.Z. SIGNALLING SYSTEM A.C. No. 1

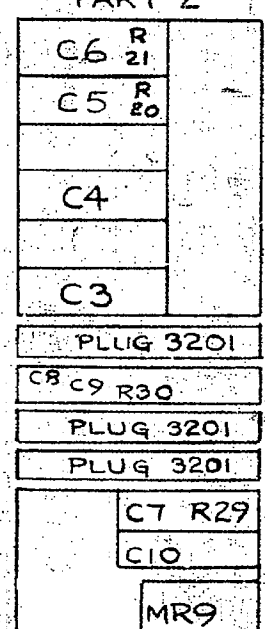
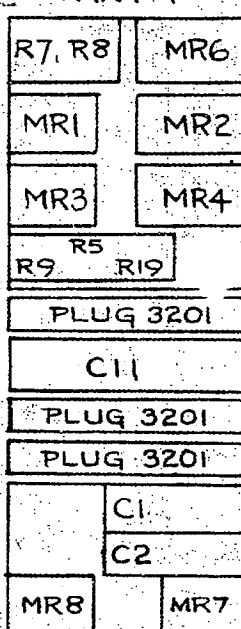
| RELAY | B.C.C. CODE | DIAG. FIG. | NOTES                                       | COMPT. DESIGNATION | BPO CODE      | NOTES                 |
|-------|-------------|------------|---|--------------------|---------------|-----------------------|
| G     | 5805        |            |   | MR5                | HS 1009       | MOUNTED IN THE WIRING |
| GQ    | 6022        |            |   | MR10,11            | "             | " " " " " "           |
| GR    | 5768        |            | OPERATE C.F.S. 3-06 A1                      | URI                | AEI CODE 1062 |                       |
| GS    | 5769        |            |   |                    |               |                       |
| GT    | 5770P       |            | OPERATE C.F.S. WDG. &c. = 3-02 A2           |                    |               |                       |
| H     | 5883        |            |   |                    |               |                       |
| LE    | 5808        |            |   |                    |               |                       |
| LF    | 5536        |            |   |                    |               |                       |
| LR    | 5773        |            | TEST AND BI RA FIGURES CONTACT 6/7 C1 SPARE |                    |               |                       |
| M     | 5774        |            | TEST AND RA FIGURES. B2                     |                    |               |                       |
| MB    | 10653       |            | CONTACT 2/22 SPARE C2                       |                    |               |                       |
| MM    | 5775        |            |   |                    |               |                       |
| PC    | 5776        |            | TEST AND RA FIGURES. B3                     |                    |               |                       |
| RA    | 1524        |            |   |                    |               |                       |
| RF    | 5777        |            | TEST AND RA FIGURES. B4                     |                    |               |                       |
| RG    | 5778        |            | OPERATE C.F.S. = 3-3 A3                     |                    |               |                       |
| PS    | 4031        |            |   |                    |               |                       |

NOTES :- A SPECIAL FACTORS OF SAFETY. B. SPECIAL ADJUSTMENTS. C. CCT POINTS OR MOD. LAYOUT.

PART 1

REAR VIEW

PART 2



PREPARED FROM APP. RCCL 12330 ISS. PS & URI ADDED MR 5, 10 & 11 NOW SHOWN AS DIODES (58069) 4/6

ISSUE 1

ORIGINATED BY: AEI  
 DATE: 12-2-63  
 SIGNED FOR COMMITTEE: ASH

5 Centimetres 10 15 20 25 30

# RELAY CODES & COMPONENTS LIST, GBW 12330 MOD C

BOTHWAY TOLL LINE CIRCUIT FOR STEP-BY-STEP EXCHANGES. N.Z. SIGNALLING SYSTEM A.C. No 1.

| RELAY | B.C.C. CODE | DIAG. FIG. | NOTES  | COMPT. DESIGNATION | BPO CODE | NOTES |
|-------|-------------|------------|--|--------------------|----------|-------|
| RK    | 5779        |            |  |                    |          |       |
| RL    | 5780        |            |  |                    |          |       |
| RT    | 5781        |            |  |                    |          |       |
| S     | 5782        |            | TEST AND RA FIGURES B1                               |                    |          |       |
| SA    | 5783        |            |  |                    |          |       |
| SB    | 70356       |            |  |                    |          |       |
| SD    | 5784        |            | TEST AND RA FIGURES B2                               |                    |          |       |
| SP    | 5785        |            | OPERATE CFS WDG. 'a,b' = 3.36 A1                     |                    |          |       |
| SS    | 1007        |            |  |                    |          |       |
| TR    | 5786        |            |  |                    |          |       |
| TT    | 5787        |            | OPERATE CFS A2 WDG. 'de' = 3.9 CONTACT TT3 SPARE. C1 |                    |          |       |
| TX    | 5788        |            |  |                    |          |       |
| TY    | 5789        |            |  |                    |          |       |
| XA    | H5706       |            | TEST AND RA FIGURES B3                               |                    |          |       |
| Z     | 5790        |            | RELEASE LAG RESTRICTED TO 150-200 M/S. C2            |                    |          |       |
| ZR    | 5791        |            | RELEASE LAG RESTRICTED TO 80-110 M/S. C3             |                    |          |       |

NOTES - A SPECIAL FACTORS OF SAFETY B SPECIAL ADJUSTMENTS C CCT. POINTS OR MODIFICATIONS

## LAYOUT.

PREPARED FROM RCCL 12330/151 SEE SHTS 1 & 2 FOR CHANGES. (58089) ISSUE 1.

|                      |         |
|----------------------|---------|
| ORIGINATED BY        | AEI     |
| DATE                 | 12.2-63 |
| SIGNED FOR COMMITTEE | Ash     |

5 Centimetres

10

15

20

25

30