

RELAY CODES & COMPONENTS LIST **GBW.11141 MOD A**
ROUTINER TEST UNIT FOR DISCRIMINATING SELECTOR REPEATERS
ORDINARY AND C.B. 200 OUTLET. 2000 TYPE

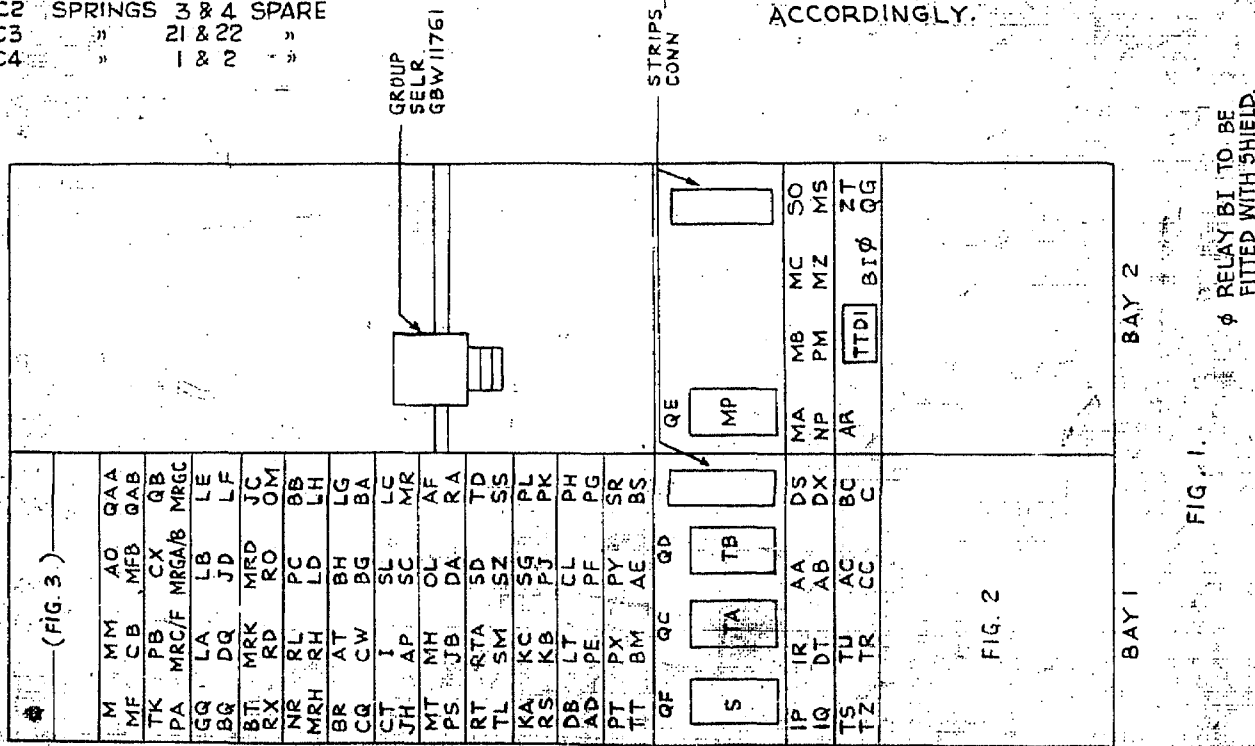
RELAY	B.C.C. CODE	DIAG. FIG.	NOTES	COMPT. DESIGN	B.P.O. CODE	NOTES
AA	4115			S	2/87AN	
AB	4662			TA	2/87AN	
				TB	2/87AN	
				MP	2/52AN	
AC	20050					
AD	4664					
AE	6363			TTDI	GBW16340	TONE FAIL DETECTOR
AF	2593			QC,DEF.	101+RES.N°6-200M	
AO	1005			QAA,QAB	102	
				QB		
AP	5004					
AR	6535		C1	QG	100M.F. ELECTROLYTIC	
AT	10430		C2 BI		(REG. LTD. TYPE C2250)	
					P.O. 3184	
BA	10354					
BB	10354		C3	EC44199	ELECTRONIC PULSE GENERATOR	*
				D.I.	IN 4007	
				SCA	STRIP TERM	
BC	4069			TRI	TRANSISTOR TEXAS TIP 40	
BG	2093					
BH	2093					
BI	71557		C4			

NOTES - A SPECIAL FACTORS OF SAFETY B SPECIAL ADJUSTMENTS. C CCT POINTS OR MODIFICATIONS

- B1 TEST & R.A. FIGURES
- C1 SPRING 3 SPARE
- C2 SPRINGS 3 & 4 SPARE
- C3 " 21 & 22 "
- C4 " 1 & 2 "

LAYOUT

* MOUNT COMPONENTS TO SUIT LOCAL CONDITIONS AND MARK UP RECL ACCORDINGLY.



5 CENTIMETRE

15

20

25

30

RELAY CODES & COMPONENTS LIST **GBW. III4I MOD.A**
 ROUTINER TEST UNIT FOR D.S.R. ORD. & C.B.
 200 OUTLET. 2000 TYPE.

RELAY	B.C.C. CODE	DIAG. FIG.	NOTES	COMPT. DESIGN	B.P.O. CODE	NOTES
BM	4789P			LPA 1-10		
BQ	7329I			LPB 1-10		
BR	4663			LPC 1-10		
BS	4069	C1		LPD 1-10	No 2/6V.	
BT	2005			LPE 1-3		
C	5257			LPE 5-9		
CB	1718			LPF 1-7		
CC	4661			LPF9-10		
CL	40156					
CQ	2290					
CT	1924					
CW	1467	C2				
CX	6010					
DA	6048					
DB	2537					
DQ	7329I					

NOTES - A SPECIAL FACTORS OF SAFETY B SPECIAL ADJUSTMENTS. C CCT POINTS OR MODIFICATIONS
 C1 SPRINGS 21 & 22 SPARE LAYOUT
 C2 SPRING 1 SPARE

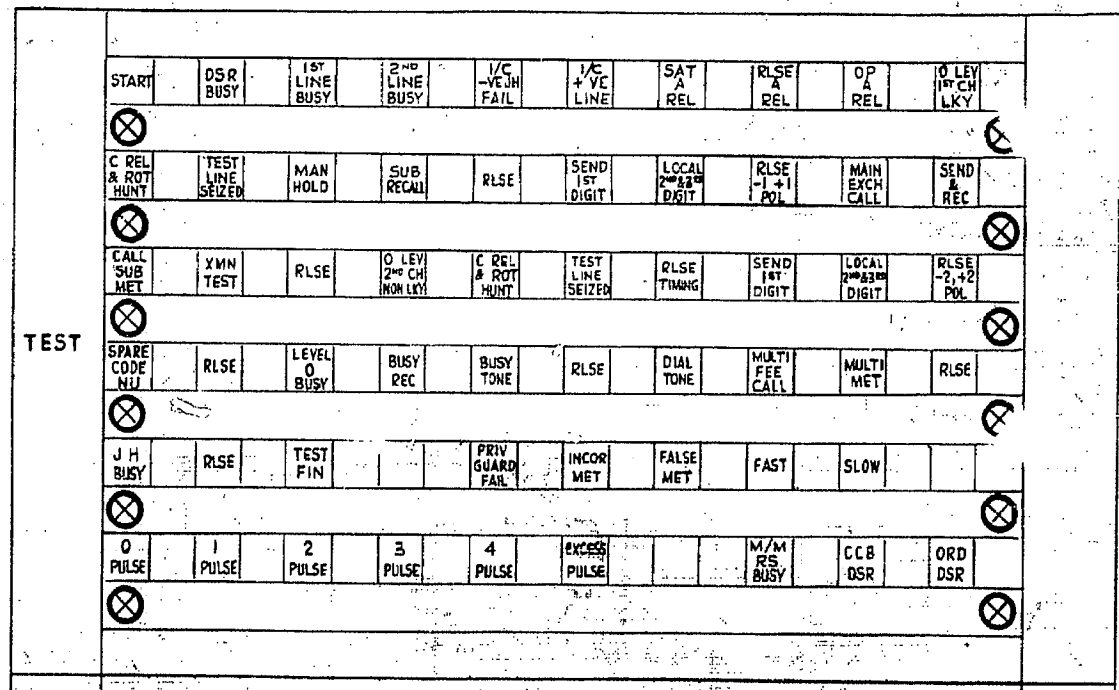


FIG. 2 (PART)

ISS. A 15.10.84
 IS. 1265/4
 (54598) GE

ORIGINATED BY	ET
DATE	9-3-64
SIGNED FOR COMMITTEE	<i>[Signature]</i>

5 CENTIMETRE

15

20

25

30

RELAY CODES & COMPONENTS LIST **GBW III4I MOD.A**
 ROUTINER TEST UNIT FOR D.S.R. ORD. & C.B.
 200 OUTLET 2000 TYPE.

RELAY	B.C.C. CODE	DIAG. FIG.	NOTES	COMPT. DESIGN	B.P.O. CODE	NOTES
DS	10067			KNF/KPF	212	
DT	7078			KBF	68	
DX	6119			KDT	68	
GQ	2290			KBT	73	
I	2012			KNU	68	
IR	4768P			KRT	68	
IP	2017A			KTT	68	
IQ	4034A			KMF	73	
JB	2537			KIF/K2F	212	
JC	6030			K3F/K4F	212	
JD	6030			KIC(O) K2C(O)	212	
JH	4069			KIC(W) K2C(L)	212	
KA	20442					
KB	20442					
KC	4545					
LA	1194					

NOTES - A SPECIAL FACTORS OF SAFETY B SPECIAL ADJUSTMENTS. C CCT POINTS OR MODIFICATIONS
 LAYOUT

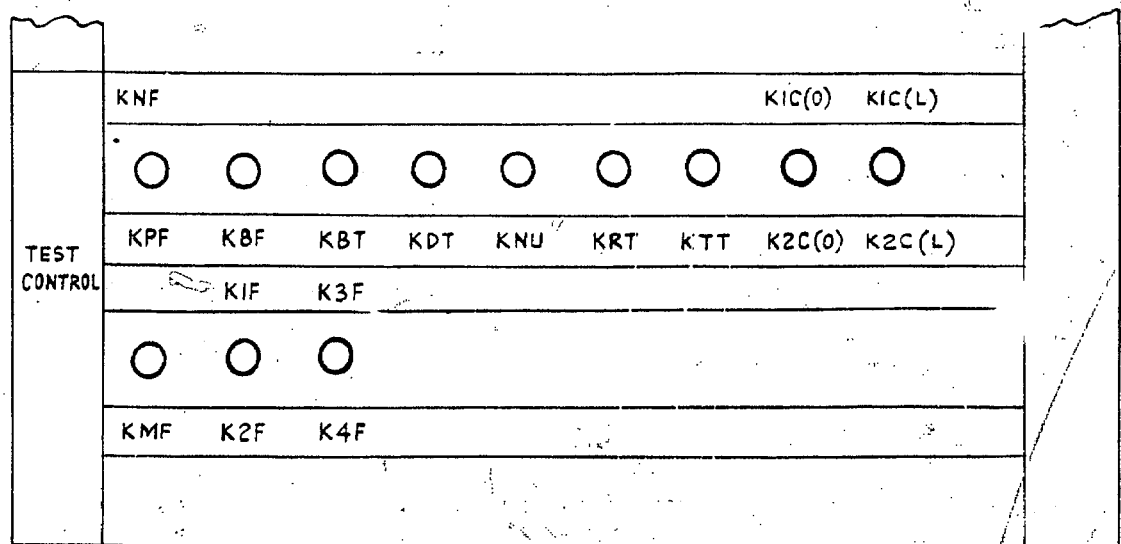


FIG. 2. (PART.)

ISS. A 15.10.65
 IS. 1265/4 GE
 (54596) GE

ORIGINATED BY	ET
DATE	9-3-64
SIGNED FOR COMMITTEE	<i>[Signature]</i>

5 CENTIMETRE

15

20

25

30

DD39A

RELAY CODES & COMPONENTS LIST **GBW.11141 MOD.A**

ROUTINER TEST UNIT FOR D.S.R. ORD. & C.B.

200 OUTLET 2000 TYPE

RELAY	B.C.C. CODE	DIAG. FIG.	NOTES	COMPT. DESIGN	B.P.O. CODE	NOTES
LB	4659			YA	9 50 Ω	
				YBA, BB, BC	9 225 Ω	
LC	10167			YC, D, E	9 100 Ω	
				YFA/FB	9 200 Ω	
LD	10167			YG, YH	9 120 Ω	
				YJ	9 150 Ω	
LE	4659			YK	9 225 Ω	
				YL	9 230 Ω	
LF	4659			YM, YN, YP	9 250 Ω	
				YQ, YR, YS, YT	9 300 Ω	
LG	10167			YU	9 350 Ω	
				YV	9 400 Ω	
LH	10167			YW, YY	9 500 Ω, 300 Ω	
				YZA, YZB	9 250 Ω	
MA	7361			ZA	9 600 Ω	
				ZB, ZC, ZD	12 800 Ω	
MB	4016			ZE, ZF		
				ZG	12A 1.2 K	
MC	6001			ZH, ZJ, ZK	12 1.15 K	
				ZL, ZM		
MF	1007			ZN	12A 1.5 K	
				ZP	12A 2.3 K	
MH	1208	CI		ZR, ZS, ZC	12A 20 K	
				ZSA	12A 10 K	
M	7339			ZT	12 2 K	
				ZU	9 500 Ω	
MM	6048			ZQ	12A 6300 Ω	
MR	4116					

NOTES - A SPECIAL FACTORS OF SAFETY B SPECIAL ADJUSTMENTS C CCT POINTS OR MODIFICATIONS
 BI TEST & R.A FIGURES LAYOUT
 CI SPRINGS 5 & 6 SPARE

YE/YZA/YZB	YK/YW	YBA/YBB/YBC	YD/YL/YN	MRB
YS/YT/YU	ZN/ZR	YQ/YR	MRA	MRJ
YM/YY/ZF	YH/YP/YV	ZM/ZH/ZSA-C	ZB/ZC/ZD/ZE	YA/YG
YJ/YFA/YFD	YC/ZG/ZL	ZP/ZQ/ZK/ZJ		ZA

FIG. 3

5 CENTIMETRE

15

20

25

30

155 A 15.10.65
15.12.65/4(54596) 2E

ORIGINATED BY	ET
DATE	9-3-64
SIGNED FOR COMMITTEE	

RELAY CODES & COMPONENTS LIST **GBW III4I MODA**
 ROUTINER TEST UNIT FOR D.S.R. ORD. & C.B.
 200 OUTLET. 2000 TYPE.

RELAY	B.C.C. CODE	DIAG. FIG.	NOTES	COMPT. DESIGN	B.P.O. CODE	NOTES
MS	2017			MRA	1/12AZ	
MT	6001			MRB		
MZ	4070			MRC		
				MRD		
MFB	1882			MRF	-	STC. 280LU/748A
NP	5220			MRGA,B,C	2N/6AZ	
NR	2537			MRH	1/12AZ	
OL	6001			MRJ		
				MRK		
OM	20724			MRL	IN 4003	K 905
PA	72276			MRM	IN 4003	K 905
PB	6040			MRN	IN 4003	K 905
PC	4219					
PE	4676		CI			
PF	10137					
PG	1350					
PH	1350					
PJ	10137					

NOTES - A SPECIAL FACTORS OF SAFETY B SPECIAL ADJUSTMENTS C CCT POINTS OR MODIFICATIONS
 CI SPRING 3 SPARE LAYOUT

5 CENTIMETRE

15

20

25

30

ISS A 15-10-65
 IS-1265/4
 (54598)

ORIGINATED BY	ET
DATE	9-3-64
SIGNED FOR COMMITTEE	<i>[Signature]</i>

RELAY CODES & COMPONENTS LIST **GBW 11141 MOD.A**
ROUTINER TEST UNIT FOR D.S.R. ORD. & C.B.
200 OUTLET, 2000 TYPE.

5 CENTIMETRE

RELAY	B.C.C. CODE	DIAG. FIG.	NOTES	COMPT. DESIGN	B.P.O. CODE	NOTES
PK	1350					
PL	7288					
PM	1005					
PS	6022					
PT	4744					
PX	4877					
PY	4878		C1			
RA	5561					
RD	4073					
RH	6022					
RO	2022					
RS	5079					
RT	2318		C2			
RX	20708					
RTA	1007					
SC	4069					

NOTES - A SPECIAL FACTORS OF SAFETY B SPECIAL ADJUSTMENTS C CCT POINTS OR MODIFICATIONS

C1 SPRING 1 SPARE
C2 SPRINGS 26 & 27 SPARE

LAYOUT

ISSA 1510-65
15.1265/A(5459) GE

ORIGINATED BY	ET
DATE	9-3-64
SIGNED FOR COMMITTEE	<i>[Signature]</i>

RELAY CODES & COMPONENTS LIST GBW III41 MOD.A

ROUTINER TEST UNIT FOR D.S.R. ORD. & C.B.

200 OUTLET 2000 TYPE

RELAY	B.C.C. CODE	DIAG. FIG.	NOTES	COMPT. DESIGN	B.P.O. CODE	NOTES
SD	1202					
SG	5562					
RL	10354					
SL	4015					
SM	6001					
SO	B 6494					
SR	10286					
SS	10049					
SZ	6035		C1			
TD	1618					
TK	HS 521		B1			
TL	73393					
TR	4074					
TS	5381					
TT	6038					
TU	NZ 50676AD					
TZ	6212					

NOTES - A SPECIAL FACTORS OF SAFETY B SPECIAL ADJUSTMENTS C CCT POINTS OR MODIFICATIONS
 B1 TEST & RA FIGURES.
 C1 SPRINGS 25 & 26 SPARE

LAYOUT

CENTIMETRE

15

20

25

30

ISSA 15-10-85
15.1265/4(54598) GE

ORIGINATED BY	ET
DATE	9-3-64
SIGNED FOR COMMITTEE	