



RELAY CODES & COMPONENTS LIST **GBW 10981**  
AUDIBLE AND VISIBLE ALARM SCHEME



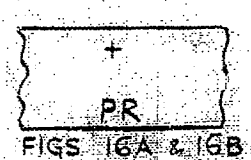
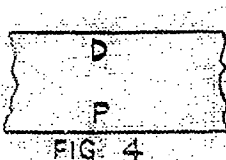
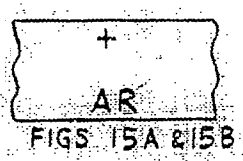

RELAY	BCC CODE	DIAG FIG.	NOTES	COMPT DESIGN	B.P.O. CODE	NOTES
AD } AP }	6042	{ 1 2		KFB	73	FIG 11
D } P }	2217	4		KDO YA	279 12	FIG 12
OR	4564	13				
NF	4879	14				
AR	7050	15A				
AR	6212	15B				
PR	7050	16A				
PR	6212	16B				
CR	7050	16C				
CR	6212	16D				

NOTES - A SPECIAL FACTORS OF SAFETY. B SPECIAL ADJUSTMENTS. C CCT POINTS OR MODIFICATIONS

LAYOUT



LAYOUT SHOWN IS TYPICAL ONLY - SEE EXCHANGE A.E.R. EQUIPMENT DRAWING FOR DETAILS.



N.Z.P.O.

ISSUE 1. 8-6-61  
KDO WAS DESIGNATED KCO 82724  
2. 28-5-64  
LAYOUT NOTE ADDED (56904)mc  
3. 2-1-67

ORIGINATED BY	ET
DATE	9-6-61
SIGNED FOR COMMITTEE	

Centimetres

15

20

25

30