

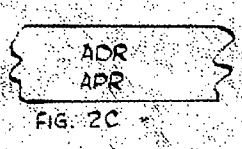
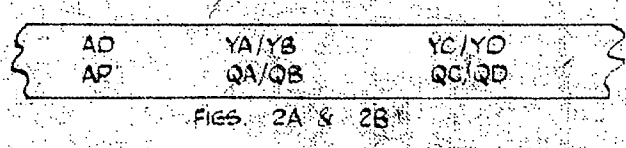
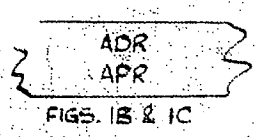

RELAY CODES & COMPONENTS LIST GBW 10980
AUDIBLE AND VISIBLE ALARM SCHEME

RELAY	B.C.C. CODE	DIAG FIG.	NOTES	COMPT. DESIGN	B.P.O. CODE	NOTES
APR	11583	1B, 1C		YA/YB YC/YD	12	FIGS. 1, 1A, 2A, 2B
ADR	11583	1B, 1C		KFB	73	FIG. 11
APR	11583	2C		KDO	279	FIG. 12C
ADR	11583	2C		YA	12	FIG. 12C
AD AP	6035B	1, 1A				
AP		2A				
AD	6035B	2A				
P	2217	4				
D	2217	4				
OR	4564	13				
NF	4879	14				
ARR	7050	15A				
ARR	6212	15B				
PRR	7050	16A				
PRR	6212	16B				
CRR	7050	16C				

NOTES - A. SPECIAL FACTORS OF SAFETY B. SPECIAL ADJUSTMENTS C. SET POINTS OR MODIFICATIONS

LAYOUT

LAYOUT SHOWN IS TYPICAL ONLY - SEE EXCHANGE A.E.R. EQUIPMENT FOR DETAILS.



1. 15.5.66
AP & AD RELAYS WERE SHOWN AS 16035B. RELAYS AD 11583, AP & AD 11583 WERE OMITTED FIG. 1A WERE OMITTED YA/YD 11583, 1A 2A & 2B WERE 11583 TYPE

2. 13-10-66
LAYOUT NOTE ADDED: (46544) ml

3. 2-1-67

ORIGINATED BY ET

DATE 19.7.66

SIGNED FOR COMMITTEE

5 Centimetres

15

20

25

30

