

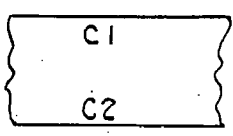
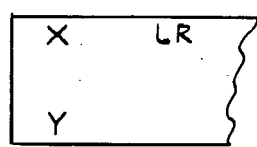
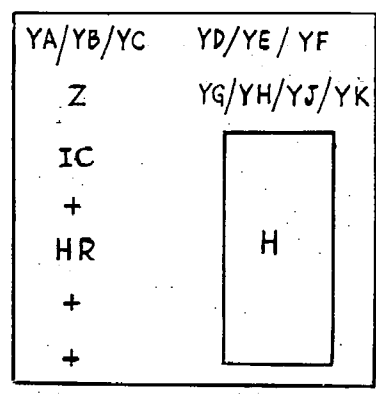
RELAY CODES & COMPONENTS LIST **GBW 10820**  
GRADUATED HOWLER  
USING UNISELECTOR

RELAY	B.C.C. CODE	DIAG. FIG.	NOTES	COMPT. DESIGN	B.P.O. CODE	NOTES
Z	2098A	1		YA-YF	Nº 9	FIG. 1
X	4073	2		YG-YK	Nº 12	
Y	2097	2		QA	102	
				QB	101 + RESISTOR Nº 6	
ST	2020	2		QCA	104	
				QCB	104	
X	6001	3		IC	Nº 12	
Y	2097	3		H	Nº 42A0	
				MRI		
LR	40174	3		QA,QB	102	FIG. 3
X	6001	4		YA,YB	Nº 9	
Y	2097	4		QA,QB	102	FIG. 4
				YA	Nº 9	
HR	HS 714	1				
ALTERNATIVE HR	HS 510	1	CI.			

NOTES - A SPECIAL FACTORS OF SAFETY      B SPECIAL ADJUSTMENTS.      C CCT POINTS OR MODIFICATIONS

LAYOUT

FIG. 1.



**NOTE C.I.**  
RELAY HS510 (B.P.O. 3/401K)  
TO BE USED ONLY FOR  
MODIFICATIONS ON SITE  
FROM EXISTING RELAY  
STOCK.

NZPO

ISSUE	25-10-60
1.	HR BELL COIL Nº 23A DELETED. RELAY HR & MRI ADDED. LAYOUT REVISED.
2.	12-2-64 ALTERNATIVE HR RELAY CODE & NOTE C.I. ADDED. MRI DESCRIP-TION REVISED. (NZ B.C.C. LETTER REF. RE/U/18 DATED 1-4-64 REFERS) (82731)
3.	10-4-64 REPLACEMENT TCG-INGORF-83798
3.	4-17-74

ORIGINATED BY	ET
DATE	25-10-60
SIGNED FOR COMMITTEE	<i>[Signature]</i>

5 Centimetres

10

15

20

25

30