

© 1967. THE PLESSEY COMPANY LIMITED. TO BE USED ONLY FOR THE PURPOSES FOR WHICH SUPPLIED

DO NOT SCALE

<p>1. 2. 5. 8. 10.</p> <p>A3</p> <p>A4</p>	DRN <i>J.L.</i>	APPROVED	ENG <i>g/w</i>	MATERIAL	FINISH	REF: FRAMEWORK ASSEM. 439749. 50v H
	TR <i>2/1/63</i>	APPROVED	MTH	TITLE TYPICAL EQUIPMENT JUNCTION GROUP RACK MTG. 1/C & O/G UNIDIRECTIONAL OR B/W 1/VF LINE CIRCUIT RELAY SETS UNIT AUTO N° 135 - GROUP 1.	<p>SEP 1969</p>	TOLERANCES (UNLESS OTHERWISE STATED)
	CHK <i>Aut</i>		DRFT <i>HC</i>			THREE PLACE DECIMAL DIMNS ±
	ENG <i>CWR</i> <i>P.173</i>		DEPT. <i>D/64C</i>			TWO PLACE DECIMAL DIMNS. ±
						FRACTIONAL DIMENSIONS ±
						OTHER REQUIREMENTS TO E.S.15
THE PLESSEY COMPANY LIMITED TELECOMMUNICATIONS GROUP LIVERPOOL					496420 SH. 1-2.	

N R R R N R R N N N N R R R R N R R R R N R R R R N R R R R N R
FUSE CRS.

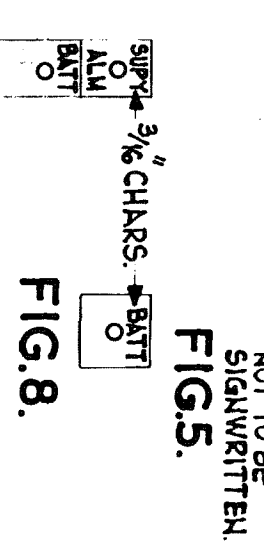
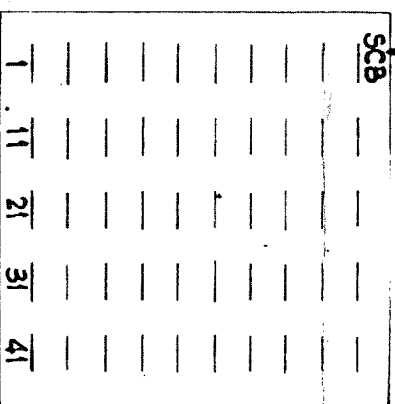
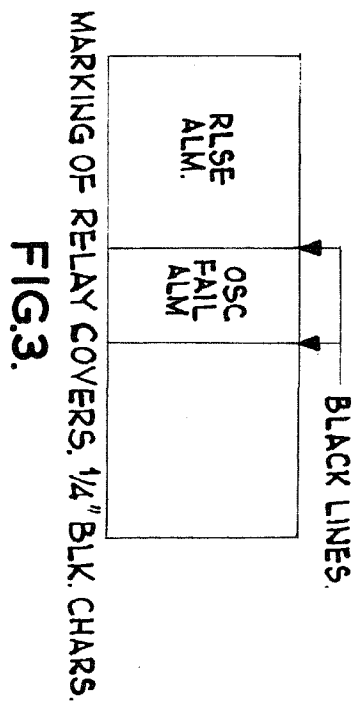
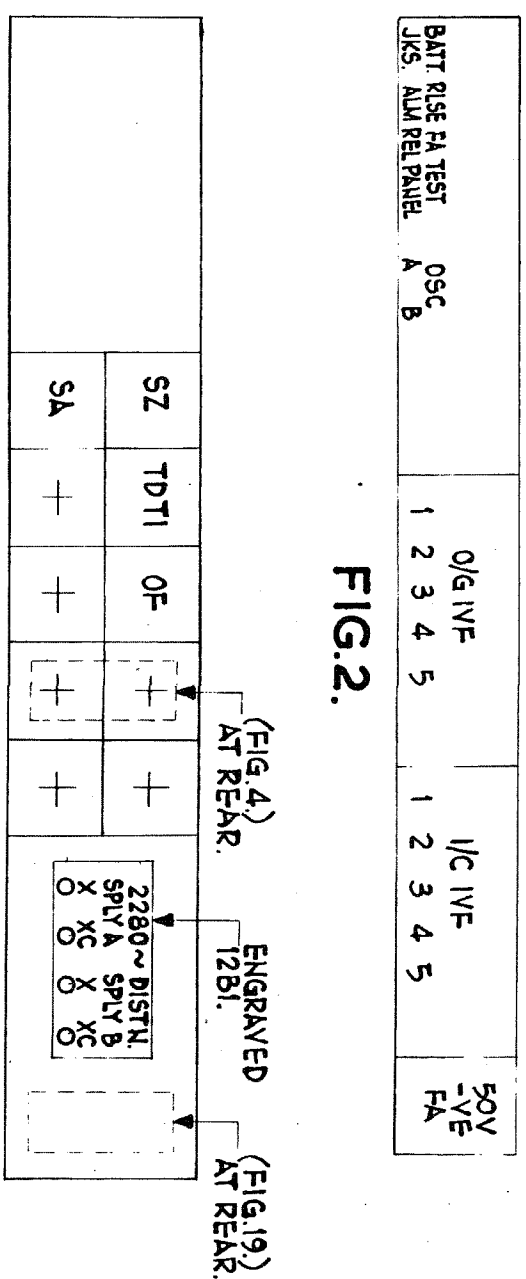


FIG. 7.

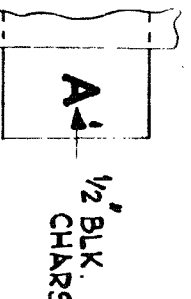


FIG. 9.

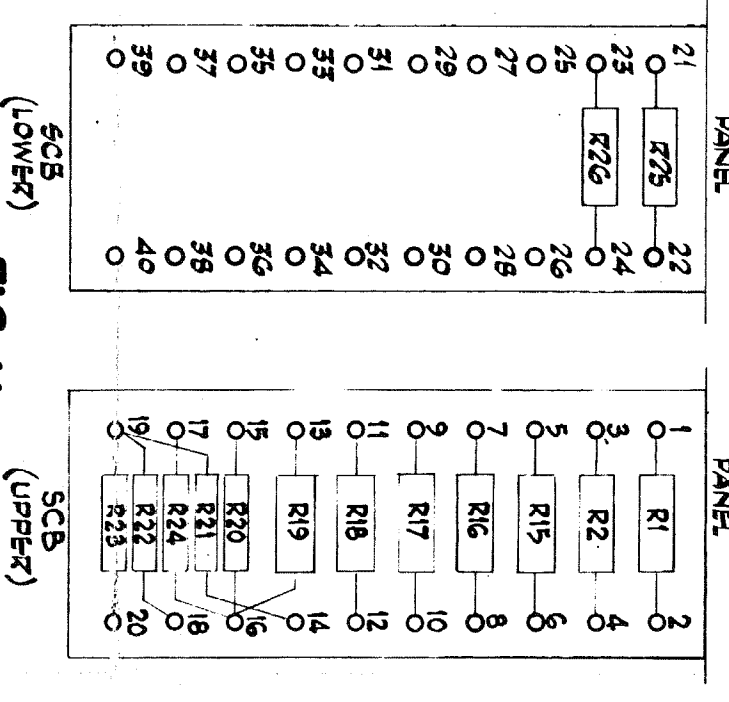


FIG. 11.

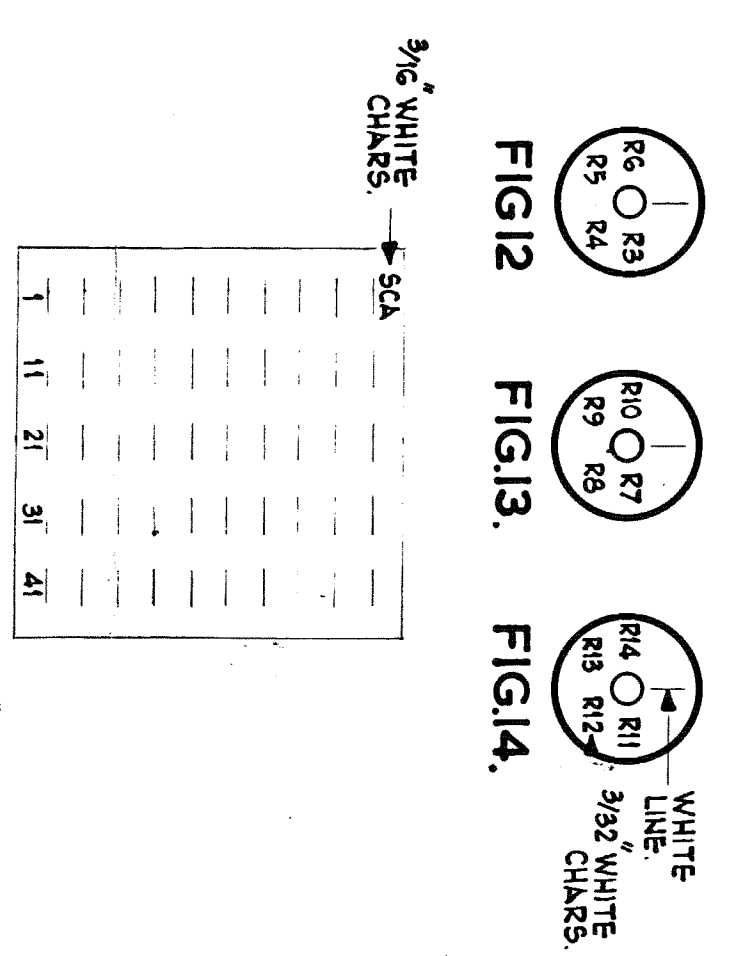
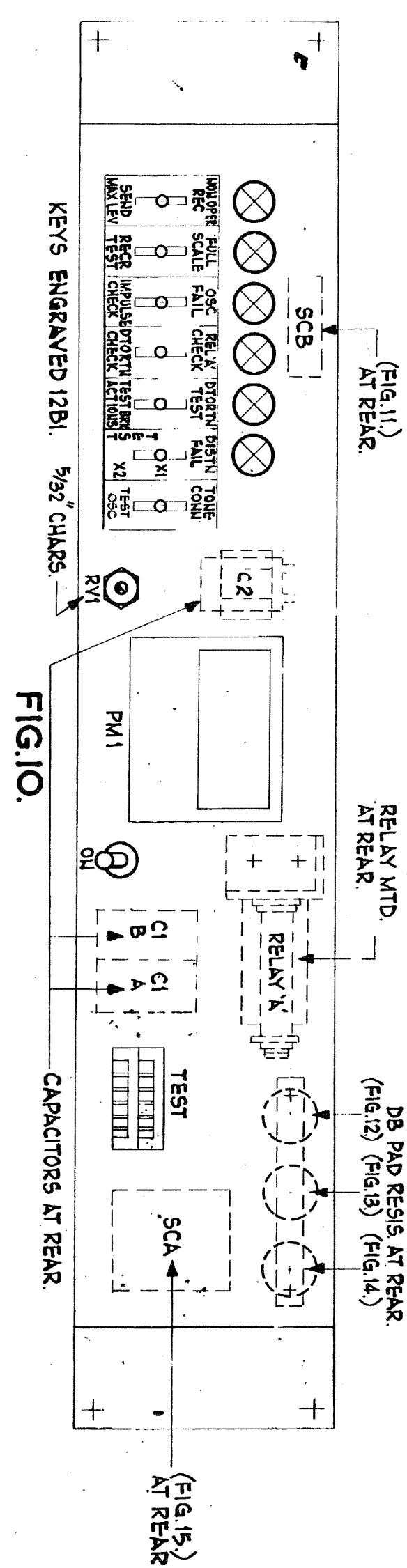


FIG. 15.

FIG. 16.

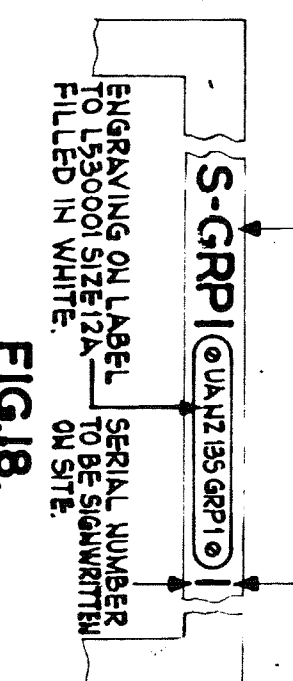


FIG. 18.

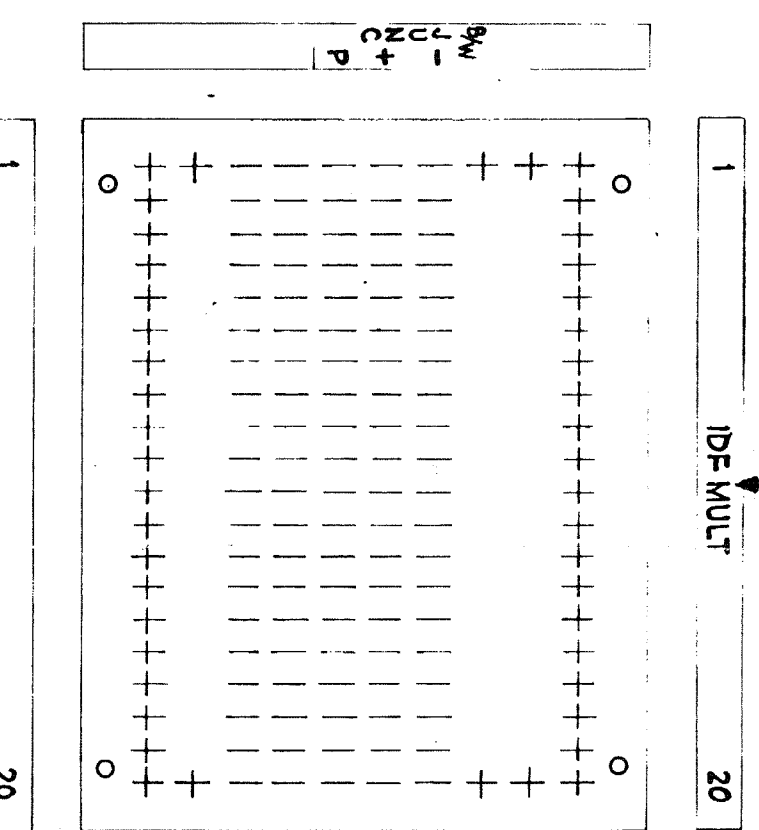


FIG. 17.

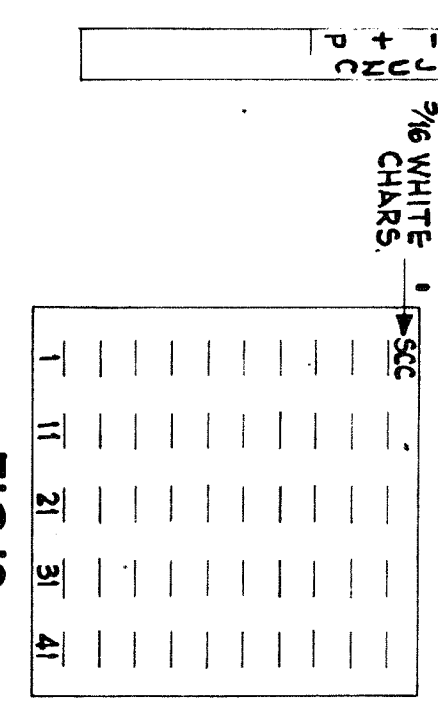


FIG. 19.

NOTES:-

1. SPOT FILLINGS:- FOR FIG. 2.

SYMBOL	FUSE AMPS	COLOUR OF FILLING.
B	0.5	BLUE.
Y	1.0	YELLOW.
R	1.5	RED.
N	3.0 & SPARE	NONE.

2. BLACK OR BROWN TO BE MARKED IN WHITE. ALL OTHER SURFACES TO BE MARKED IN BLACK. OTHER CHARACTERS TO BE 1/8" UNLESS OTHERWISE STATED.
3. TYPICAL ONLY.

DO NOT SCALE

©1967. THE PLESSEY COMPANY LIMITED. TO BE USED ONLY FOR THE PURPOSES FOR WHICH SUPPLIED

A2		A3	
DRN 2.2.	TR 2/1/68	ENG. APPROVED	CHK. <i>[Signature]</i>
MTB	DRFT HC	DEPT. Div 2 C	ENG. Div 2 D
2 5 6 8			
TOLERANCES (UNLESS OTHERWISE STATED)		FINISH	
THREE PLACE DEC. DIMS. ±			
TWO PLACE DEC. DIMS. ±			
FRACTIONAL DIMENSIONS			
OTHER REQUIREMENTS TO ESIS.			
TYPICAL EQUIPMENT JUNCTION GROUP RACK MTG. I/C & O/G UNIDIRECTIONAL OR B/W I/VF LINE CIRCUIT RELAY SETS UNIT AUTO NZ 135 - GROUP 1		TELECOMMUNICATIONS GROUP LIVERPOOL	
THE PLESSEY COMPANY LIMITED		496420 SH. 2.	