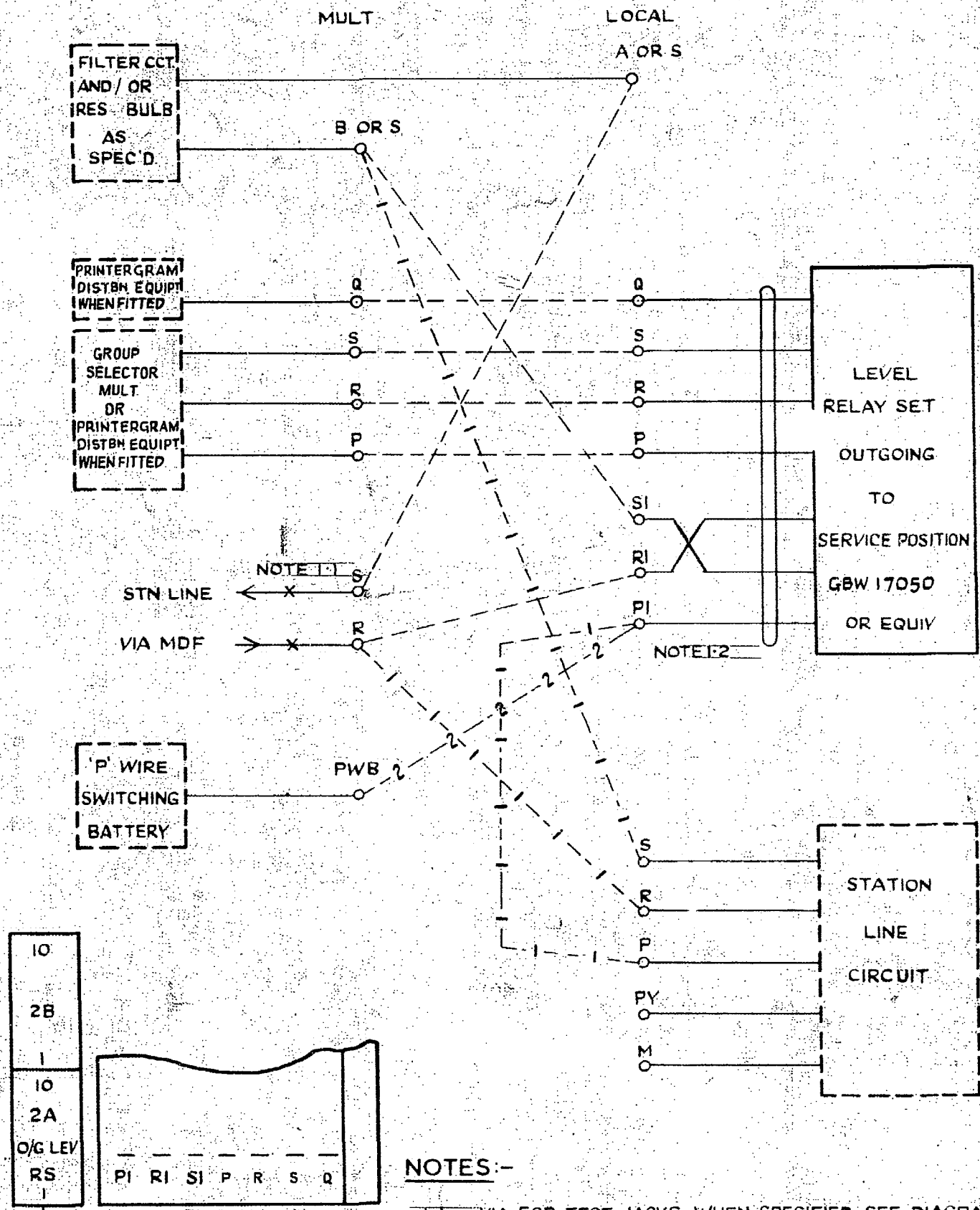


FIG.A.

IDF



NOTES:-

- 1-1 VIA ECB TEST JACKS WHEN SPECIFIED SEE DIAGRAM GBX 17260 OR EQUIV
- 1-2 CONNEXIONS SHOWN - 1 - APPLY TO B/W CIRCUITS & CONNEXIONS SHOWN - 2 - APPLY TO INCOMING ONLY CIRCUITS

AUTOMATIC TELEX SYSTEM
LEVEL RELAY SET

MADE FIG.A. SHEET 1-2.

(81406)

2.

6.10.67 AM.

OUTGOING TO SERVICE POSITION

(70502)

1

27-3-63

Use

AMENDMENT PARTICULARS

ISSUE

DATE

APP'D

E

NZ.P.O.

DRAWN

CHECKED

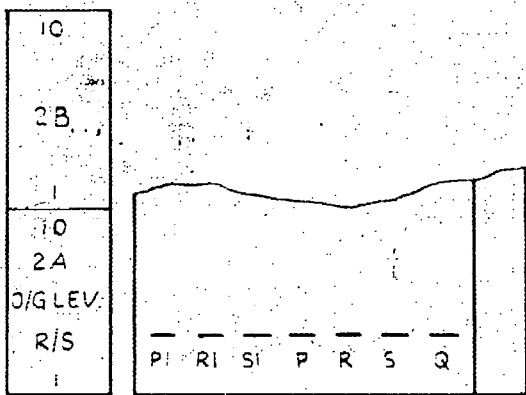
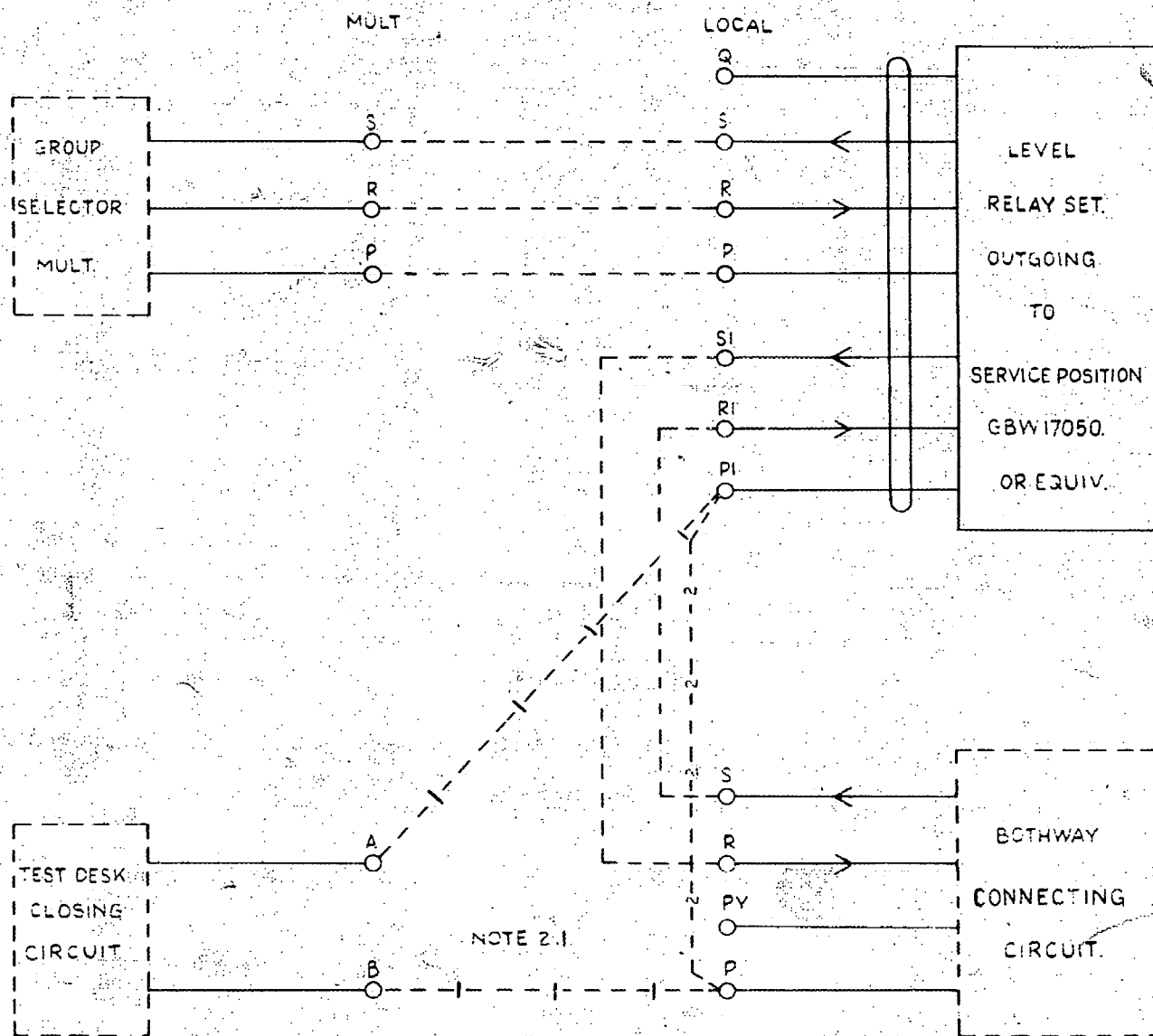
WIRING CIRCUIT

GBX 17050

SHEET 1-2

FIG. B.

I. D. F.



I.D.F. LOCAL

TYPICAL MARKING

NOTES.

- 2.1. WHEN A TEST DESK CLOSING CIRCUIT IS SPECIFIED, OMIT JUMPERING SHOWN --2--2-- AND ADD JUMPERING SHOWN ---1---1---

AUTOMATIC TELEX SYSTEM
LEVEL RELAY SET
OUTGOING TO SERVICE POSITION

(81406)

2

6.10.67

A.M.

AMENDMENT PARTICULARS

ISSUE

DATE

APP'D

E

NZ.P.O.

DRAWN

CHECKED

WIRING

CIRCUIT

GBX 17050

SHEET
2-2