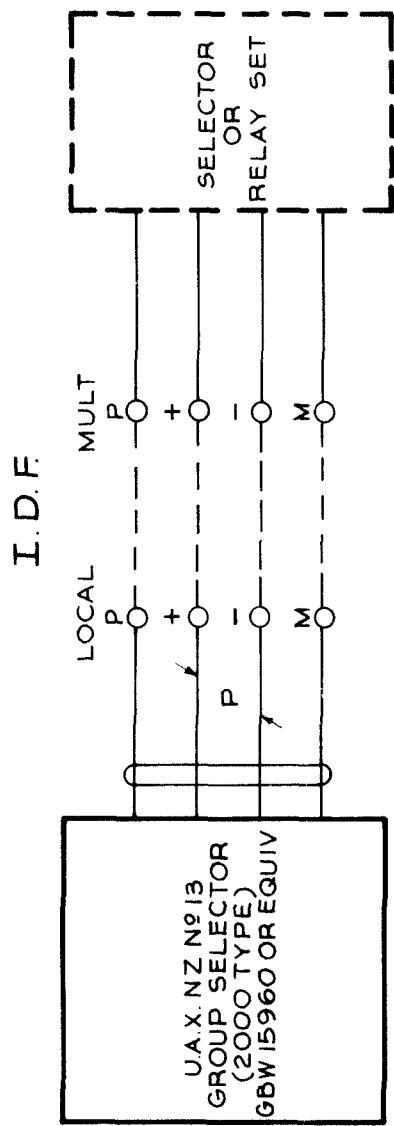
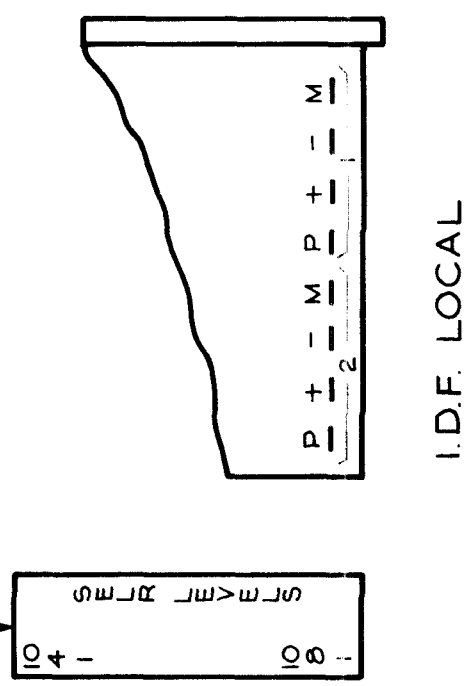


FIG. A
1ST GROUP SELR
ON 'A' UNITS

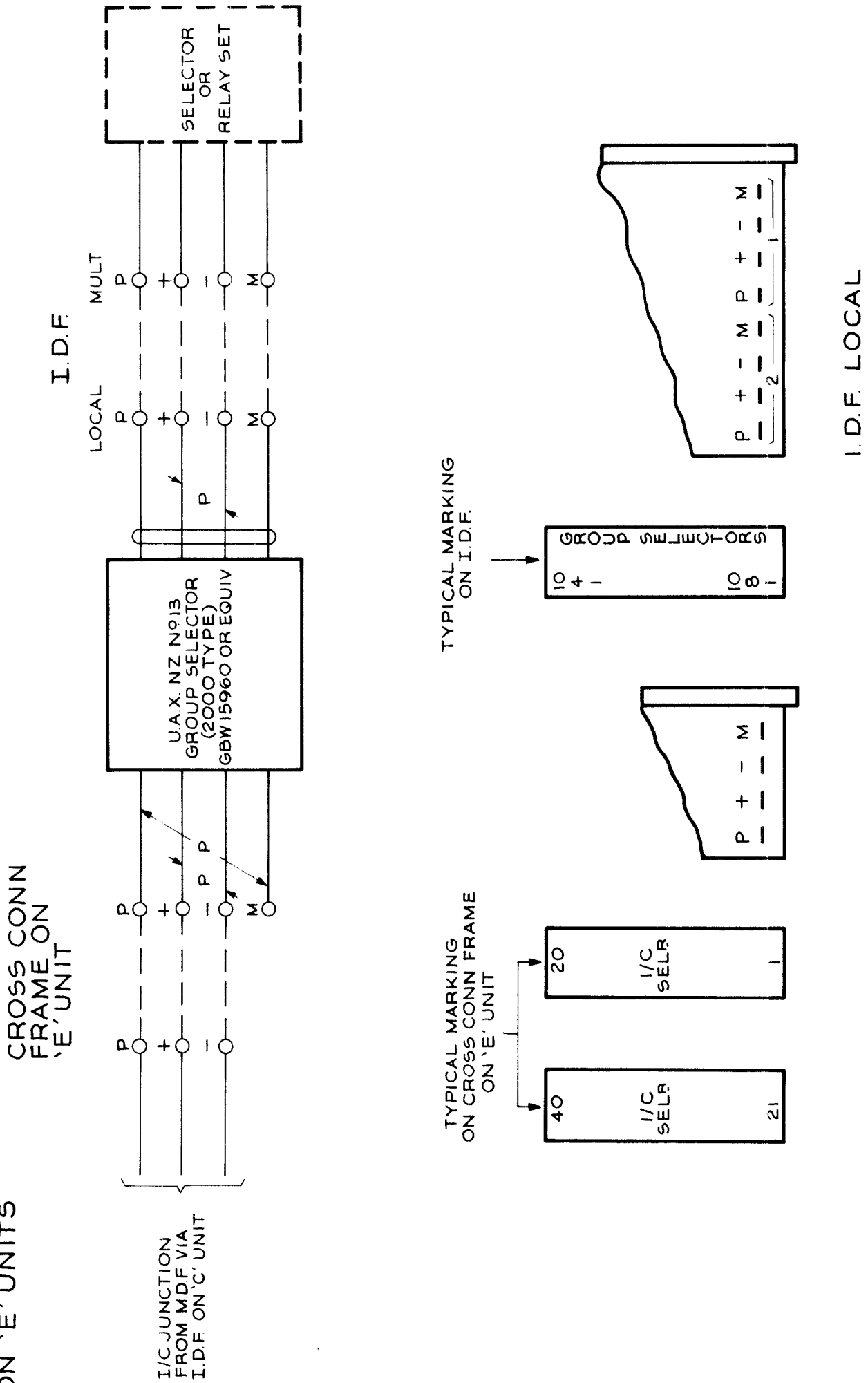


TYPICAL MARKING
ON I.D.F.



				U.A.X. NZ No 13 GROUP SELECTOR (2000 TYPE)			
NO CHANGE. SHEET 4 ADD. (55779)				1A	22.1.76	CJW	
RETRACED (83760)				1	29.8.74	BS-H	
(50488)				1	31.8.62	DBH.	
AMENDMENT PARTICULARS				ISS	DATE	APPD	50V H
				GBX 15960			
NZPO	ENGINEER	APPROVED	DRAWN	CHKD	WIRED	CIRCUIT	SHT 1 - 4

FIG. B
I/C GROUP SELFR
ON 'E' UNITS

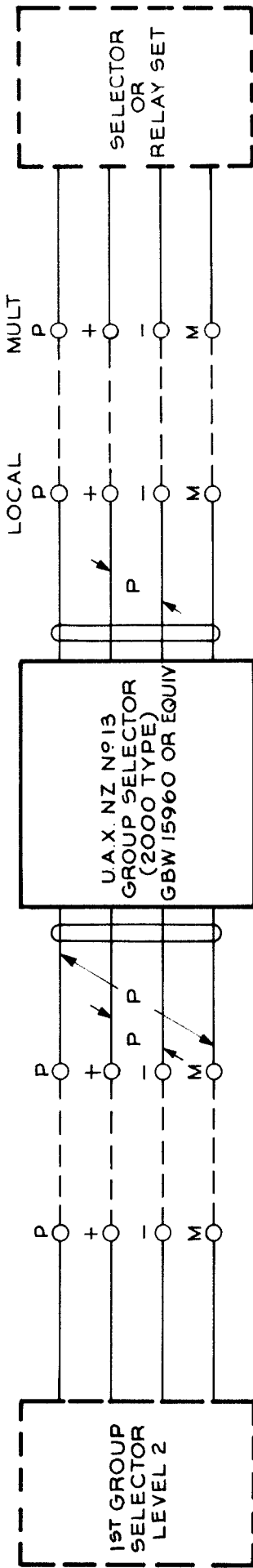


NO CHANGE. SHEET 4 ADD. (55779)		1A	22.1.76	CJW	U.A.X. NZ No 13 GROUP SELECTOR (2000 TYPE)	
RETRACED (83760)		1	29.8.74	BS-H		
(50488)		1	31.8.62	DB.H.		
AMENDMENT PARTICULARS		155	DATE	APPD	50V	H
NZPO	ENGINEER APPROVED	DRAWN	CHECKED	WIRING	CIRCUIT	GBX 15960
						SHT 2-4

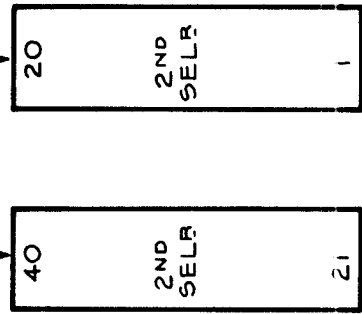
FIG. C
2ND GROUP
SELECTOR

CROSS CONN
FRAME ON
'E' UNIT

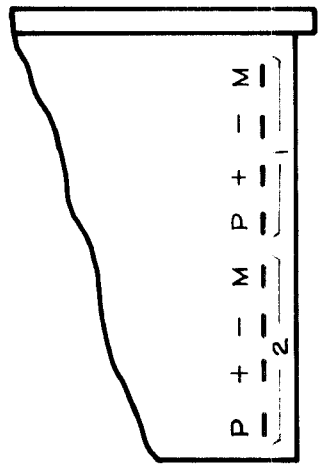
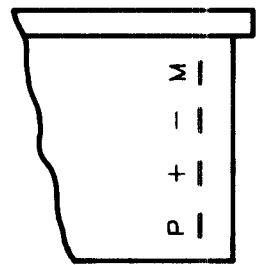

I.D.F.



TYPICAL MARKING
ON CROSS CONN
FRAME ON 'E' UNIT



TYPICAL MARKING
ON I.D.F.



I.D.F. LOCAL

NO CHANGE. SHEET 4 ADD. (55779)
RETRACED (83760)
(50488)

1A	22.1.76	CJW
1	29.8.74	BS-H
1	31.8.62	DB.H.

U.A.X. NZ No 13
GROUP SELECTOR
(2000 TYPE)

AMENDMENT PARTICULARS

ISSUE DATE APPD

50V H

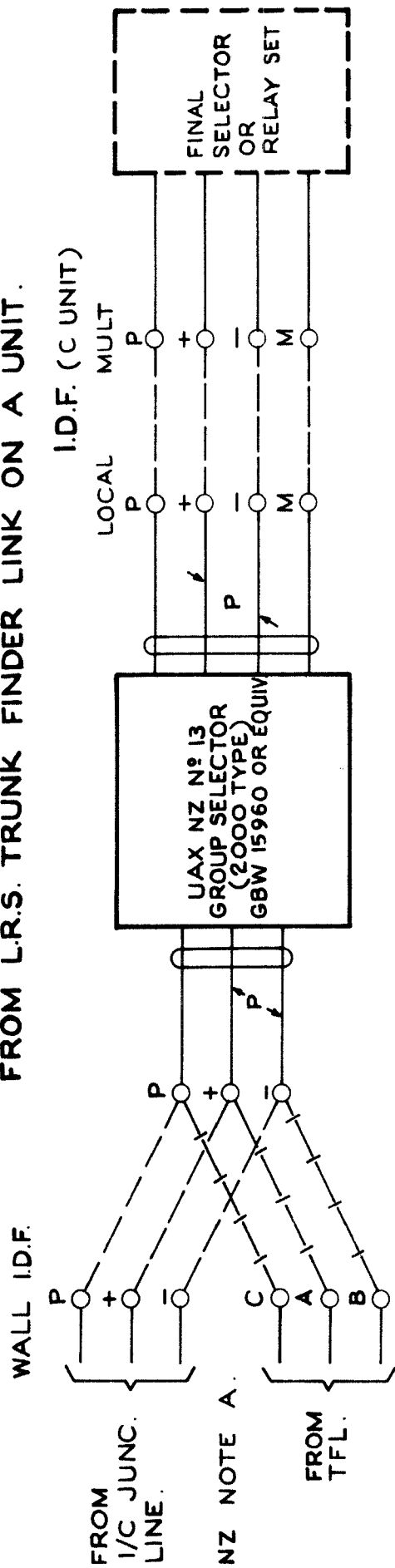
NZPO ENGINEER APPROVED DRAWN CHECKED WIRING CIRCUIT

GBX 15960

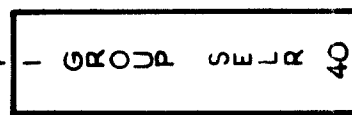
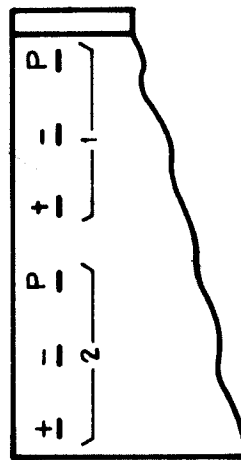
SHT 3-4

FIG. D

I/C GROUP SELECTOR OR LOCAL GROUP SELECTOR FROM L.R.S. TRUNK FINDER LINK ON A UNIT.



TYPICAL MARKING ON WALL I.D.F.



WALL I.D.F.

NZ NOTES :-

- A. WHEN SELECTOR USED AS DIRECT I/C PROVIDE CONNECTIONS _____.
- WHEN SELECTOR USED AS LOCAL SELECTOR FROM NEC EQUIPMENT PROVIDE CONNECTIONS _____.

FOR USE WITH NEC LOCAL REGISTER SYSTEM.

U.A.X. NZ No 13
GROUP SELECTOR
(2000 TYPE)

(55779) IA 22.1.76 CJW

AMENDMENT PARTICULARS. ISS DATE APD

50v H

NZPO

ENGINEER APPROVED DRAWN CHECKED WIRING CIRCUIT

GBX 15960

SHT. 4-4