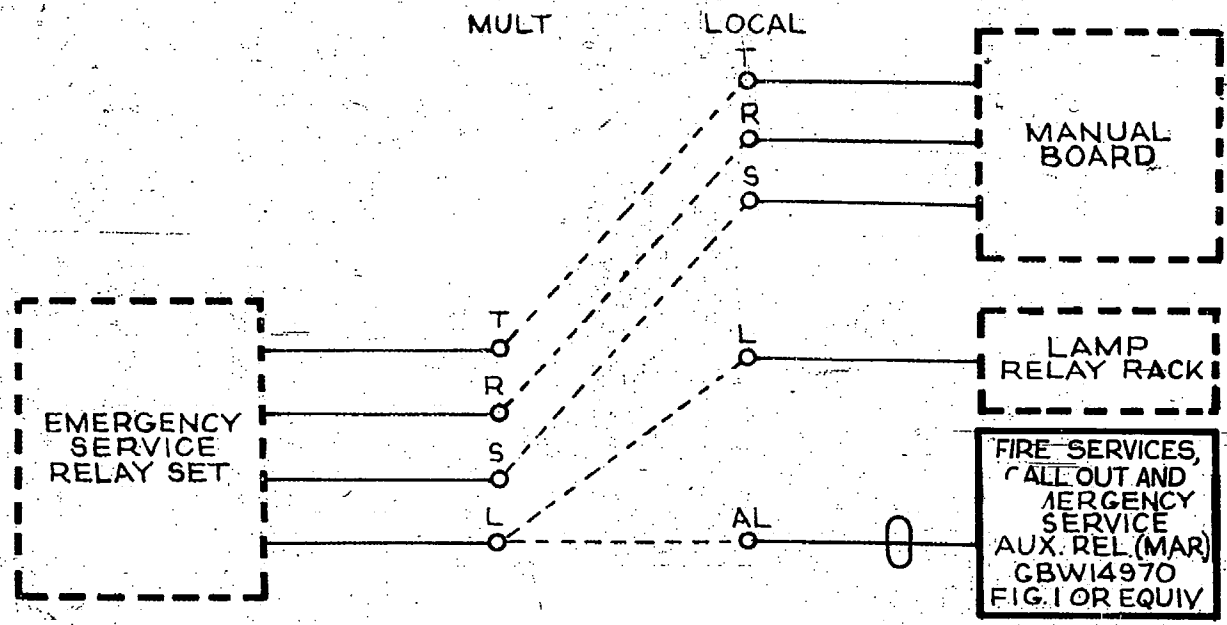


FIG. A

MANUAL I.D.F.



TYPICAL MARKING ON MANUAL I.D.F

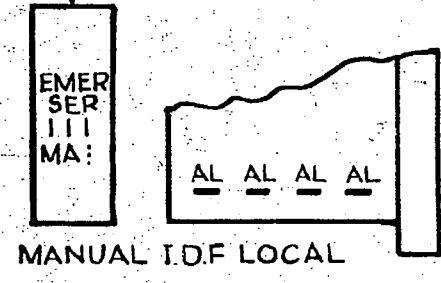
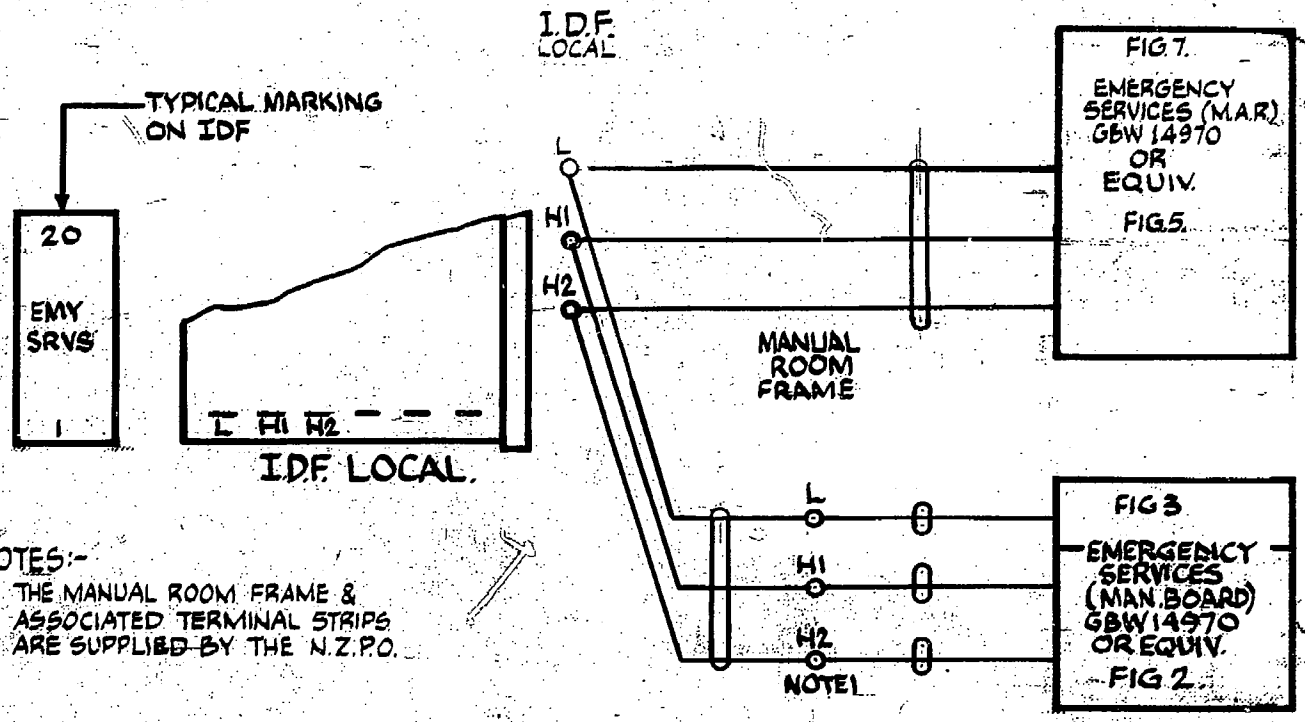


FIG. B.



TYPICAL MARKING ON IDF

NOTES:-
1 THE MANUAL ROOM FRAME & ASSOCIATED TERMINAL STRIPS ARE SUPPLIED BY THE N.Z.P.O.

NEW COY. TCG. INCORP (2467)					4A	17-9-73	BS-H	EMERGENCY SERVICES AUXILIARY RELAYS & ALARMS		
FIG. A - FE LEAD & SEPERATE FIRE SERVICES (FIG.6) DEL. FIG.B - FA & REF FIG.7 & 8 DEL (30516)					4A	13-9-72	BSH			
FIG.B: H1 & H2 CONNS. ADDED. (69539)					4	26-11-63	DBH			
AMENDMENT PARTICULARS					ISSUE	DATE	APP:			
NZPO					GBX 14970					
AT&EC ^L LIVERPOOL	ENGINEER H.B.	APPROVED H.B.	DRAWN G.S.	CHECKED EJD %	WIRING	CIRCUIT				

30
25
20
15
10
5 Centimetres