

FIG. A.

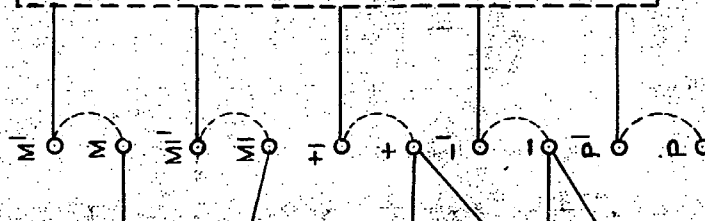
T.M.X. I.D.F.



SUPERVISOR'S
OR POSTMASTER'S
TURRET
B/W EXCHANGE
LINE CIRCUIT
GBW 13390
OR EQUIV.

MULTIPLE
ANSWERING
JACKS
GBW 12790
FIG 1H OR
EQUIV.

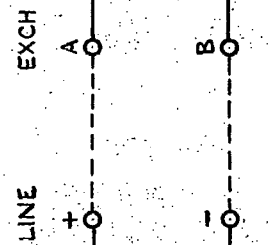
FINAL SELR RACK



METER RACK
GBW 10752
FIG 1E OR EQUIV.

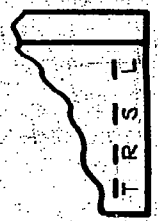
SUBSCRIBERS
LINE CCT
GBW 10752
FIG 1B
OR EQUIV.

M.D.F.



FINAL SEL
BANK.

I.D.F. MULT
TYPICAL MARKING



SHEET 2 ADDED.

69422 2 25-10-63 DBA

B/W EXCHANGE LINE
CIRCUIT SUPERVISOR'S OR
POSTMASTER'S TURRET
2000 TYPE

AMENDMENT PARTICULARS

ISSUE DATE

APPD.

REF GS 3.15.3

S

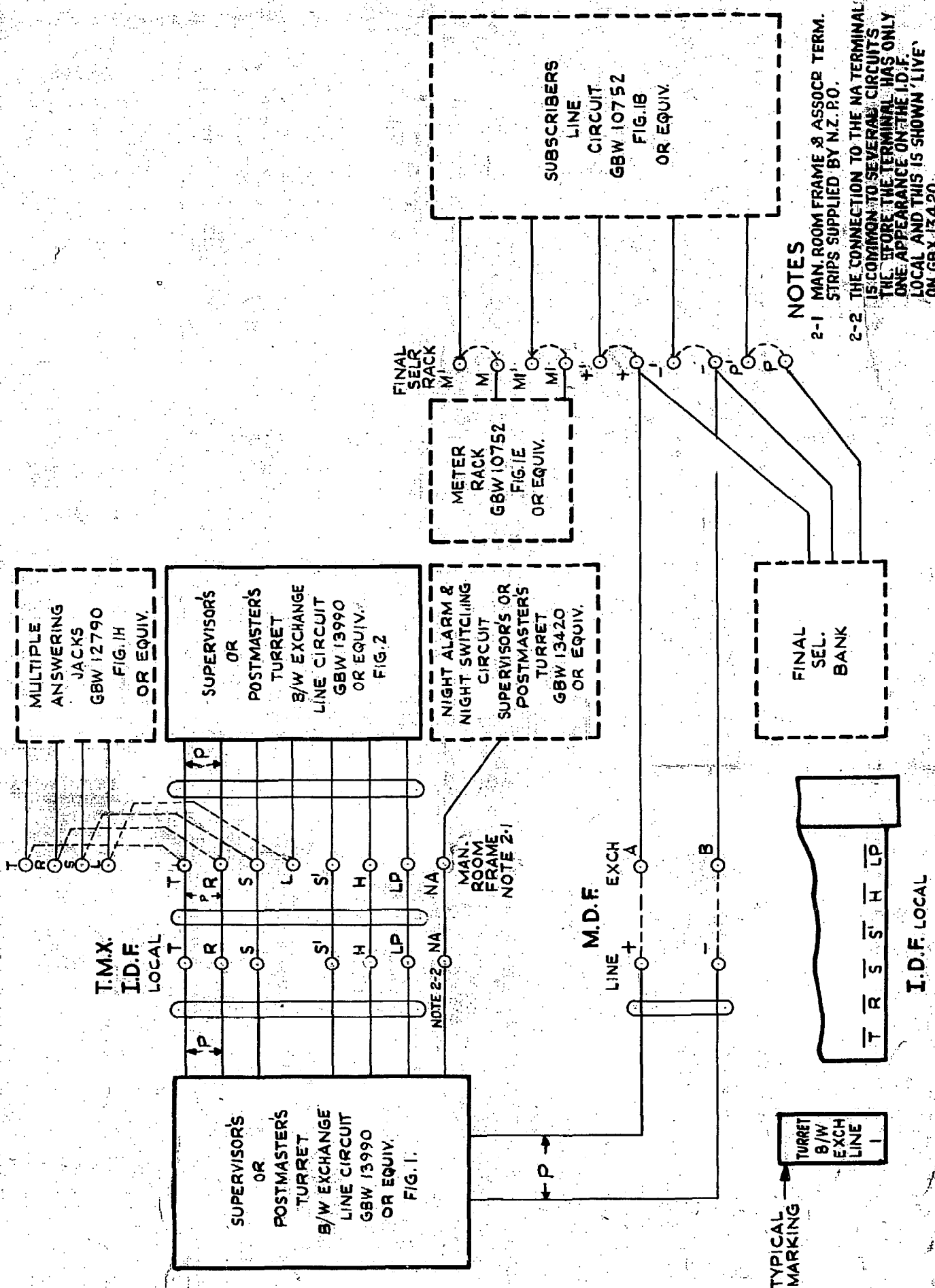
N.Z.P.O.

DRAWN CHECKED WIRING CIRCUIT

GBX 13390

SHEET 1-2

FIG. B. CABLING BETWEEN AUTO BUILDING AND REMOTE MANUAL BUILDING.



NOTES
 2-1 MAN. ROOM FRAME & ASSOCD TERM. STRIPS SUPPLIED BY N.Z. P.O.
 2-2 THE CONNECTION TO THE NA TERMINAL IS COMMON TO SEVERAL CIRCUITS BEFORE THE TERMINAL HAS ONLY ONE APPEARANCE ON THE I.D.F. LOCAL AND THIS IS SHOWN 'LIVE' ON GBX 13420.

AMENDMENT PARTICULARS		ISSUE	DATE	APP.	REF. :-	S
G9422		2	25/10/63	DBK		
N.Z.P.O.	DRAWN M.A.A.	CHECKED G.A.	WIRING	CIRCUIT	ASH.	

B/W EXCHANGE LINE
 CIRCUIT SUPERVISOR'S OR
 POSTMASTER'S TURRET
 2000 TYPE