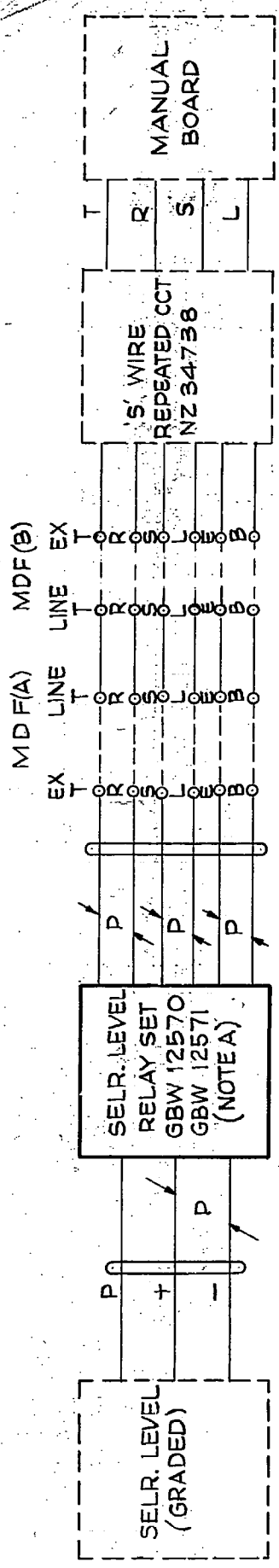


FIG. A CIRCUIT INCOMING VIA T.D.F. TO MANUAL BOARD OR DIRECTORY SERVICE DESK.

GBX 12571 ADDED (34397)				5	21.3.72	B.S.H.	SELECTOR LEVEL RELAY SET (SLEEVE CONTROL MANUAL BOARD) 2000 TYPE
DIAGRAM WAS 5 SHEETS (92958)				4	8.10.65	SL	
DIAGRAM WAS 4 SHEETS (66458)				3	16.3.56	CLM	
TYPICAL MARKING CORRECTED (30566)				2	7.12.54	CLM	
AMENDMENT PARTICULARS				ISSUE	DATE	APPD	REF: G53 21-21
- NZ.P.O.				DRAWN	CHECKED	WIRING	CIRCUIT
				5.0	J.F.O.		GBX 12570 12571
							SHEET 1-6

0
5
10
15
20
25
30



NOTE A GBW12570 NZ NOTE, TO BE USED IN CONJUNCTION WITH NZ34738

FIG 1A CIRCUIT INCOMING VIA MDF & S WIRE REPEATER CCT NZ34738 TO MANUAL BOARD

GBW 12571 ADDED	(34397)	2	22-3-72	B.S.H.
	(86459)	1	24-9-68	<i>[Signature]</i>
AMENDMENT	PARTICULARS	ISSUE	DATE	APP'D
N.P.O.		DRAWN	CHECKED	CIRCUIT

12570
GBX12571
SHT 1A

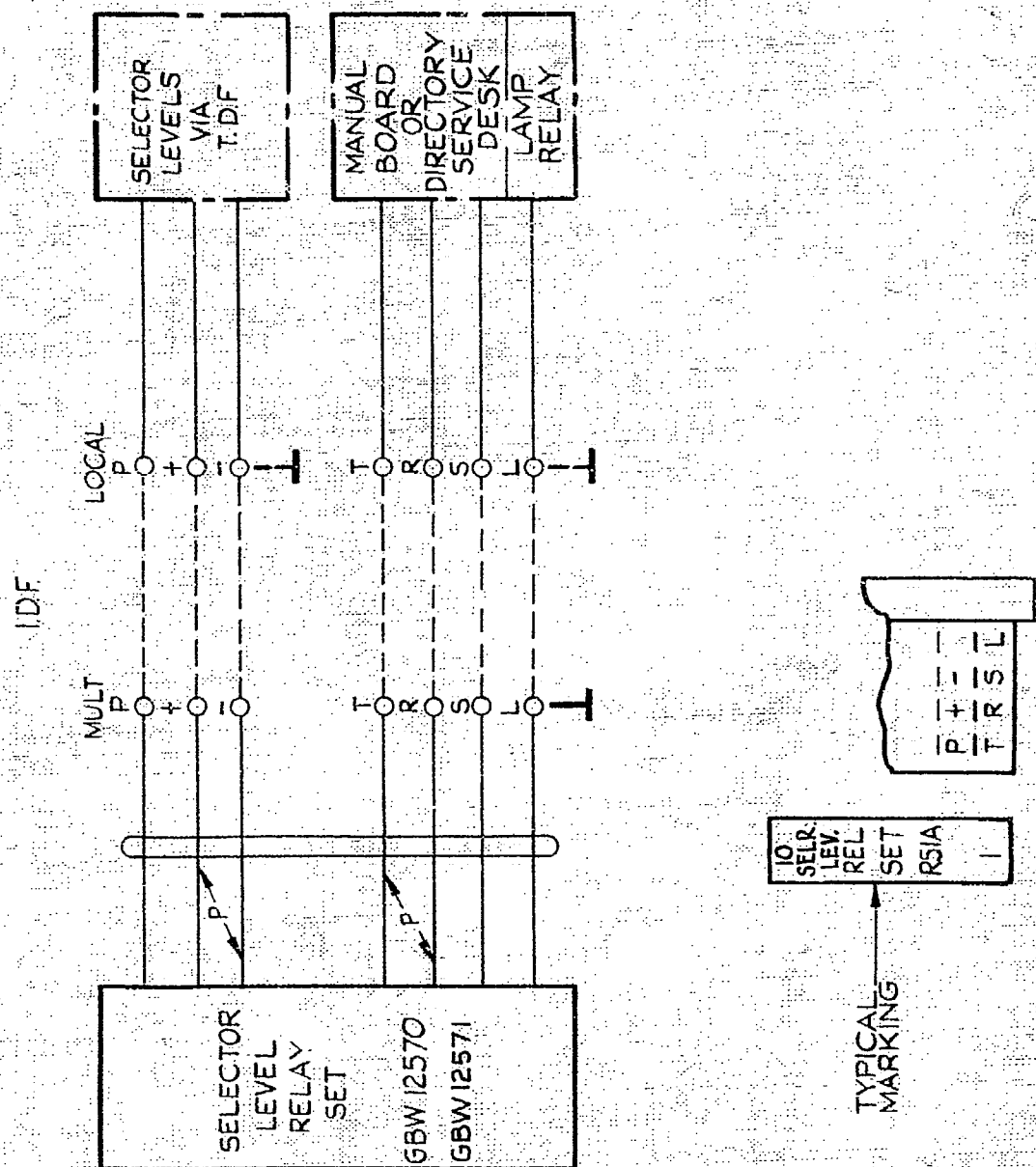


FIG B CIRCUIT INCOMING VIA I.D.F TO MANUAL BOARD OR DIRECTORY SERVICE DESK.

				SELECTOR LEVEL RELAY SET (SLEEVE CONTROL MANUAL BOARD) 2000 TYPE	
GBX 12571 ADDED	(34397)	5	22.3.72	B.S.H.	
DIAGRAM WAS 5 SHEETS	(92058)	4	8.10.65		
DIAGRAM WAS 4 SHEETS	(66458)	3	16.3.56	W.H.	
TYPICAL MARKING CORRECTED	(30566)	2	7.12.54	cust.	
AMENDMENT PARTICULARS		ISSUE	DATE	APPD	GS 21-21
					S
N.Z. P.O.		DRAWN	CHECKED	WIRING	CIRCUIT
		R.T.C.	SPC		0166
				GBX 12570 12571	
				SHEET 2-6	

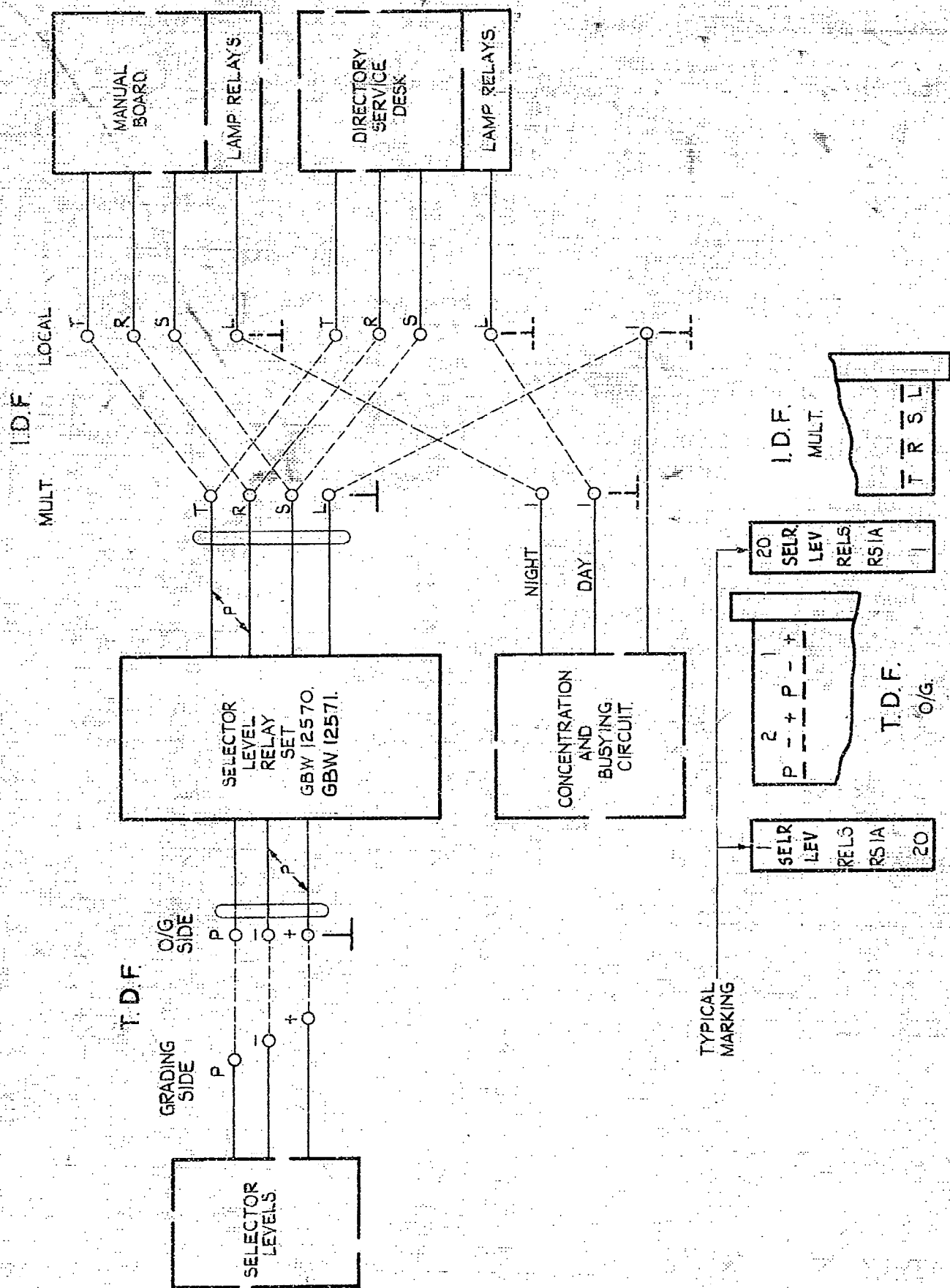


FIG. C. CIRCUIT INCOMING VIA T.D.F. TO MANUAL BOARD OR DIRECTORY SERVICE DESK VIA CONCENTRATION AND BUSYING CIRCUIT.

GBX 12571 ADDED (34397) 5 22.372 B.S-H					SELECTOR LEVEL RELAY SET (SLEEVE CONTROL MANUAL BOARD) 2000 TYPE			
DIAGRAM WAS 5 SHEETS (92958) 4 8.10.65								
DIAGRAM WAS 4 SHEETS (66458) 3 16.3.56								
TYPICAL MARKING CORRECTED (30566) 2 7.12.54								
AMENDMENT PARTICULARS				ISSUE	DATE	APPD	REF: GS3 21-21	S
NZ.P.O.		DRAWN	CHECKED	WIRING	CIRCUIT	GBX 12570 12571		SHEET 3-6

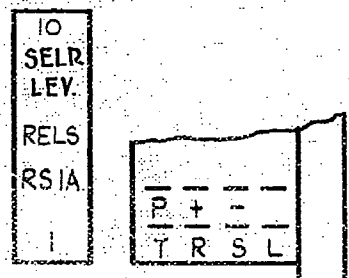
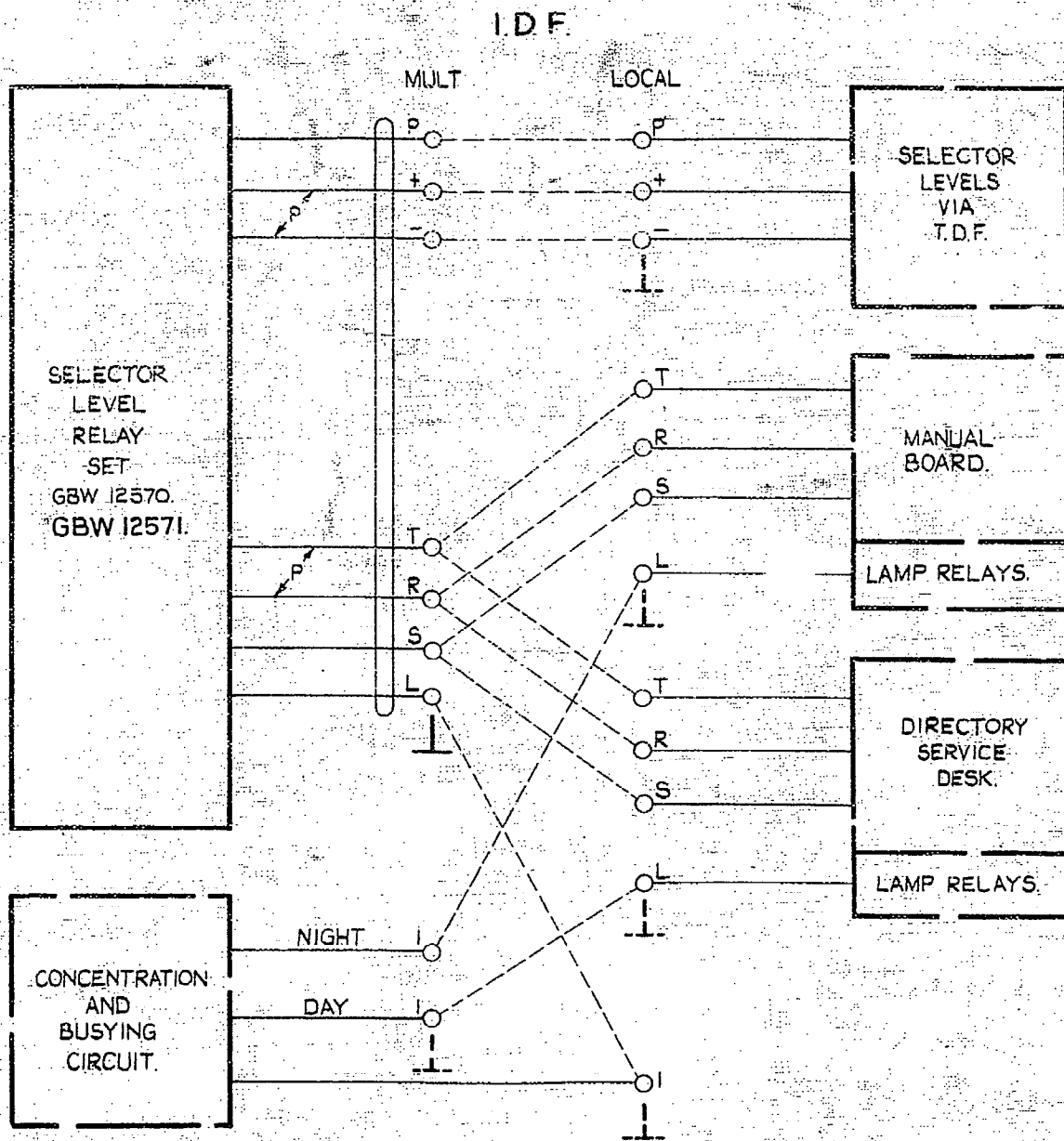


FIG. D. CIRCUIT INCOMING VIA I.D.F. TO MANUAL BOARD OR DIRECTORY SERVICE DESK VIA CONCENTRATION AND BUSYING CIRCUIT.

				SELECTOR LEVEL RELAY SET	
				(SLEEVE CONTROL MANUAL BOARD)	
				2000 TYPE	
GBX 12571 ADDED (34397)		5	22-3-72	B.S.H.	
DIAGRAM WAS 5 SHEETS (92958)		4	8-10-65	ML	
DIAGRAM WAS 4 SHEETS (66458)		3	16-3-56	CLM	
TYPICAL MARKING CORRECTED (30566)		2	7-12-54	CLM	
AMENDMENT PARTICULARS		ISSUE	DATE	APPD	REF: GS3 21-21
					S
NZPO		DRAWN	CHECKED	WIRING	CIRCUIT
		G.H.C.	J.P.C.	R.H.S.	
		GBX 12570			
		12571			
				SHEET 4 6	

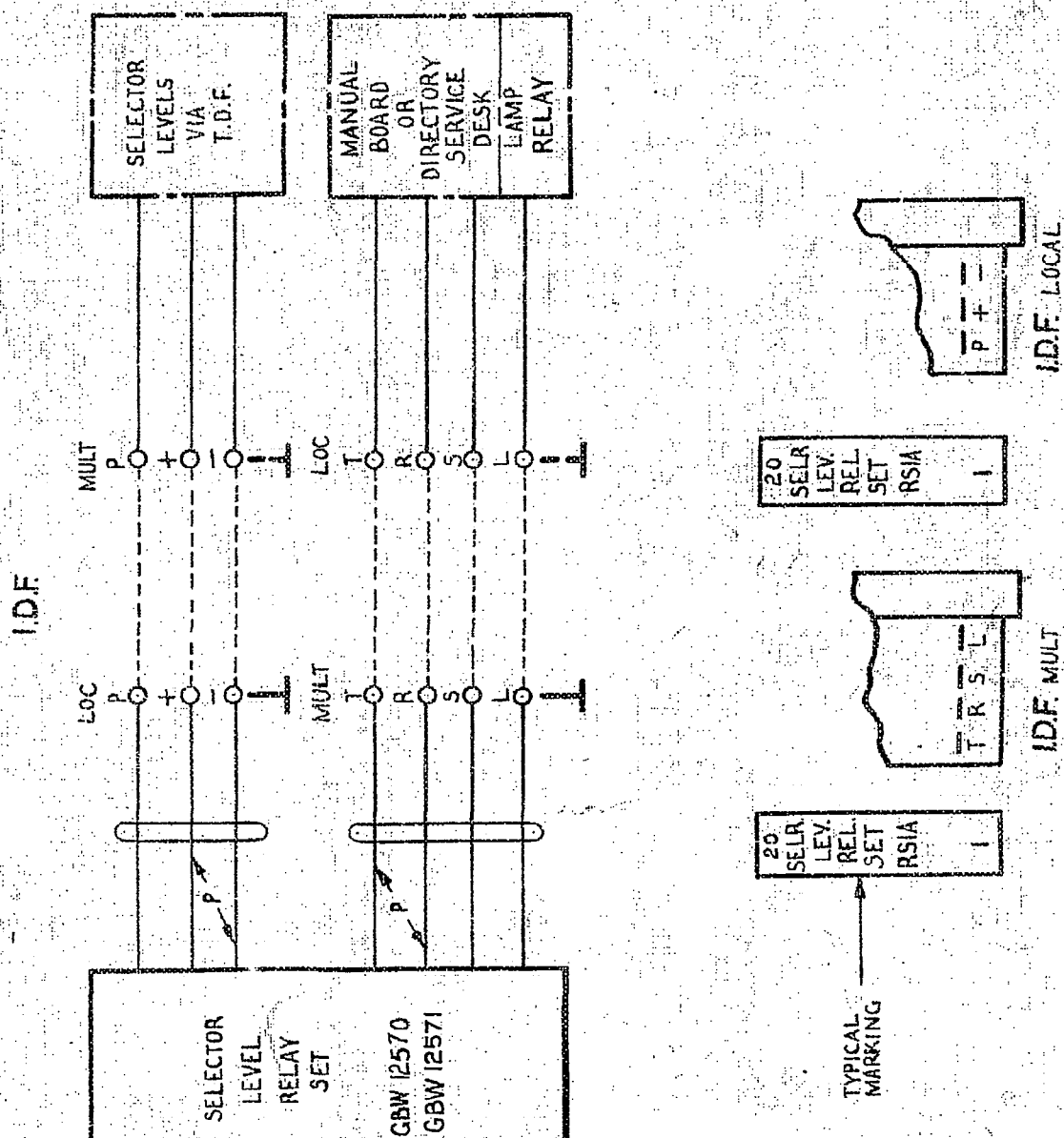


FIG. E. CIRCUIT INCOMING VIA I.D.F. TO MANUAL BOARD OR DIRECTORY SERVICE DESK WHERE CABLING IS SPLIT OVER TWO BLOCKS ON THE I.D.F.

					SELECTOR LEVEL RELAY SET (SLEEVE CONTROL MANUAL BOARD) 2000 TYPE	
GBX 12571 ADDED	(34397)	5	22.3.72	B. S. H.		
DIAGRAM WAS 5 SHEETS	(92958)	4	8.10.65	GC		
	(66458)	3	16.3.56	CSK		
AMENDMENT PARTICULARS			ISSUE	DATE	APPD	REF: GS3 21-21
N.Z.P.O.	DRAWN	CHECKED	WIRING	CIRCUIT	GBX 12570 12571	
					SHEET 5-6	

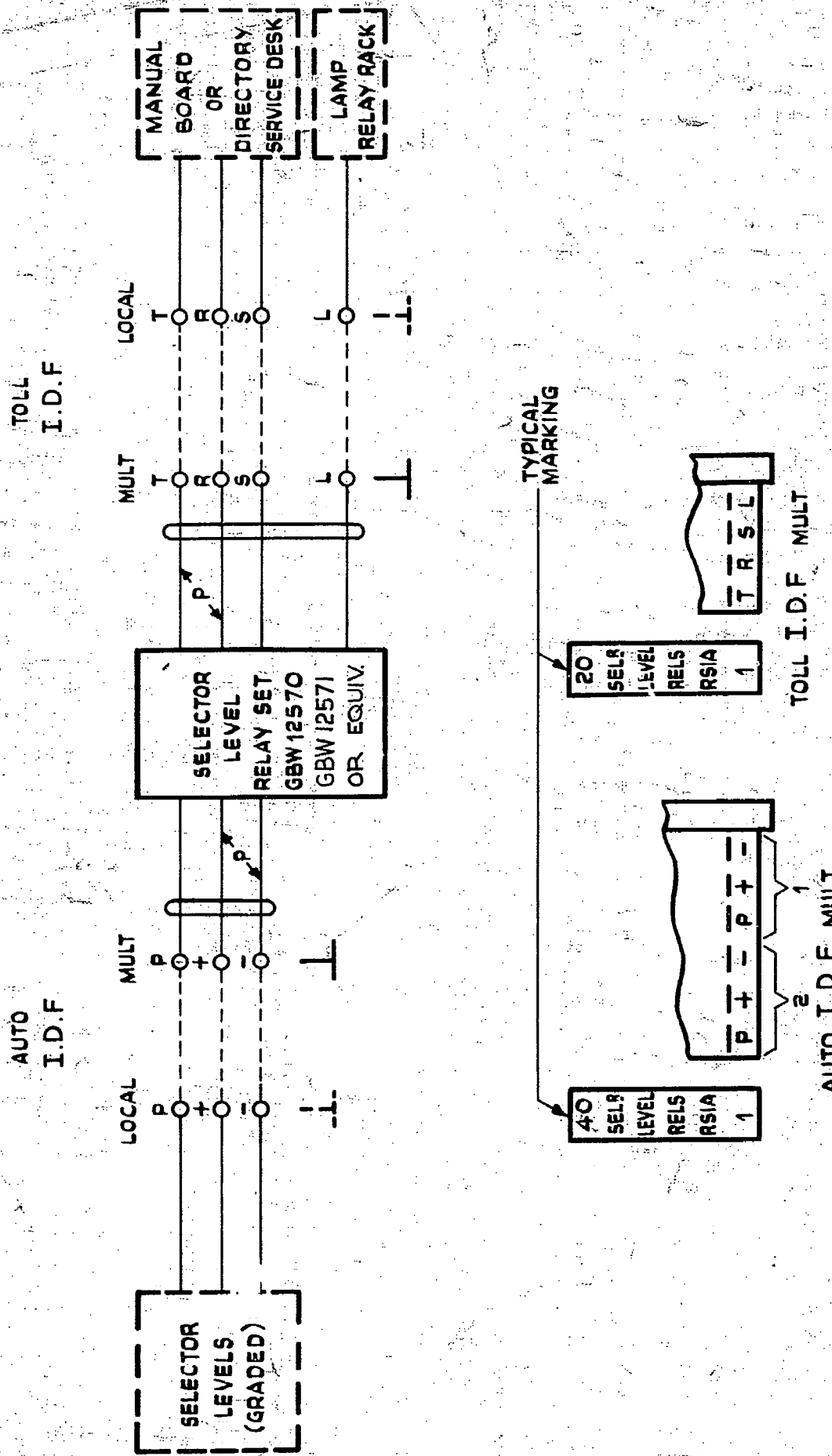


FIG. F CIRCUIT INCOMING VIA AUTO & TOLL I.D.F. TO MANUAL BOARD OR DIRECTORY SERVICE DESK

					SELECTOR LEVEL RELAY SET (SLEEVE CONTROL MANUAL BOARD) 2000 TYPE	
GBX 12571 ADDED		(34397)	5	22-372	BS-H	
		(92958)	4	8.10.63	YL	
AMENDMENT PARTICULARS			ISSUE	DATE	APP	REF: -GS3-21-21
N.Z.P.O.		DRAWN	CHECKED	WIRING	CIRCUIT	GBX 12570 12571
						SHEET 6-6