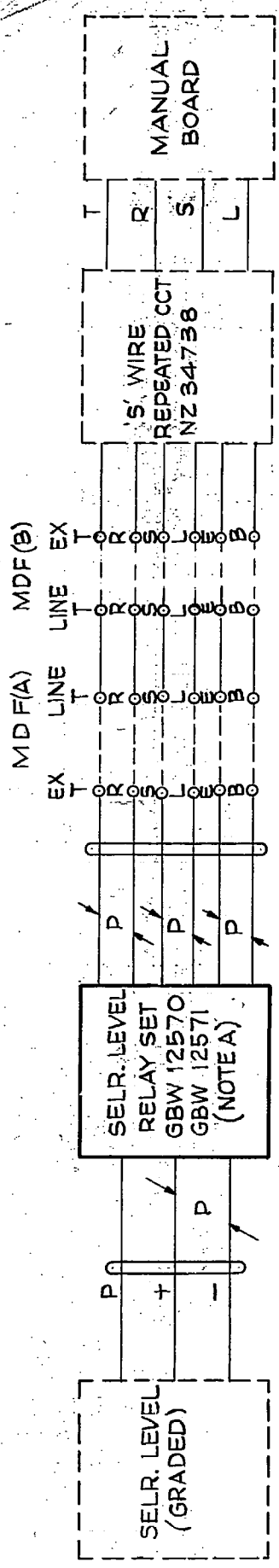


FIG. A CIRCUIT INCOMING VIA T.D.F. TO MANUAL BOARD OR DIRECTORY SERVICE DESK.

GBX 12571 ADDED (34397)				5	21.3.72	B.S.H.	SELECTOR LEVEL RELAY SET (SLEEVE CONTROL MANUAL BOARD) 2000 TYPE
DIAGRAM WAS 5 SHEETS (92958)				4	8.10.65	SL	
DIAGRAM WAS 4 SHEETS (66458)				3	10.3.56	CLM	
TYPICAL MARKING CORRECTED (30566)				2	7.12.54	CLM	
AMENDMENT PARTICULARS				ISSUE	DATE	APPD	REF: G53 21-21
N.Z.P.O.				DRAWN	CHECKED	WIRING	CIRCUIT
				21.0	J.F.O.		GBX 12570 12571
							SHEET 1-6

0  
5  
10  
15  
20  
25  
30



NOTE A GBW12570 NZ NOTE, TO BE USED IN CONJUNCTION WITH NZ34738

FIG 1A CIRCUIT INCOMING VIA MDF & S WIRE REPEATER CCT NZ34738 TO MANUAL BOARD

GBW 12571 ADDED	(34397)	2	22-3-72	B.S.H.
	(86459)	1	24-9-68	<i>[Signature]</i>
AMENDMENT	PARTICULARS	ISSUE	DATE	APP'D
N.P.O.		DRAWN	CHECKED	CIRCUIT

12570  
GBX12571  
SHT 1A

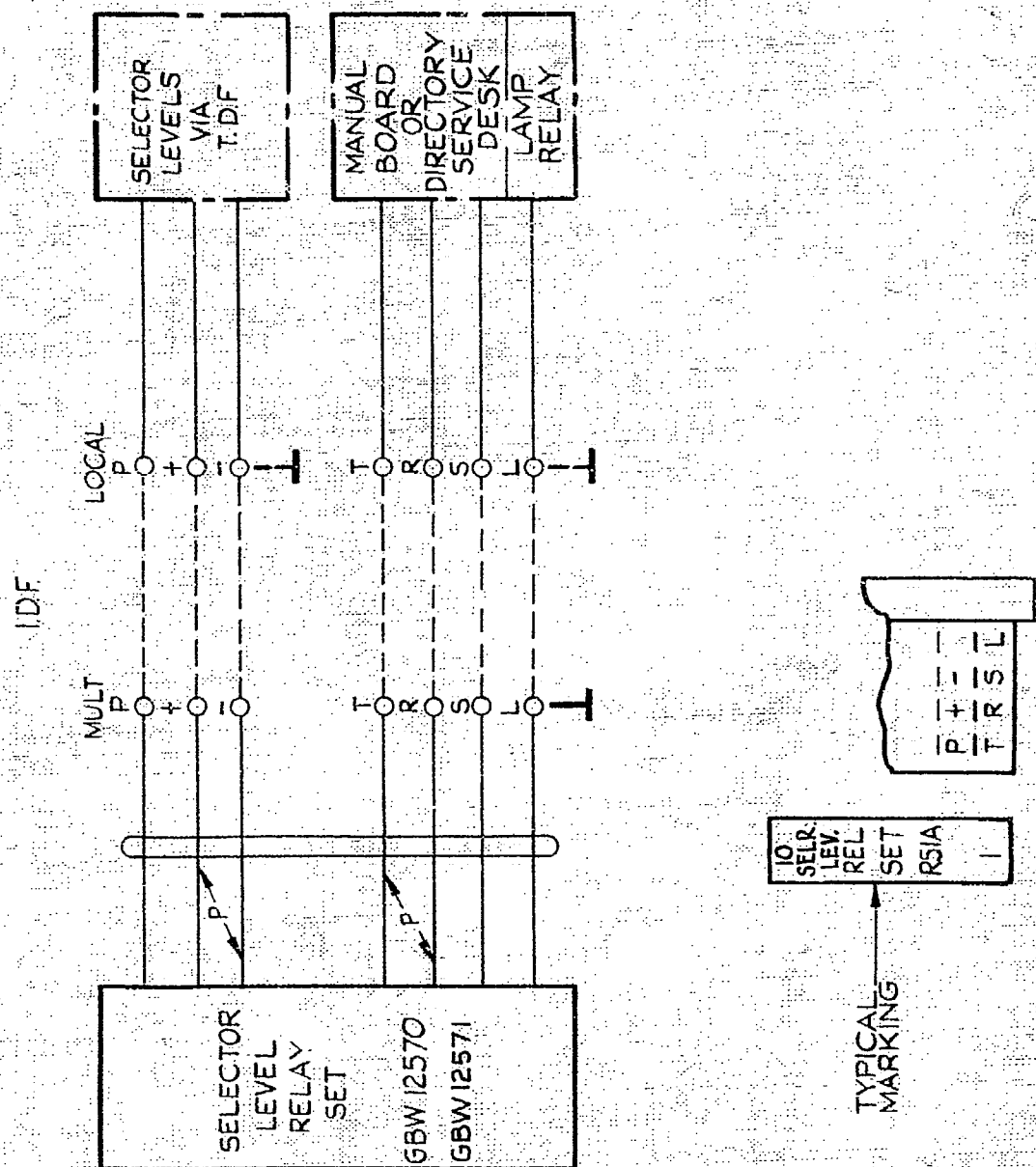


FIG B CIRCUIT INCOMING VIA I.D.F TO MANUAL BOARD OR DIRECTORY SERVICE DESK.

				SELECTOR LEVEL RELAY SET (SLEEVE CONTROL MANUAL BOARD) 2000 TYPE	
GBX 12571 ADDED	(34397)	5	22.3.72	B.S.H.	
DIAGRAM WAS 5 SHEETS	(92058)	4	8.10.65		
DIAGRAM WAS 4 SHEETS	(66458)	3	16.3.56	W.H.	
TYPICAL MARKING CORRECTED	(30566)	2	7.12.54	cust.	
AMENDMENT PARTICULARS		ISSUE	DATE	APPD	GS 21-21
N.Z. P.O.		DRAWN	CHECKED	WIRING	CIRCUIT
		R.T.C.	SPC		0166L
				<b>GBX 12570</b> <b>12571</b>	
				SHEET 2-6	

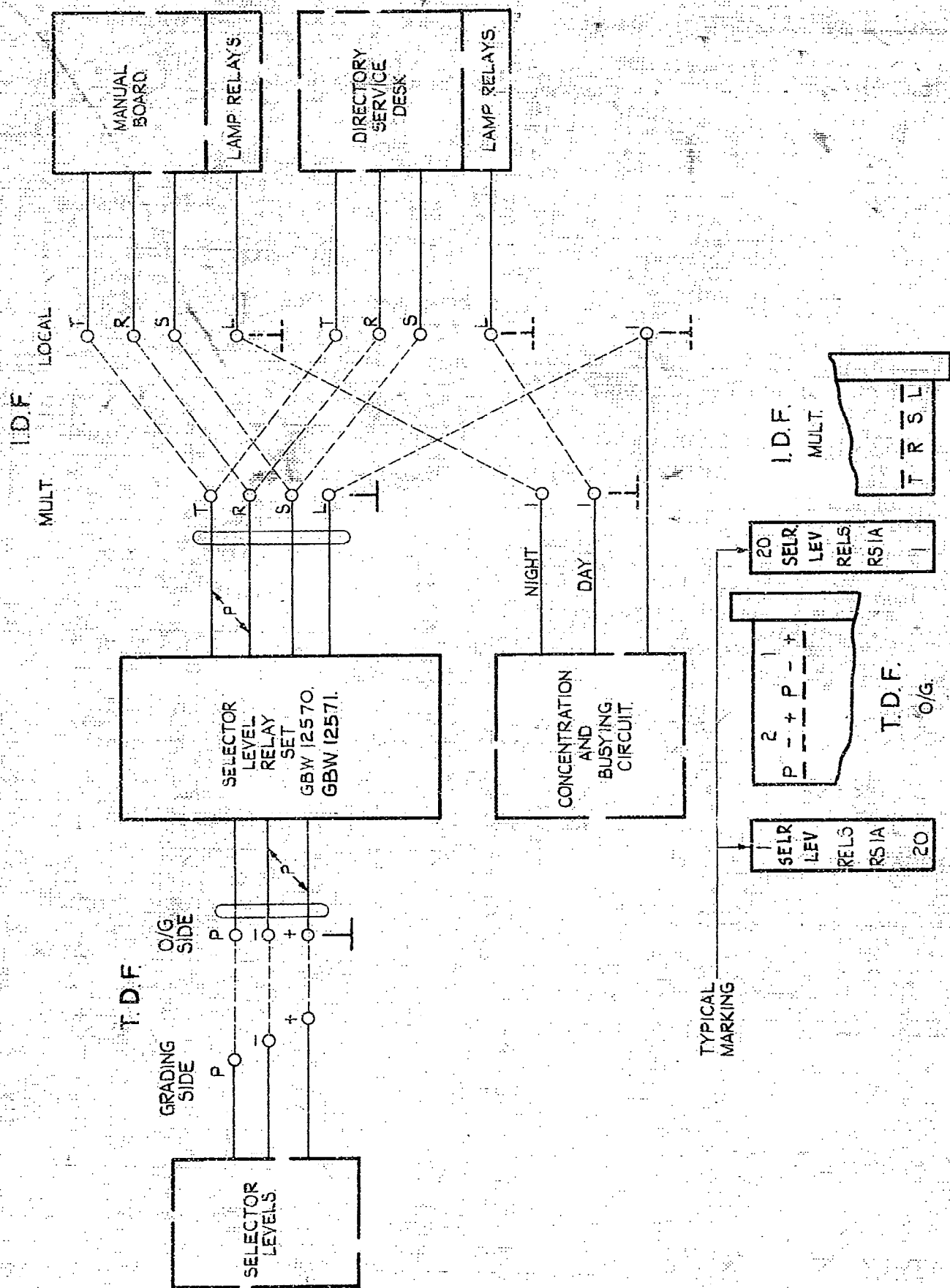
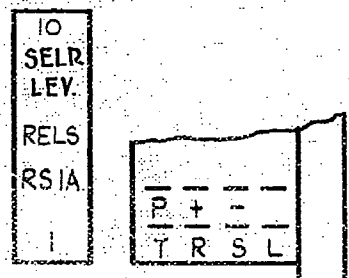
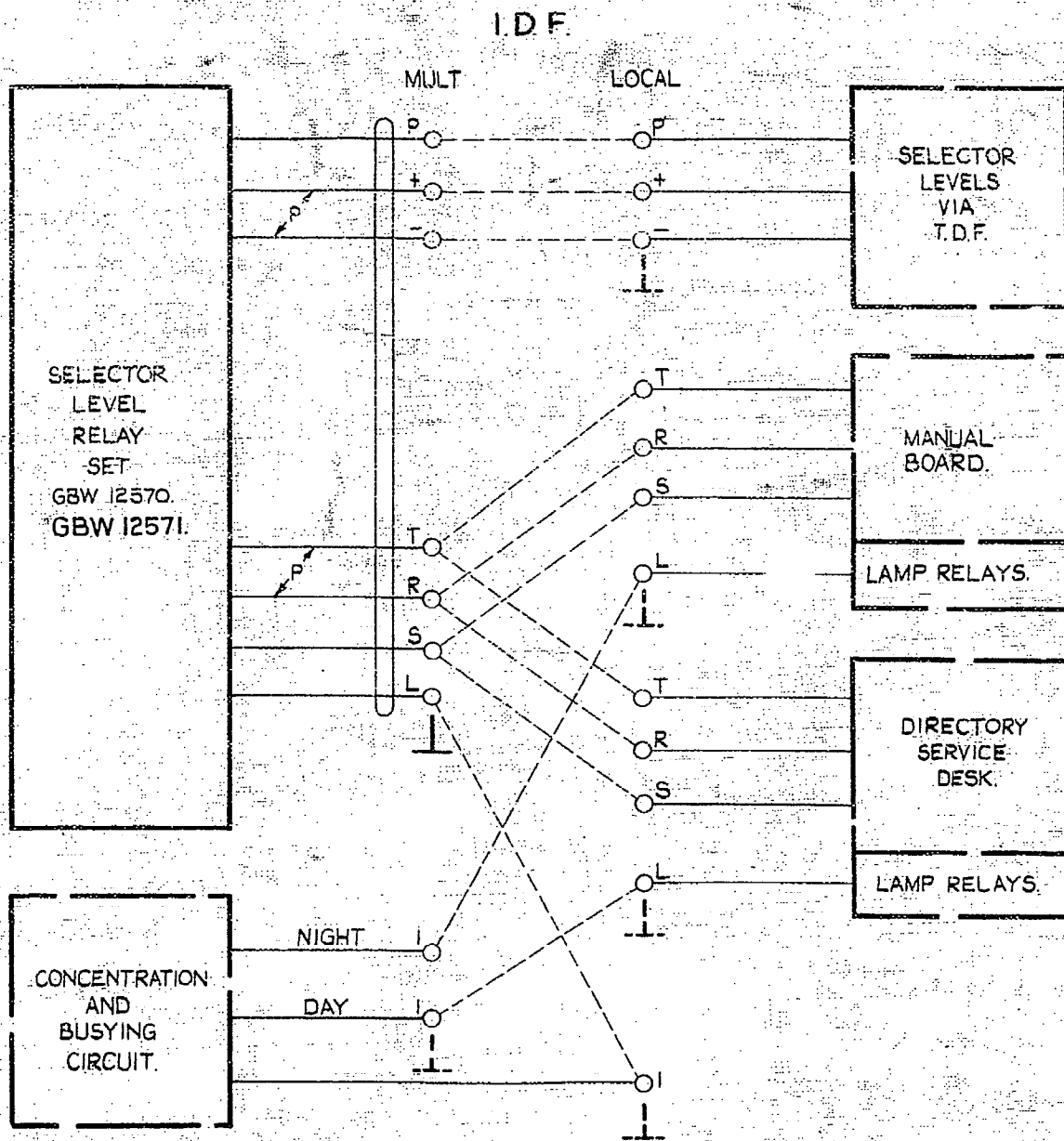


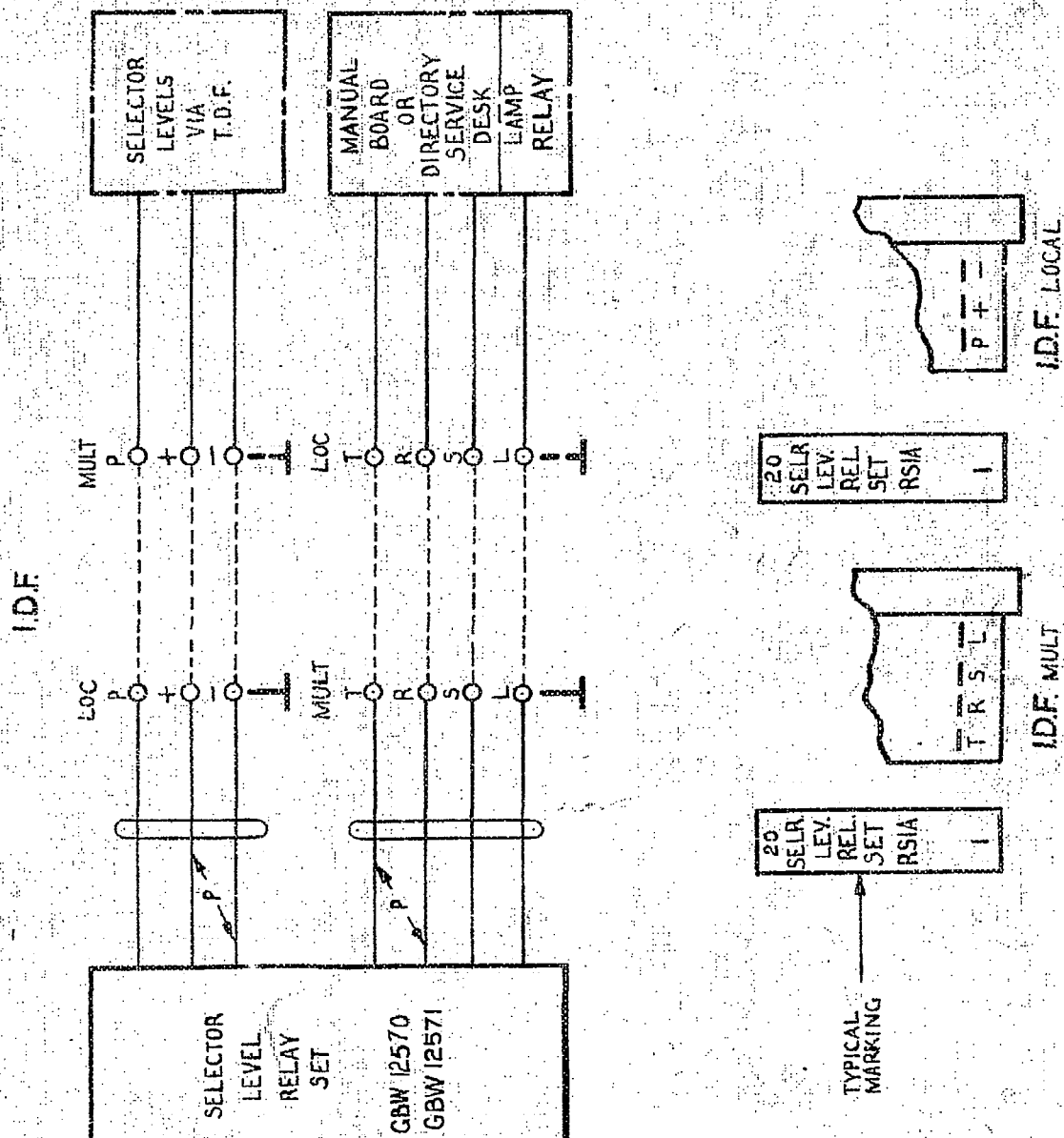
FIG. C. CIRCUIT INCOMING VIA T.D.F. TO MANUAL BOARD OR DIRECTORY SERVICE DESK VIA CONCENTRATION AND BUSYING CIRCUIT.

GBX 12571 ADDED (34397) 5 22.372 B.S-H					SELECTOR LEVEL RELAY SET (SLEEVE CONTROL MANUAL BOARD) 2000 TYPE		
DIAGRAM WAS 5 SHEETS (92958) 4 8.10.65							
DIAGRAM WAS 4 SHEETS (66458) 3 16.3.56							
TYPICAL MARKING CORRECTED (30566) 2 7.12.54							
AMENDMENT PARTICULARS			ISSUE	DATE	APPD	REF: GS3 21-21	S
NZ.P.O.		DRAWN	CHECKED	WIRING	CIRCUIT	<b>GBX 12570</b> <b>12571</b>	
		630	J.P.			SHEET 3-6	



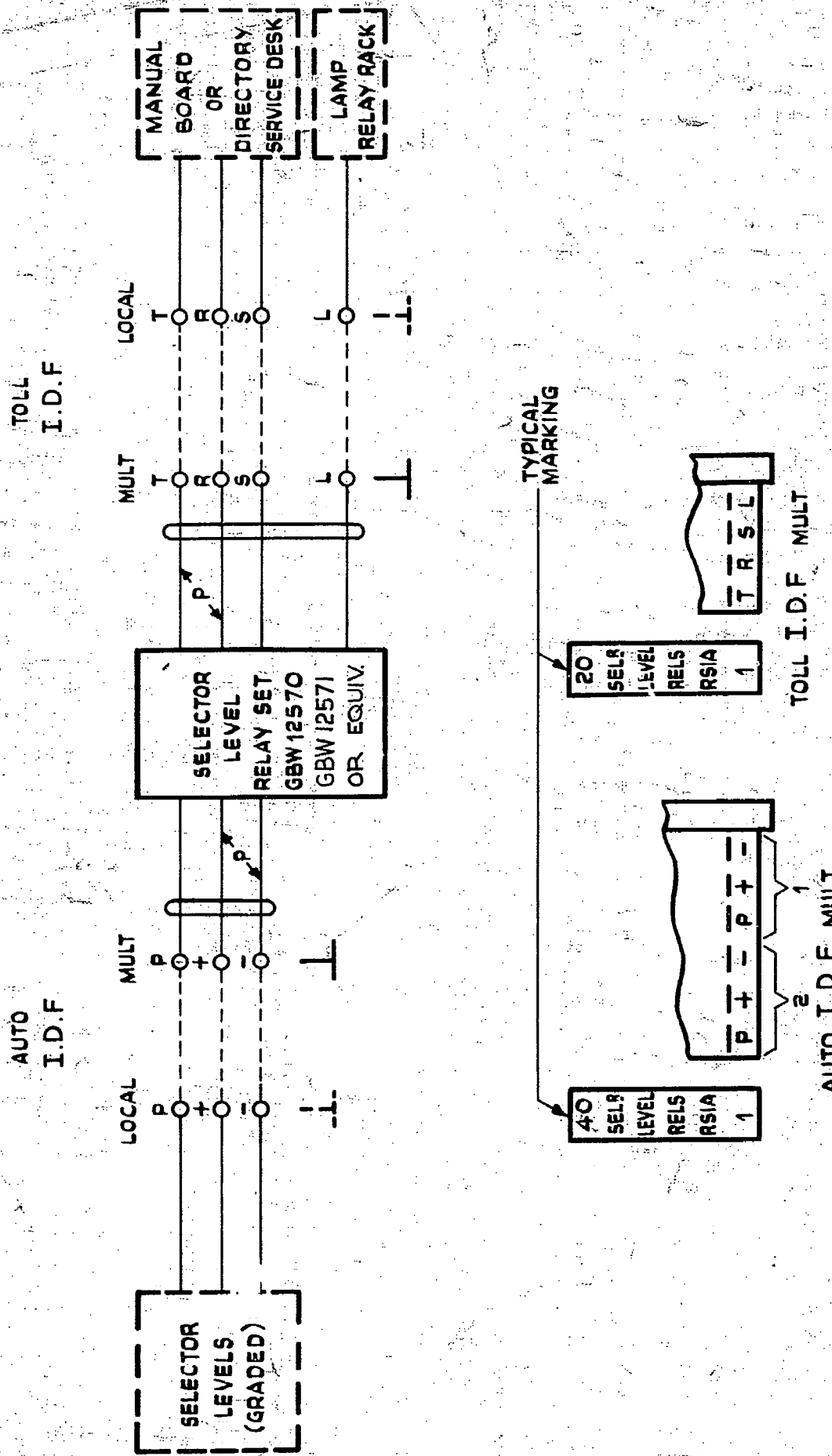
**FIG. D.** CIRCUIT INCOMING VIA I.D.F. TO MANUAL BOARD OR DIRECTORY SERVICE DESK VIA CONCENTRATION AND BUSYING CIRCUIT.

GBX 12571 ADDED (34397) 5 22-3-72 B.S.H.				SELECTOR LEVEL RELAY SET (SLEEVE CONTROL MANUAL BOARD) 2000 TYPE		
DIAGRAM WAS 5 SHEETS (92958) 4 8-10-65 J.L.						
DIAGRAM WAS 4 SHEETS (66458) 3 16-3-56 C.M.						
TYPICAL MARKING CORRECTED (30566) 2 7-12-54 C.M.						
AMENDMENT PARTICULARS		ISSUE	DATE	APPD	REF: GS3 21-21	S
NZPO		DRAWN	CHECKED	WIRING	CIRCUIT	GBX 12570 12571
						SHEET 4 6



**FIG. E.** CIRCUIT INCOMING VIA I.D.F. TO MANUAL BOARD OR DIRECTORY SERVICE DESK WHERE CABLING IS SPLIT OVER TWO BLOCKS ON THE I.D.F.

				<b>SELECTOR LEVEL RELAY SET (SLEEVE CONTROL MANUAL BOARD) 2000 TYPE</b>	
GBX 12571 ADDED	(34397)	5	22.3.72	B. S. H.	
DIAGRAM WAS 5 SHEETS	(92958)	4	8.10.65	GC	
	(66458)	3	16.3.56	CSK	
<b>AMENDMENT PARTICULARS</b>			<b>ISSUE</b>	<b>DATE</b>	<b>APPD</b>
					REF: GS3 21-21
					S
N.Z.P.O.	DRAWN	CHECKED	WIRING	CIRCUIT	<b>GBX 12570 12571</b>
					SHEET 5-6



**FIG. F** CIRCUIT INCOMING VIA AUTO & TOLL I.D.F. TO MANUAL BOARD OR DIRECTORY SERVICE DESK

					SELECTOR LEVEL RELAY SET (SLEEVE CONTROL MANUAL BOARD) 2000 TYPE	
GBX 12571 ADDED		(34397)	5	22-372	BS-H	
		(92958)	4	8.10.63	YL	
AMENDMENT PARTICULARS			ISSUE	DATE	APP.	REF: - GS3-21-21
N.Z.P.O.		DRAWN	CHECKED	WIRING	CIRCUIT	<b>GBX 12570 12571</b>
						SHEET 6-6