

AUTO I.D.F. NOTE 1.2

CARRIER I.D.F. NOTE 1.2

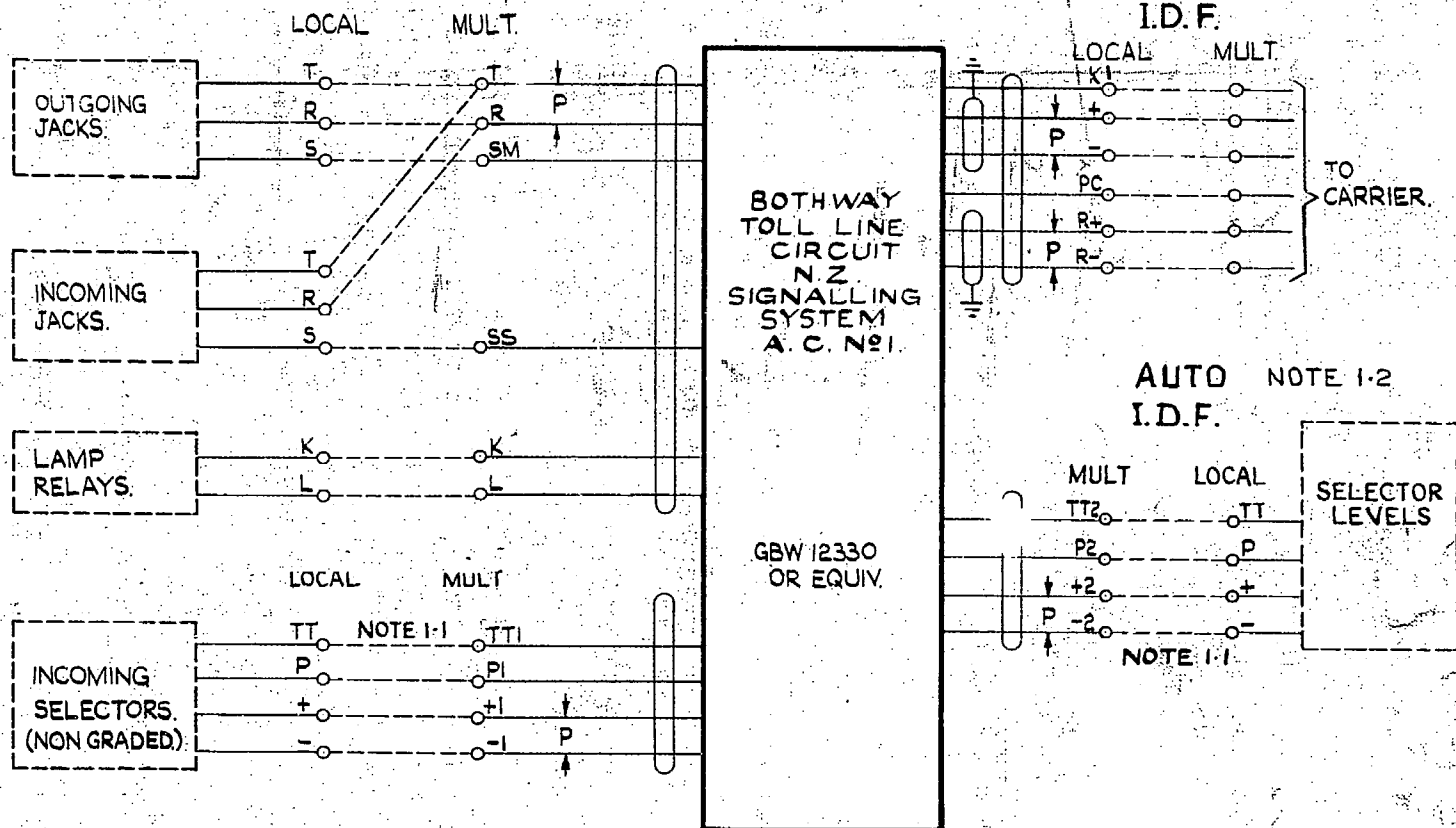


FIG. A. SLEEVE CONTROL EXCHANGES.
(NON GRADED SELECTOR)
WITH TRANSIT SWITCHING & WITH
KI TOTK TEST RACK CABLED VIA
THE CARRIER I.D.F.

NOTE
 1-1 TT LEADS TO I/C TOLL SELR. AND TO SELECTOR LEVELS ARE REQ'D. WHEN ONE OR MORE OF THE FOLLOWING CONDITIONS APPLY.
 a) A.C. No. 1. TRANSIT.
 b) MAGNETO TRANSIT.
 c) PAD CONTROLLING TO LOOP DIALLING JUNCTIONS.
 1.2 ON SOME EARLIER EQUIPT. R/S WAS CABLED TO MAN. I.D.F.

I.D.F. TYPICAL MARKING.

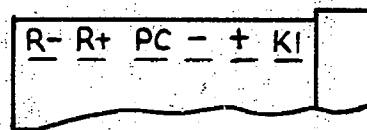
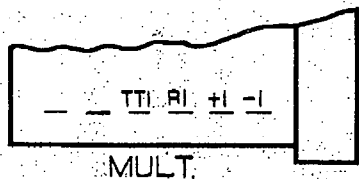
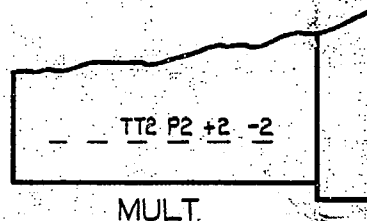
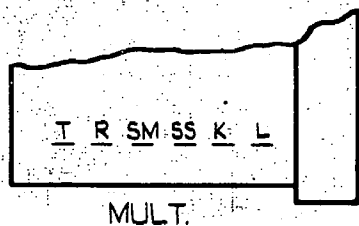
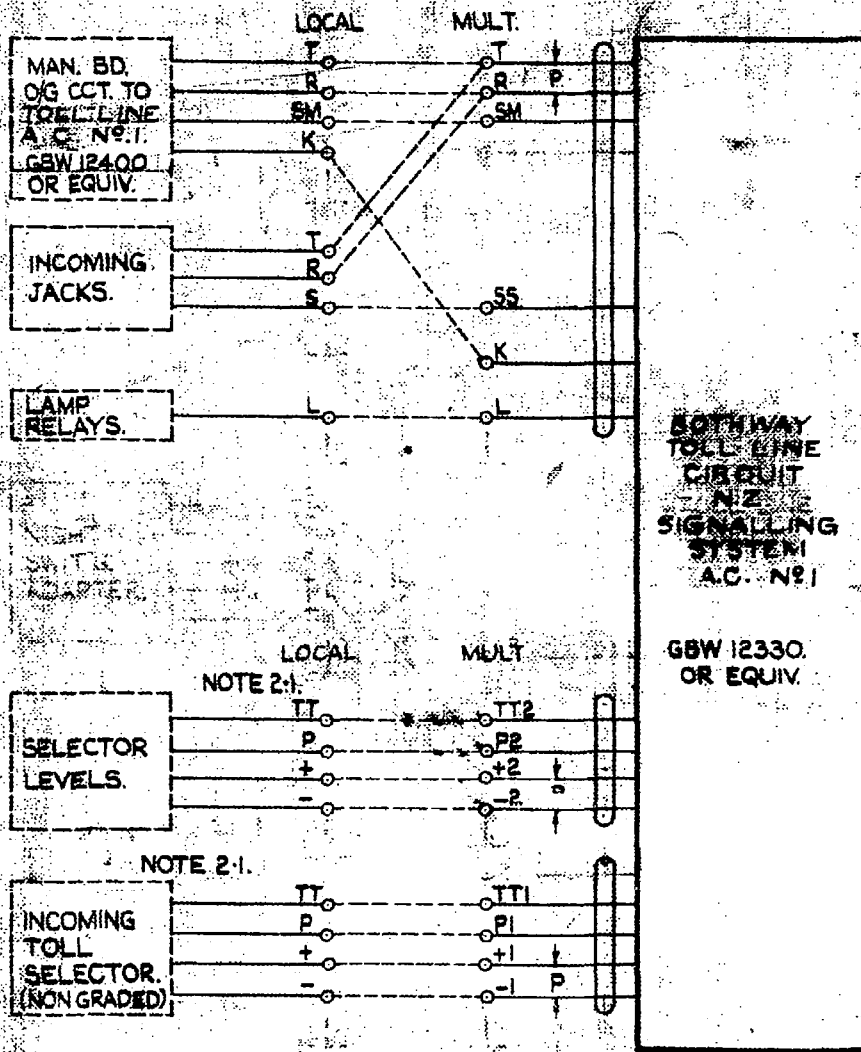


FIG. TITLE AMENDED, DIAGRAM WAS 15 SHTS	7	14-1-71	B.S-H
NOTE 1.2 ADDED (18189)	6		
TITLE CHANGED. 'N' LEAD DELETED.	5		
AUTO I.D.F. REF. DELETED. DIAGRAM WAS 25 SHTS	4		
NIGHT SWIT'G ADAPTOR CCT DELETED. DIAGRAM WAS 13 SHTS	3		
'K' LEAD TO CARRIER VIA I.D.F. LOCAL ADDED	2		
	1		

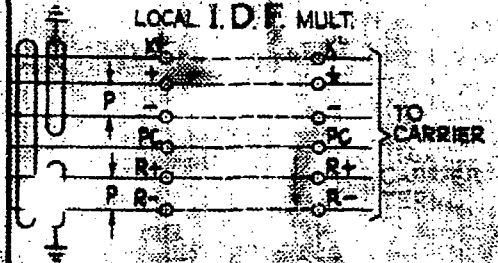
BOTHWAY TOLL LINE CIRCUIT
FOR STEP-BY-STEP EXCHANGES
N.Z. SIGNALLING SYSTEM
A.C. No. 1.

AMENDMENT PARTICULARS	ISSUE	DATE	APPD	S
-----------------------	-------	------	------	---

AUTO I.D.F. NOTE 2.2

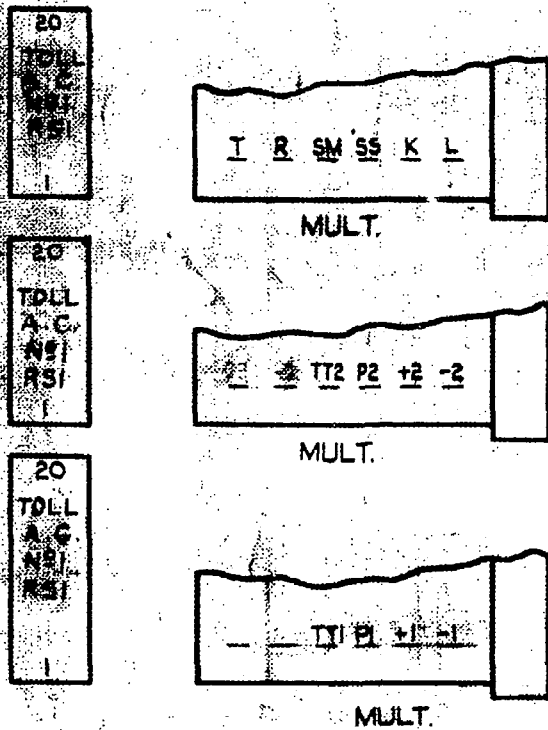


CARRIER I.D.F. NOTE 2.2



- NOTES:-**
- 2.1. "TT" LEADS TO I/C TOLL SELR. AND TO SELECTOR LEVELS ARE REQ'D WHEN ONE OR MORE OF THE FOLLOWING CONDITIONS APPLY
 - a) A.G. NIGHT TRANSIT.
 - b) MAGNETO TRANSIT.
 - c) PAD CONTROLLING TO LOOP DIALLING.
 - 2.2 ON SOME EARLIER EQUIP R/S WAS CABLED TO MAN. I.D.F.

FIG. B. EXCHANGES WITH SLEEVE DIALLING (MAN. BD. O/G CCT. CONNECTED VIA I.D.F.) (NON GRADED SELECTORS) WITH TRANSIT SWITCHING & WITH KI TO TK TEST RACK CABLED VIA THE CARRIER I.D.F.



I.D.F.
TYPICAL MARKING.

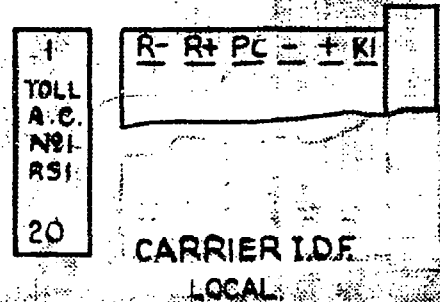
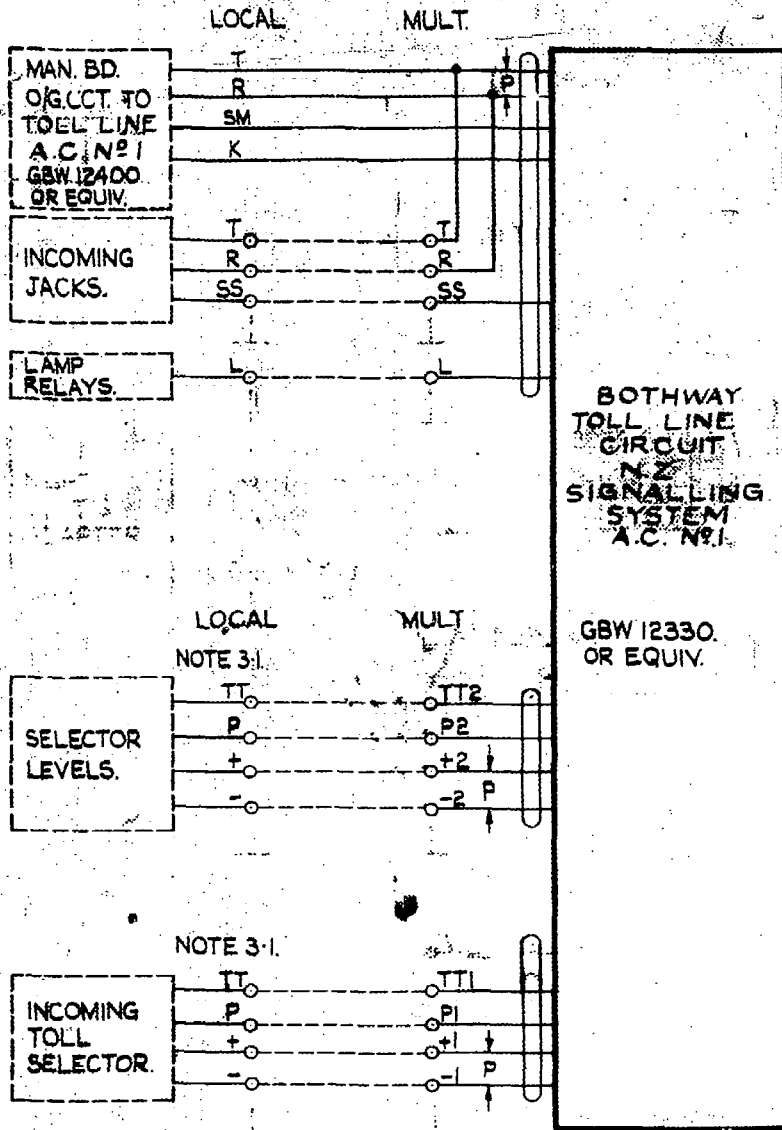
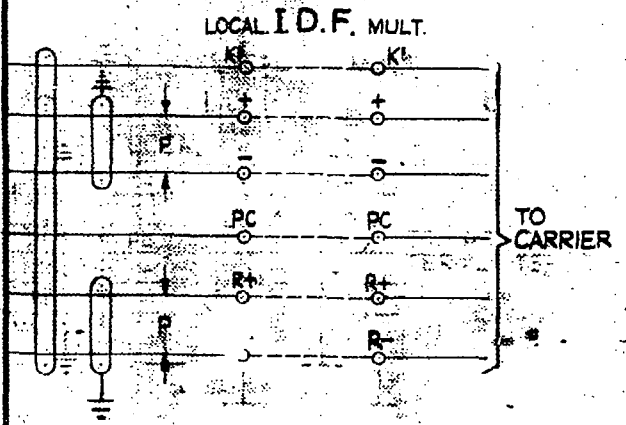


FIG. TITLE AMENDED. DIAGRAM WAS 15 SHTS	7	14.1.71	B.S.H.	BOTHWAY TOLL LINE CIRCUIT FOR STEP-BY-STEP EXCHANGES N.Z. SIGNALLING SYSTEM A.C. N°1 FOR STEP-BY-STEP EXCHANGES
NOTE 2.2 ADDED (1818)	6			
TITLE CHANGED. N LEAD DELETED	5			
AUTO I.D.F. REF DELETED. DIAGRAM WAS 25 SHTS	4			
NIGHT SWITG. ADAPTOR CCT. DELETED. DIAGRAM WAS 17 SHTS	3			
K LEAD TO CARRIER VIA I.D.F. LOCAL ADDED.	2			
AMENDMENT PARTICULARS		ISSUE DATE	APPD	6
N.Z.P.O.		DRAWN	TRACED	CHECKED
		W.P.	S.H.	G.J.P.
				APPROVED
				G.C.A.
GBX 12330			SHEET	2-80

AUTO I.D.F. NOTE 3.2



CARRIER NOTE 3.2



- NOTE:-
- 3.1 TT LEADS TO I/C. TOLL SELR. AND TO SELECTOR LEVELS. ARE REQ'D. WHEN ONE OR MORE OF THE FOLLOWING CONDITIONS APPLY.
 - a) A.C. N.Z. TRANSIT.
 - b) MAGNETO TRANSIT.
 - c) PAD CONTROLLING TO LOOP. DIALLING JUNCTIONS.

3.2 ON SOME EARLIER EQUIPT. R/S WAS CABLED TO MAN. I.D.F.

FIG. C. EXCHANGES WITH SLEEVE DIALLING (MAN. BD. O/G. C.T. DIRECTLY CONNECTED.)

WITH TRANSIT SWITCHING & WITH KI TOTK TEST RACK CABLED VIA THE CARRIER I.D.F.

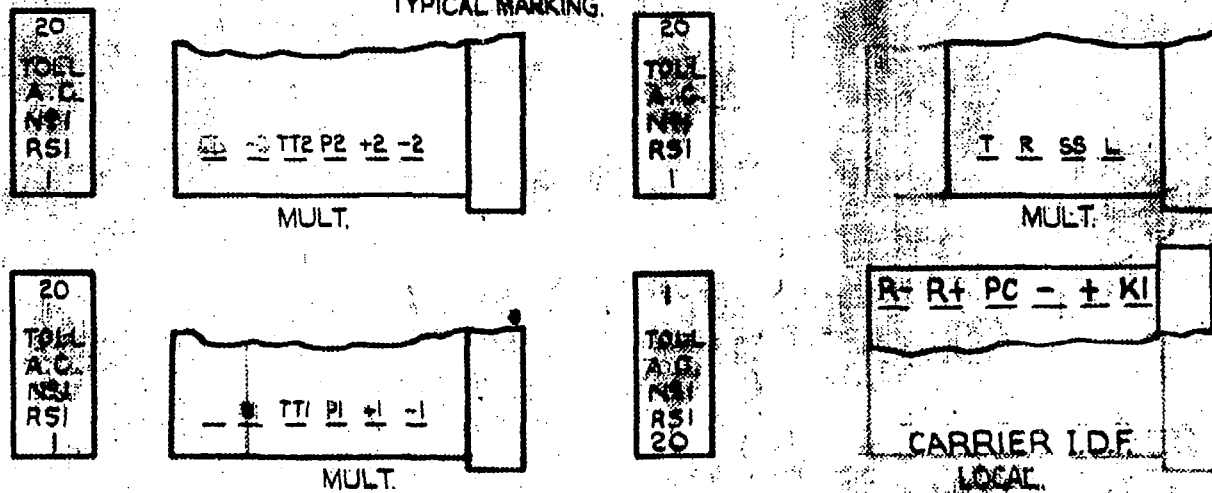


FIG. TITLE AMENDED. DIAGRAM WAS 15 SHTS	7	14-1-71	B.S.H.
NOTE 3.2 ADDED	6		
TITLE CHANGED. 'N' LEAD DELETED	5		
AUTO I.D.F. REFS DELETED. DIAGRAM WAS 25 SHTS	4		
NIGHT SWG. ADAPTOR C.T. DELETED. DIAGRAM WAS 15 SHTS	3		
'K' LEAD TO CARRIER VIA I.D.F. LOCAL ADDED.	2		

BOTHWAY TOLL LINE CIRCUIT FOR STEP-BY-STEP EXCHANGES N.Z. SIGNALLING SYSTEM A.C. No. 1.

AMENDMENT PARTICULARS		ISSUE DATE	APPD	S
N.Z.P.O.		DRAWN TRACED	CHECKED APPROVED	
		W.P. SH	G.S.O. 5.4.4	

GBX 12330

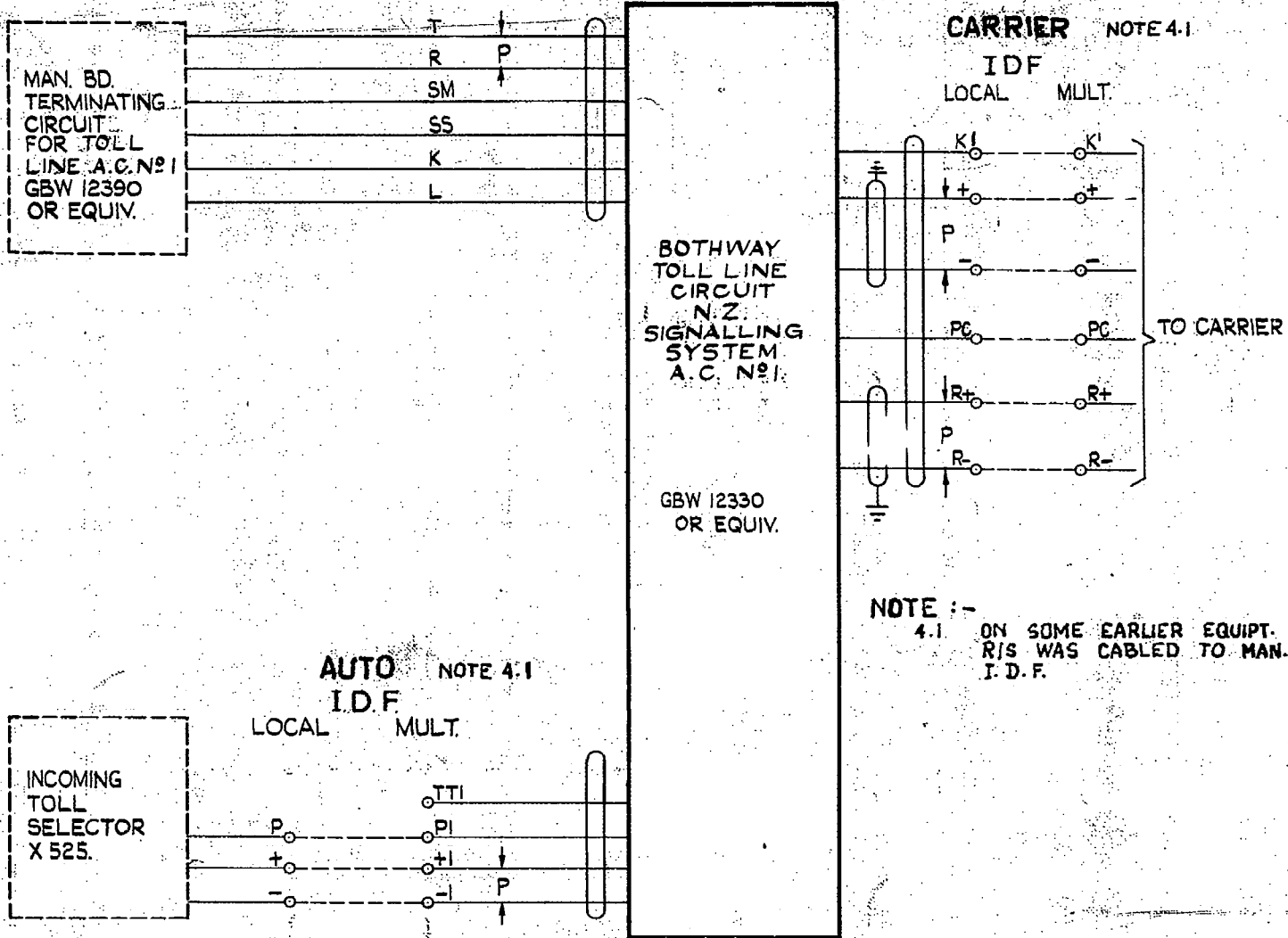


FIG. D SB. No 16 EXCHANGES.

WITH KI TO TK TEST RACK CABLED VIA THE CARRIER I.D.F.

I.D.F.
TYPICAL MARKING.

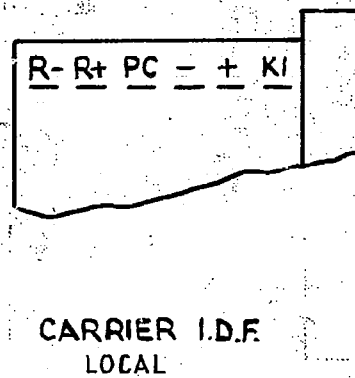

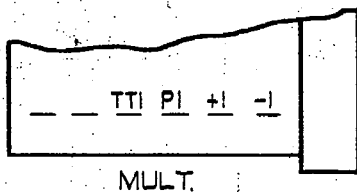


FIG. TITLE AMENDED, DIAGRAM WAS 15 SHTS	7	14.1.71	B. S. H.
NOTE 4.1 ADDED (18189)	6		
TITLE CHANGED. 'N' LEAD DELETED.	5		
REFS TO AUTO I.D.F. DELETED. DIAGRAM WAS 25 SHTS	4		
DIAGRAM WAS 13 SHEETS	3		
'K' LEAD TO CARRIER VIA I.D.F. LOCAL ADDED	2		
	1		

BOTHWAY TOLL LINE CIRCUIT FOR STEP-BY-STEP EXCHANGES N.Z. SIGNALLING SYSTEM A.C. No. 1

AMENDMENT PARTICULARS		ISSUE	DATE	APPD	S
N.Z.P.O.		DRAWN W.P.	TRACED S.H.	CHECKED F.S.O.	APPROVED B.W.A.
GBX 12330					SHEET 4-30

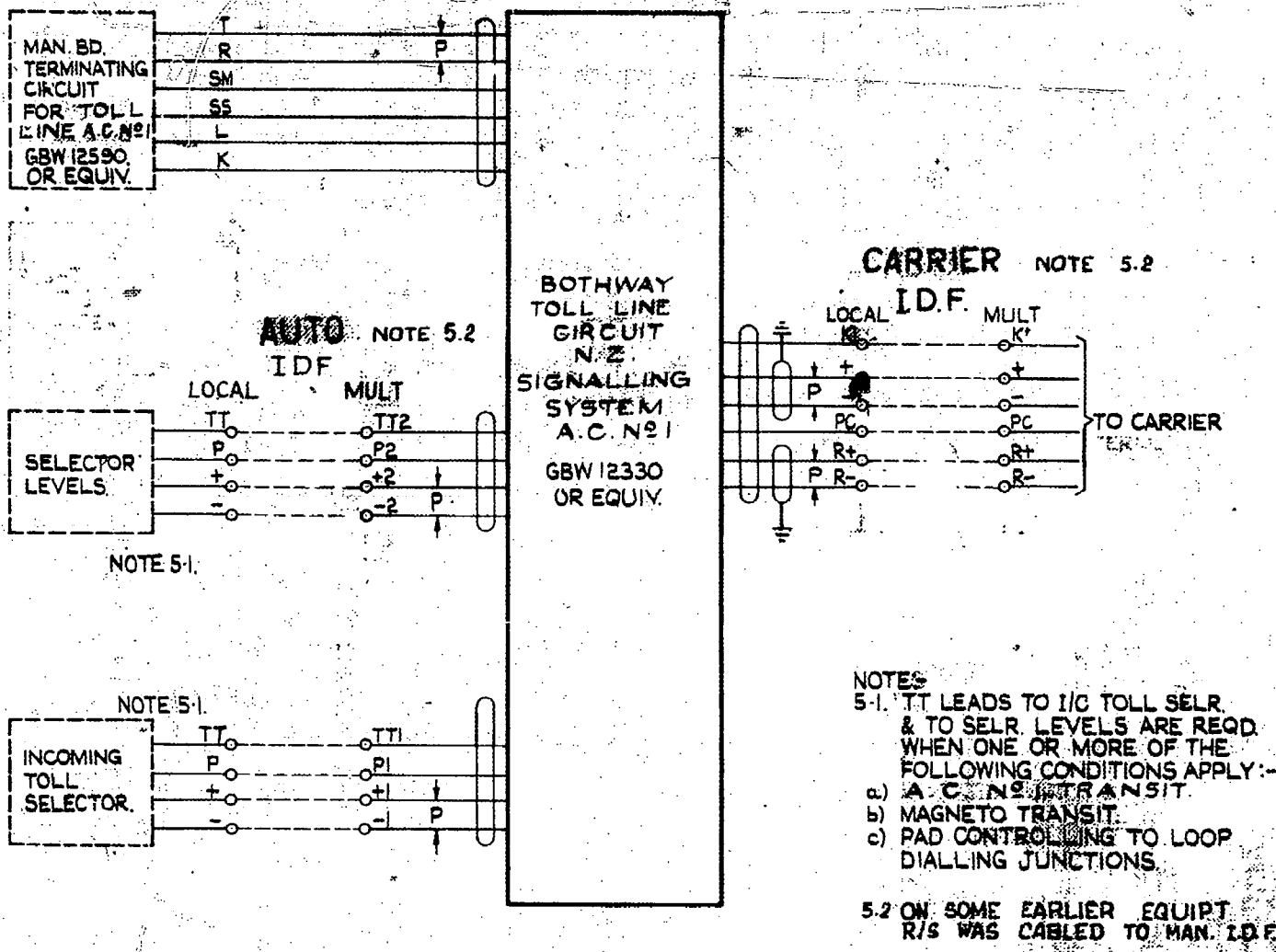


FIG. E. EXCHANGES USING MAN. BD. CIRCUIT TO N.Z. DGM. W4025. WITH TRANSIT SWITCHING & WITH KI TO TK TEST RACK CABLED VIA THE CARRIER I.D.F.

I.D.F. TYPICAL MARKING.

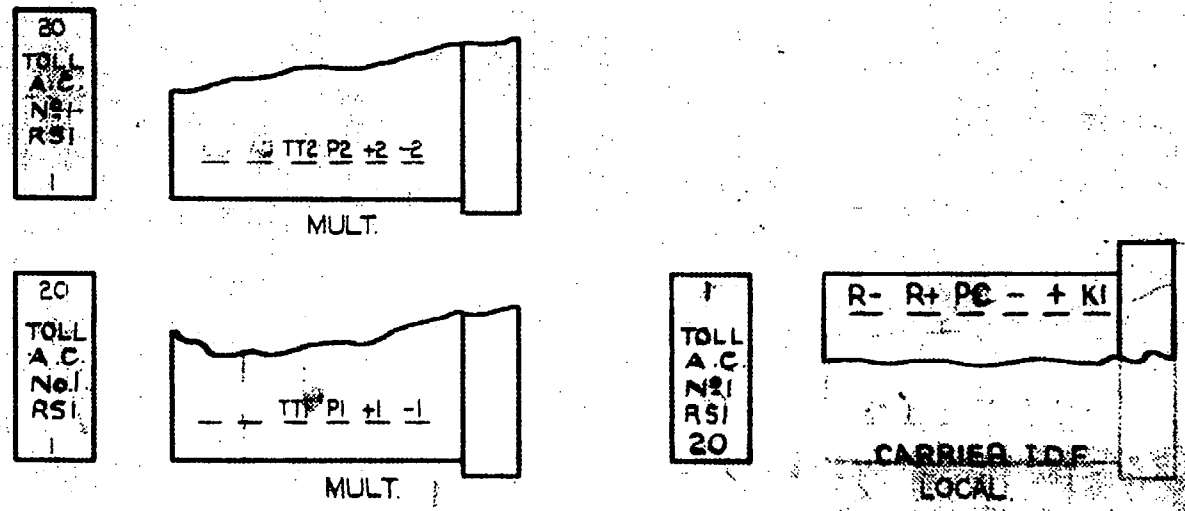


FIG. TITLE AMENDED, DIAGRAM WAS 15 SHTS.	7	14-1-71	B.S.-H
NOTE 5.2 ADDED (18189)	6		
TITLE CHANGED, 'N' LEAD DELETED.	5		
AUTO I.D.F. REFS. DELETED, DIAGRAM WAS 25 SHTS.	4		
NIGHT SWITG ADAPTOR CCT DELETED, DIAGRAM WAS 13 SHTS.	3		
'K' LEAD TO CARRIER VIA I.D.F. LOCAL ADDED.	2		

BOTHWAY TOLL LINE CIRCUIT FOR STEP-BY-STEP EXCHANGES N.Z. SIGNALLING SYSTEM A.C. No. 1.

AMENDMENT PARTICULARS		ISSUE DATE	APPD	S
N.Z.P.O.	DRAWN TRACED	CHECKED	APPROVED	GBW 12330
	W.P. S.H.	F.J.O.	A.H.B.	SHEET 5-80

AUTO I.D.F. NOTE 6.2

CARRIER I.D.F. NOTE 6.2

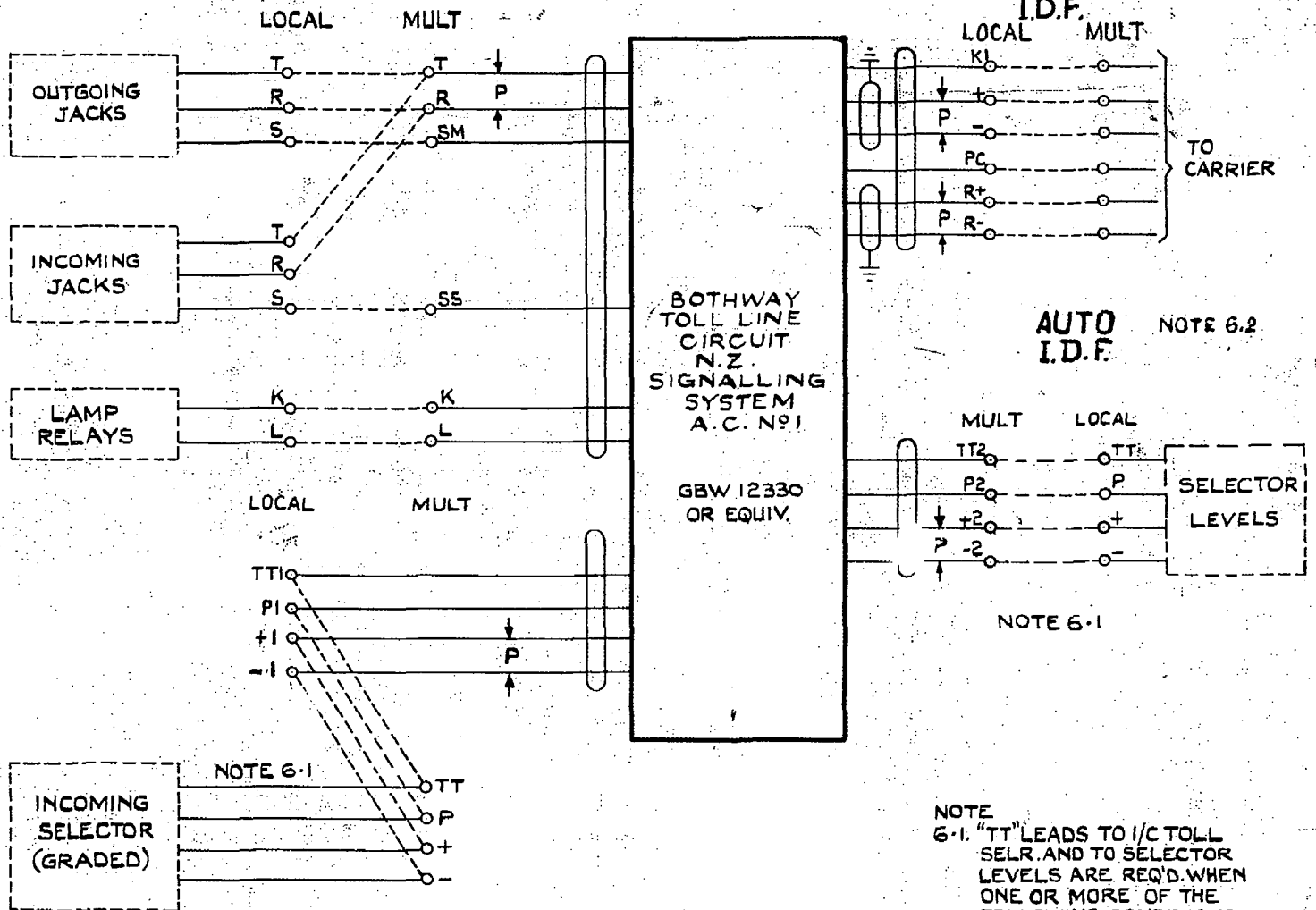


FIG. F SLEEVE CONTROL EXCHANGES (GRADED SELECTORS)

& WITH KI TO TK TEST RACK CABLED VIA THE CARRIER I.D.F.

I.D.F. TYPICAL MARKING

NOTE 6.1. "TT" LEADS TO I/C TOLL SELR. AND TO SELECTOR LEVELS ARE REQ'D. WHEN ONE OR MORE OF THE FOLLOWING CONDITIONS APPLY:

- a) A.C. No. 1 TRANSIT
- b) MAGNETO TRANSIT
- c) PAD CONTROLLING TO LOOP DIALLING JUNCTIONS.

6.2 ON SOME EARLIER EQUIPT R/S WAS CABLED TO MAN I.D.F.

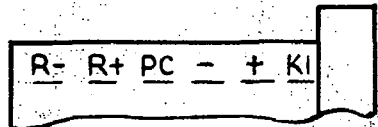

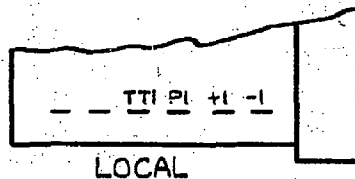
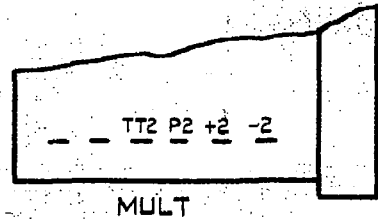



FIG. TITLE AMENDED, DIAGRAM WAS 15 SHTS.	7	14.1.71	B.G.H.
NOTE 6.2 ADDED (18189)	6		
TITLE CHANGED. 'N' LEAD DELETED.	5		
AUTO I.D.F. REFS DELETED. DIAGRAM WAS 25 SHTS.	4		
NIGHT SWITG ADAPTOR CCT. DELETED. DIAG. WAS 13 SHEETS	3		
K' LEAD TO CARRIER VIA I.D.F. LOCAL ADDED	2		
	1		

BOTHWAY TOLL LINE CIRCUIT FOR STEP-BY-STEP EXCHANGES N.Z. SIGNALLING SYSTEM A.C. No. 1.

AMENDMENT PARTICULARS				ISSUE	DATE	APPD.	S
N.Z.P.O.	DRAWN W.P.	TRACED H.T.	CHECKED F.J.O.	APPROVED F.G.B.			

GBX 12330

SHEET 6-30

AUTO I.D.F. NOTE 7.2

CARRIER I.D.F. NOTE 7.2

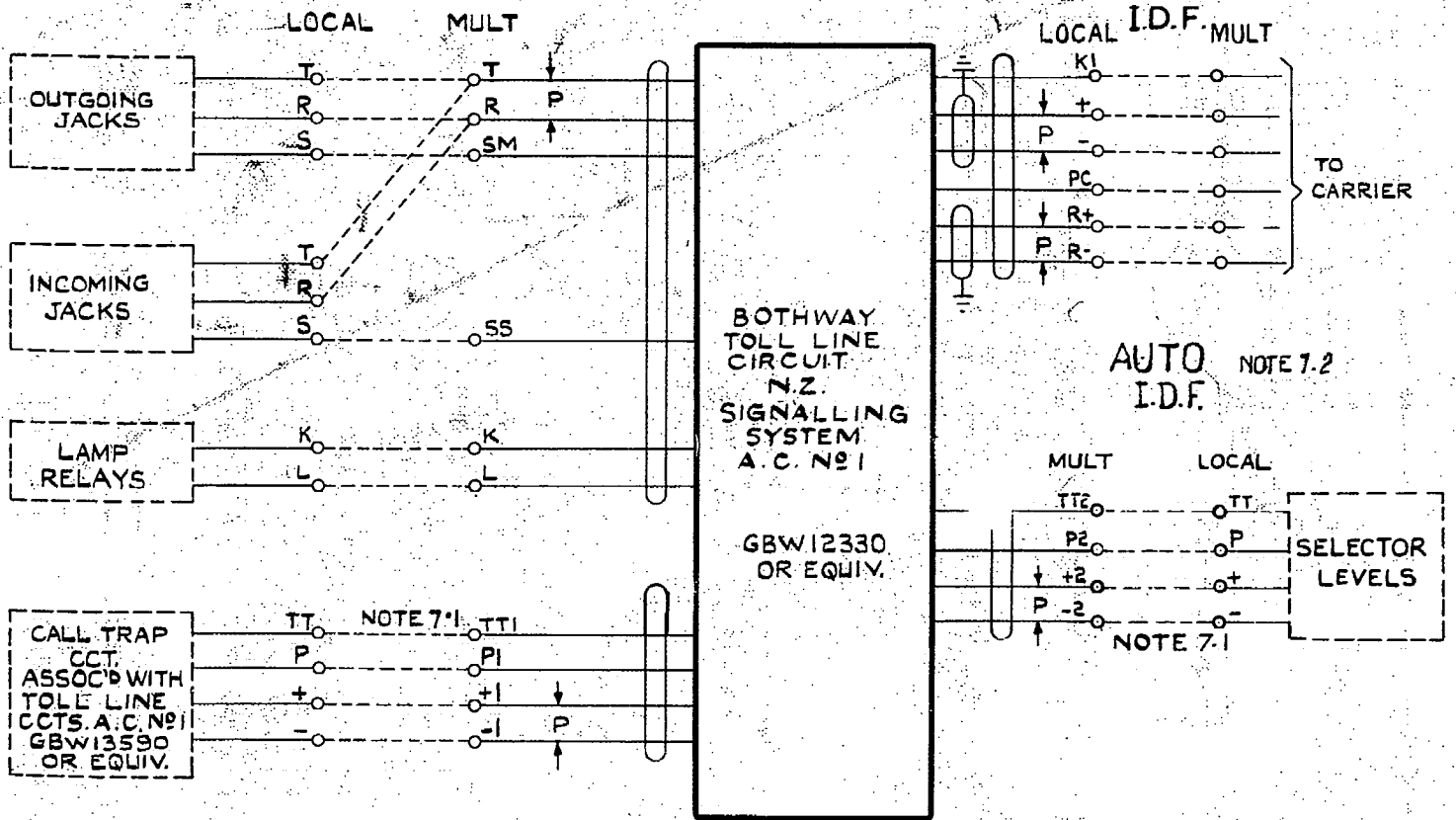


FIG. G.

SLEEVE CONTROL EXCHANGES
NON GRADED SELECTORS
WITH CALL TRAP CIRCUIT.
WITH TRANSIT SWITCHING & WITH KI
TO TK TEST RACK CABLED VIA THE CARRIER I.D.F.

NOTE
 7.1. "TT" LEADS TO CALL TRAP CCT. AND TO SELECTOR LEVELS ARE REQD WHEN ONE OR MORE OF THE FOLLOWING CONDITIONS APPLY:
 a) A.C. No 1 TRANSIT.
 b) MAGNETO TRANSIT.
 c) PAD CONTROLLING TO LOOP DIALLING JUNCTIONS.

I.D.F. TYPICAL MARKING

7.2 ON SOME EARLIER EQUIPT R/S WAS CABLED TO MAN. I.D.F.

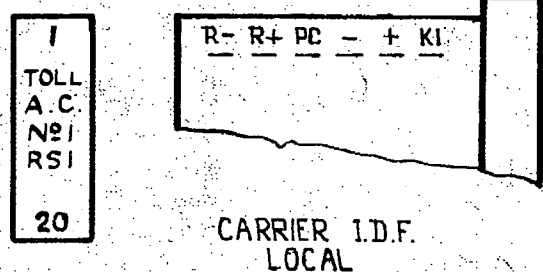
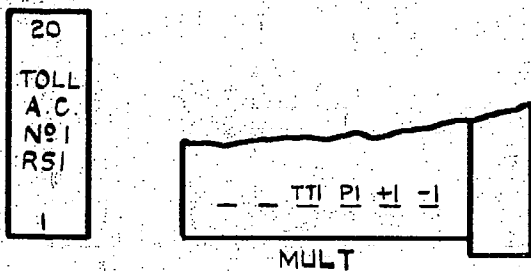
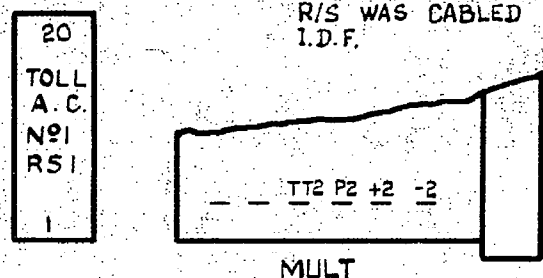
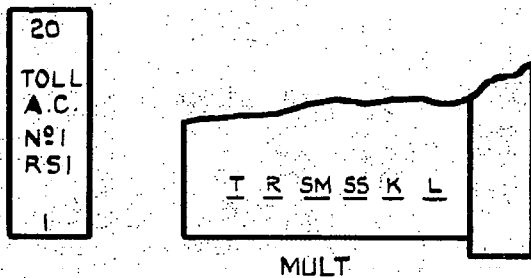
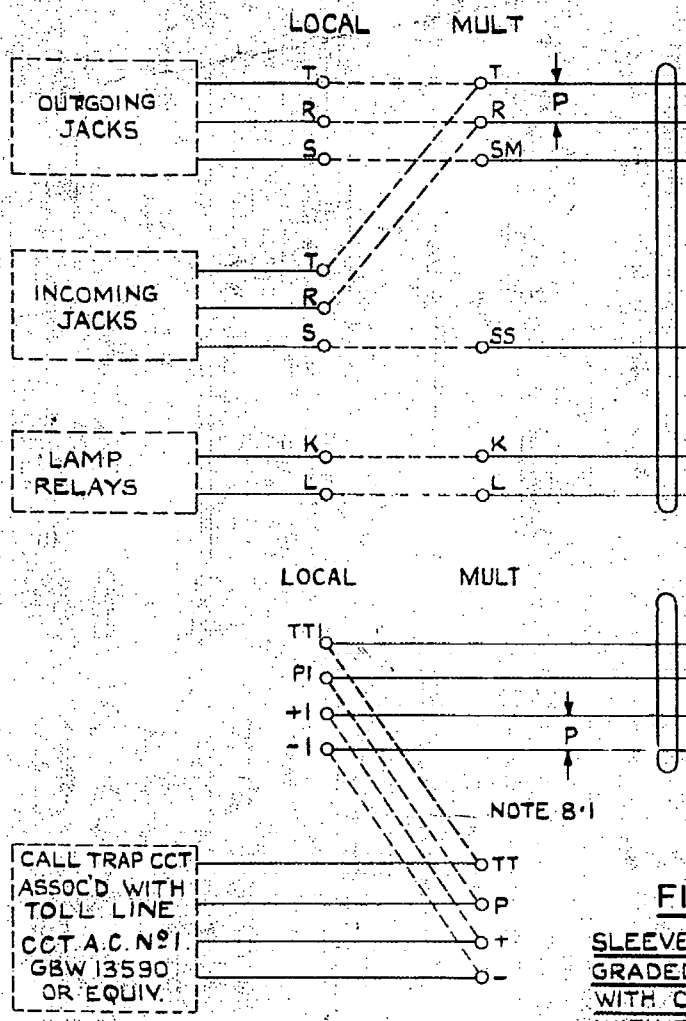


FIG. TITLE AMENDED, DIAGRAM WAS 15 SHTS.	7	14.1.71	B.S.H
NOTE 7.2 ADDED.	6		
TITLE CHANGED. 'N' LEAD DELETED.	5		
AUTO I.D.F. REFS DELETED. DIAGRAM WAS 25 SHTS.	4		
NIGHT SWITG ADAPTOR CCT. DELETED. DIAG WAS 13 SHEETS	3		
K LEAD TO CARRIER VIA I.D.F. LOCAL ADDED	2		
	1		

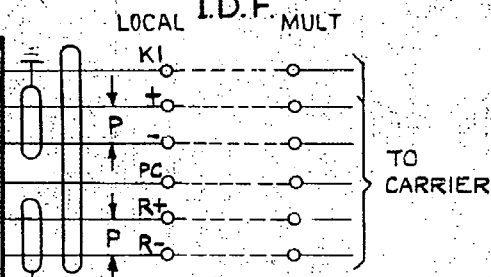
BOTHWAY TOLL LINE CIRCUIT FOR STEP-BY-STEP EXCHANGES N.Z. SIGNALLING SYSTEM A.C. No.1.

AMENDMENT PARTICULARS	ISSUE	DATE	APPD.	S
-----------------------	-------	------	-------	---

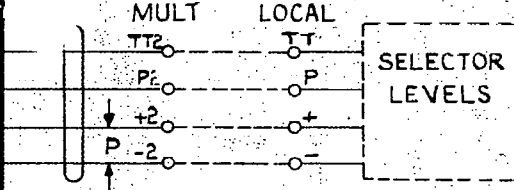
AUTO I.D.F. NOTE 8.2



CARRIER I.D.F. NOTE 8.2



AUTO I.D.F. NOTE 8.2



BOTHWAY TOLL LINE CIRCUIT N.Z. SIGNALLING SYSTEM A.C. No.1
GBW12330 OR EQUIV.

FIG. H

SLEEVE CONTROL EXCHANGES GRADED SELECTORS WITH CALL TRAP CCT. WITH TRANSIT SWITCHING & WITH KI TO TK TEST RACK CABLED VIA THE CARRIER I.D.F.

NOTE
8.1 "TT" LEADS TO CALL TRAP CCT. AND TO SELECTOR LEVELS ARE REQ'D WHEN ONE OR MORE OF THE FOLLOWING CONDITIONS APPLY:
a) A.C. No.1 TRANSIT
b) MAGNETO TRANSIT
c) PAD CONTROLLING TO LOOP DIALLING JUNCTIONS.

I.D.F. TYPICAL MARKING

8.2 ON SOME EARLIER EQUIPT R/S WAS CABLED TO MAN. I.D.F.

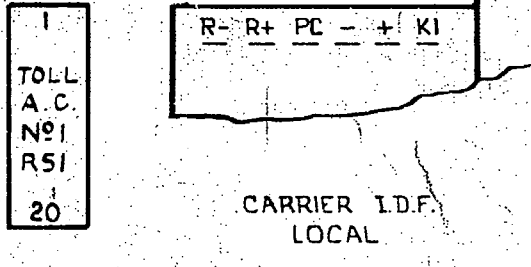
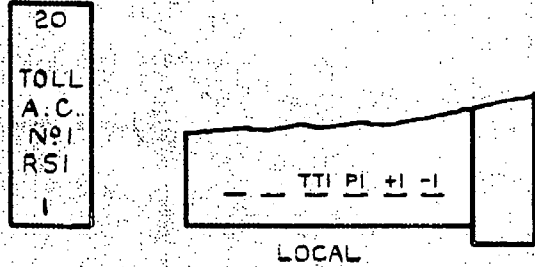
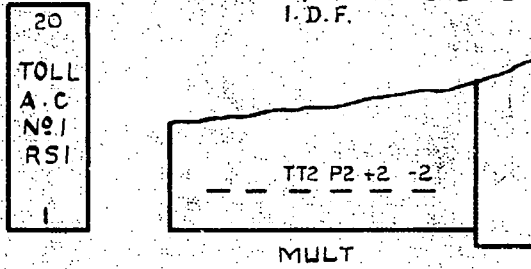
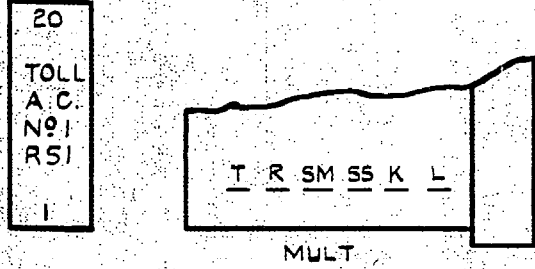
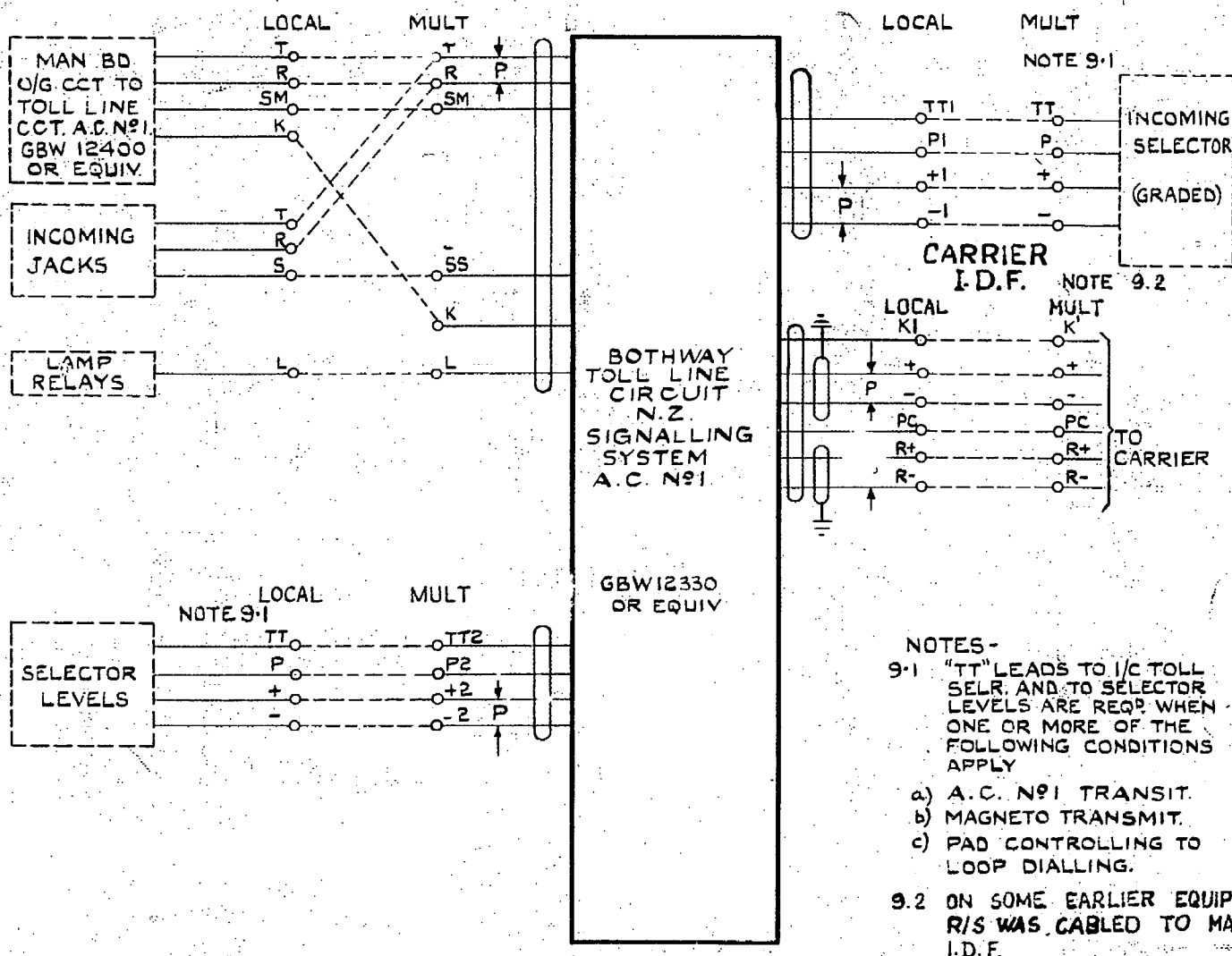


FIG. TITLE AMENDED. DIAGRAM WAS 15 SHTS	7	14.1.71	B.G.H.
NOTE 8.2 ADDED (18189)	6		
TITLE CHANGED. 'N' LEAD DELETED	5		
AUTO I.D.F. REFS DELETED. DIAGRAM WAS 25 SHTS	4		
NIGHT SWITG ADAPTOR CCT DELETED. DIAGRAM WAS 13 SHEETS	3		
K LEAD TO CARRIER VIA I.D.F. LOCAL ADDED	2		
	1		

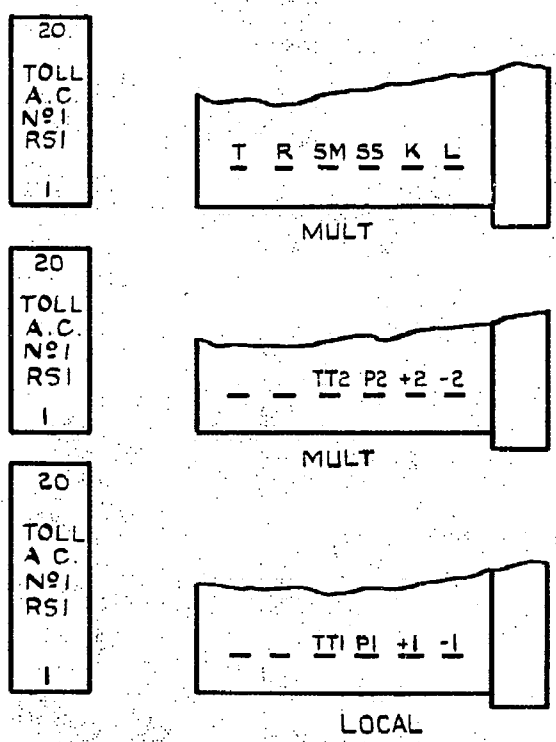
BOTHWAY TOLL LINE CIRCUIT FOR STEP-BY-STEP EXCHANGES N.Z. SIGNALLING SYSTEM A.C. No.1.

AMENDMENT PARTICULARS	ISSUE	DATE	APPD.	S
-----------------------	-------	------	-------	---

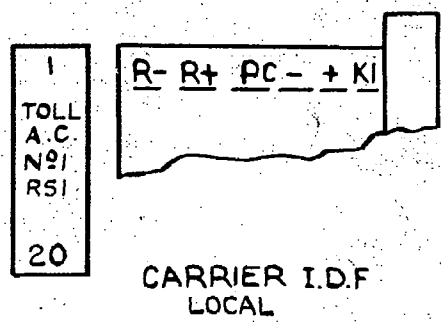


- NOTES -
- 9.1 "TT" LEADS TO I/C TOLL SELR. AND TO SELECTOR LEVELS ARE REQD WHEN ONE OR MORE OF THE FOLLOWING CONDITIONS APPLY
 - a) A.C. No. 1 TRANSIT.
 - b) MAGNETO TRANSMIT.
 - c) PAD CONTROLLING TO LOOP DIALLING.
 - 9.2 ON SOME EARLIER EQUIPT R/S WAS CABLED TO MAN. I.D.F.

FIG. J. EXCHANGES WITH SLEEVE DIALLING
(MAN. BD. 0/G CCT. CONNECTED VIA I.D.F.)
(GRADED SELECTORS)
WITH TRANSIT SWITCHING & WITH KI TO TK
TEST RACK CABLED VIA THE CARRIER I.D.F.



I.D.F.
TYPICAL MARKING

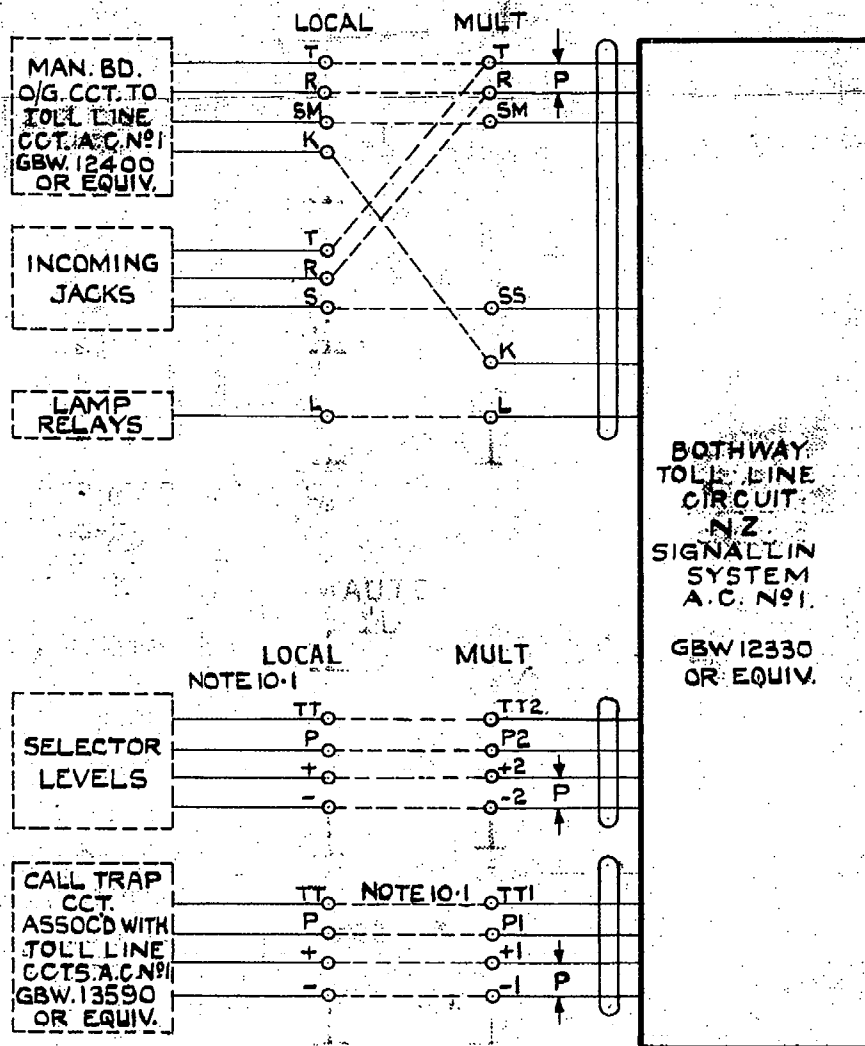


CARRIER I.D.F.
LOCAL

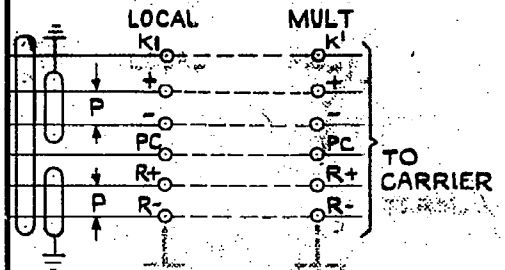
FIG. TITLE AMENDED, DIAGRAM WAS 15 SHTS.	7	14.1.71	B.S.H.
NOTE 9.2 ADDED (18189)	6		
TITLE CHANGED N LEAD DELETED.	5		
AUTO I.D.F. REFS. DELETED. DIAGRAM WAS 25 SHTS	4		
NIGHT SWITG ADAPTOR. CCT DELETED. DIAGRAM WAS 13 SHTS	3		
K' LEAD TO CARRIER VIA I.D.F. LOCAL ADDED	2		
	1		
AMENDMENT PARTICULARS		ISSUE	DATE
N.Z.P.O.		DRAWN W.P.	TRACED H.T.
		CHECKED F.J.O.	APPROVED

BOTHWAY TOLL LINE CIRCUIT
FOR STEP-BY-STEP EXCHANGES
N.Z. SIGNALLING SYSTEM
A.C. No. 1.

**AUTO NOTE 10.2
I.D.F.**

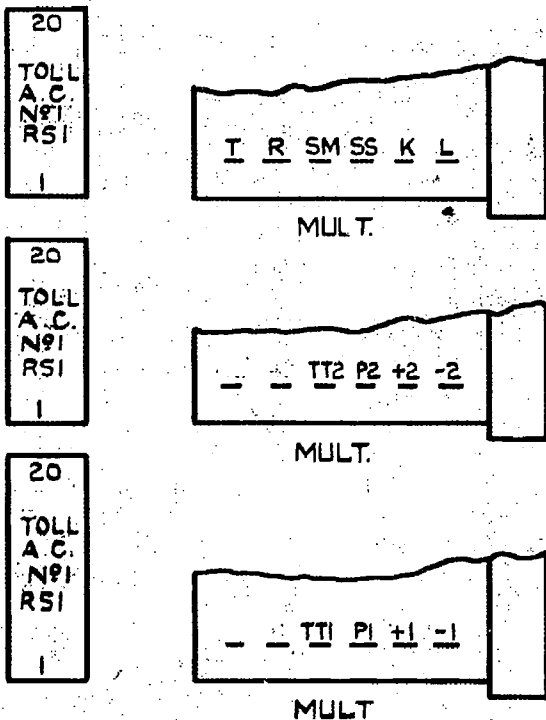


**CARRIER NOTE 10.2
I.D.F.**

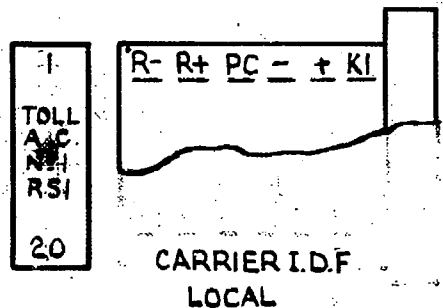


- NOTES:-
- 10.1. "TT" LEADS TO CALL TRAP CCT. AND TO SELECTOR LEVELS ARE REQD. WHEN ONE OR MORE OF THE FOLLOWING CONDITIONS APPLY
 - a) A.C. No. 1 TRANSIT.
 - b) MAGNETO TRANSIT.
 - c) PAD CONTROLLING TO LOOP DIALLING.
 - 10.2. ON SOME EARLIER EQUIPT R/S WAS CABLED TO MAN. I.D.F.

FIG. K EXCHANGES WITH SLEEVE DIALLING (MAN. BD O/G. CCT. CONNECTED VIA I.D.F.) WITH NON GRADED SELRS & CALL TRAP CIRCUIT. WITH TRANSIT SWITCHING & WITH KI TO TK TEST RACK CABLED VIA THE CARRIER I.D.F.



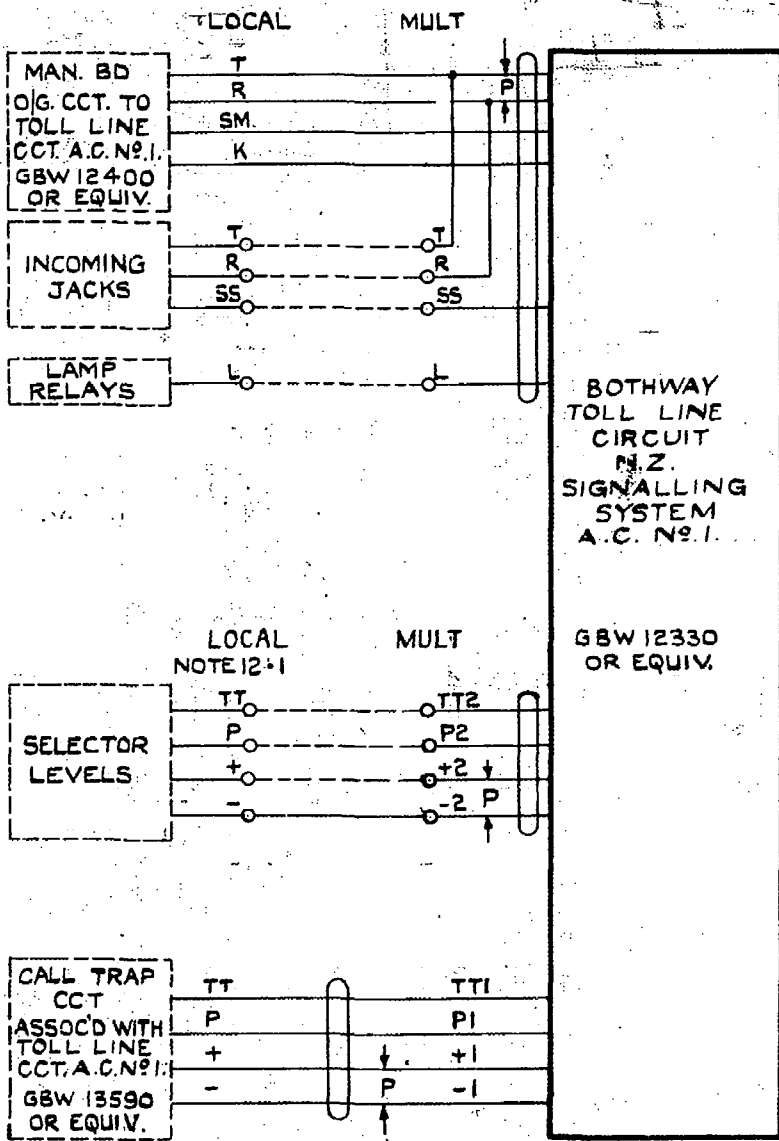
I.D.F.
TYPICAL MARKING



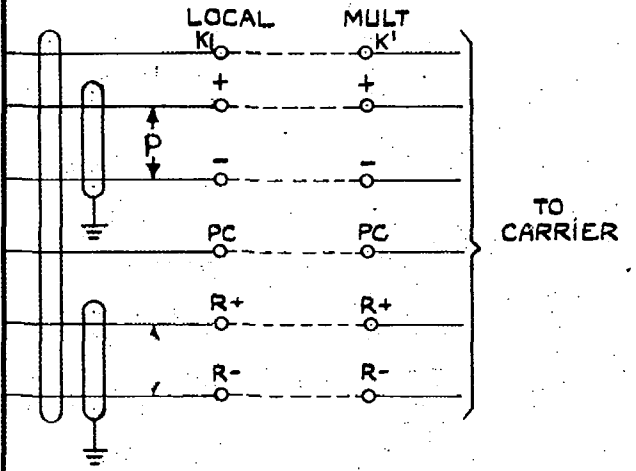
CARRIER I.D.F.
LOCAL

FIG. TITLE AMENDED. DIAGRAM WAS 15 SHTS.	7	14.1.71	B.S.H.	BOTHWAY TOLL LINE CIRCUIT FOR STEP-BY-STEP EXCHANGES N.Z. SIGNALLING SYSTEM A.C. No. 1	
NOTE 10.2. ADDED (18182)	6				
AUTO I.D.F. REFS DELETED. DIAGRAM WAS 25 SHTS.	5				
NIGHT SWITG ADAPTOR CCT DELETED. DIAGRAM WAS 13 SHTS.	4				
'K' LEAD TO CARRIER VIA I.D.F. LOCAL ADDED	3				
	2				
	1				
AMENDMENT PARTICULARS				ISSUE DATE APPD.	S
				GBX 12330	SHEET 10-30
N.Z.P.O.	DRAWN W.P.	TRACED H.T.	CHECKED F.J.O.	APPROVED	

AUTO I.D.F. NOTE 12.2



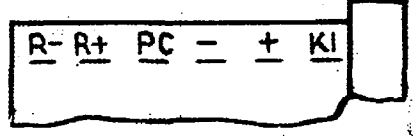
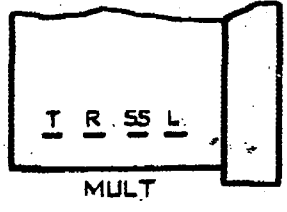
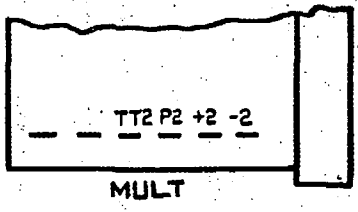
CARRIER I.D.F. NOTE 12.2



NOTE-
 12.1 "TT" LEADS TO SELECTOR LEVELS ARE REQ^d WHEN EITHER OR BOTH OF THE FOLLOWING CONDITIONS APPLY
 a) A.C. N^o1 TRANSIT.
 b) PAD CONTROLLING TO LOOP DIALLING JUNCTIONS.
 12.2 ON SOME EARLIER EQUIPT R/S WAS CABLED TO MULT. I.D.F.

FIG.M. EXCHANGES WITH SLEEVE DIALLING (MAN. BD. O/G CCT & CALL TRAP CCT DIRECTLY CONNECTED)

I.D.F. TYPICAL MARKING WITH TRANSIT SWITCHING & WITH KI TO TK TEST RACK CABLED VIA THE CARRIER I.D.F.



CARRIER I.D.F. LOCAL

FIG. TITLE AMENDED. DIAGRAM WAS 15 SHTS	7	14.1.71	B/S.H
NOTE 12.2 ADDED (18189)	6		
TITLE CHANGED	5		
AUTO I.D.F. REFS. DELETED. DIAGRAM WAS 25 SHTS	4		
NIGHT SWITG ADAPTOR CCT DELETED. DIAGRAM WAS 13 SHTS	3		
'K' LEAD TO CARRIER VIA I.D.F. LOCAL ADDED	2		
	1		

BOTHWAY TOLL LINE CIRCUIT FOR STEP-BY-STEP EXCHANGES N.Z. SIGNALLING SYSTEM A.C. No.1. EXH. 12330

AMENDMENT PARTICULARS		ISSUE DATE	APPD.	S
N.Z.P.O.	DRAWN W.P.	TRACED H.T.	CHECKED F.J.O.	APPROVED B.S.G.
GBX 12330			SHEET 12-30	

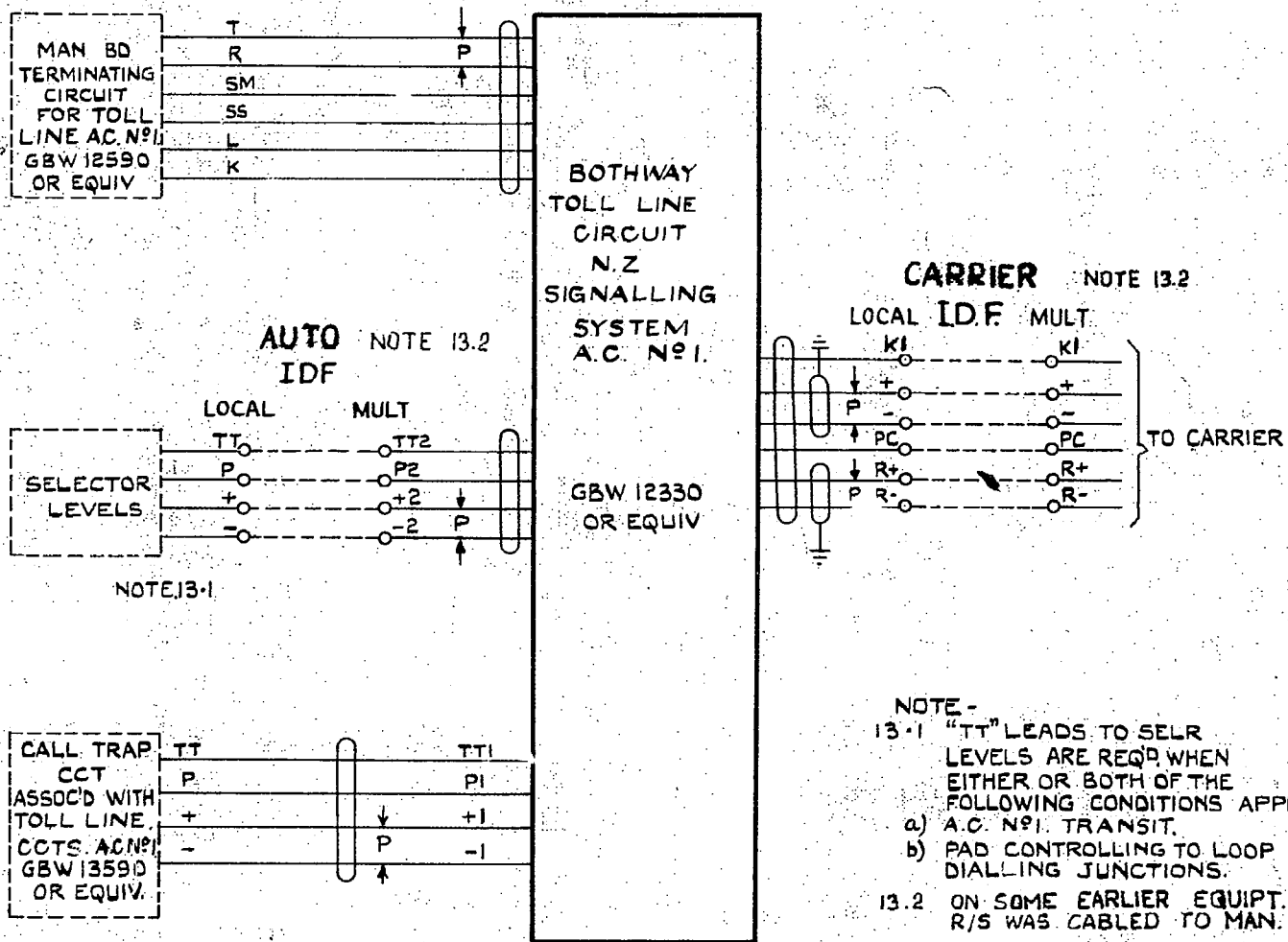
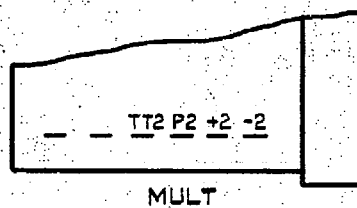


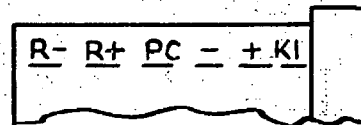
FIG N. EXCHANGES USING MAN. BD. CIRCUIT TO N.Z. DGM. W4025 WITH DIRECTLY CONNECTED CALL TRAP CCT. WITH TRANSIT SWITCHING. & WITH KI TO TK TEST RACK CABLED VIA THE CARRIER I.D.F.

I.D.F. TYPICAL MARKING

20
TOLL
A.C.
No. 1
RSI
1



1
TOLL
A.C.
No. 1
RSI.
20

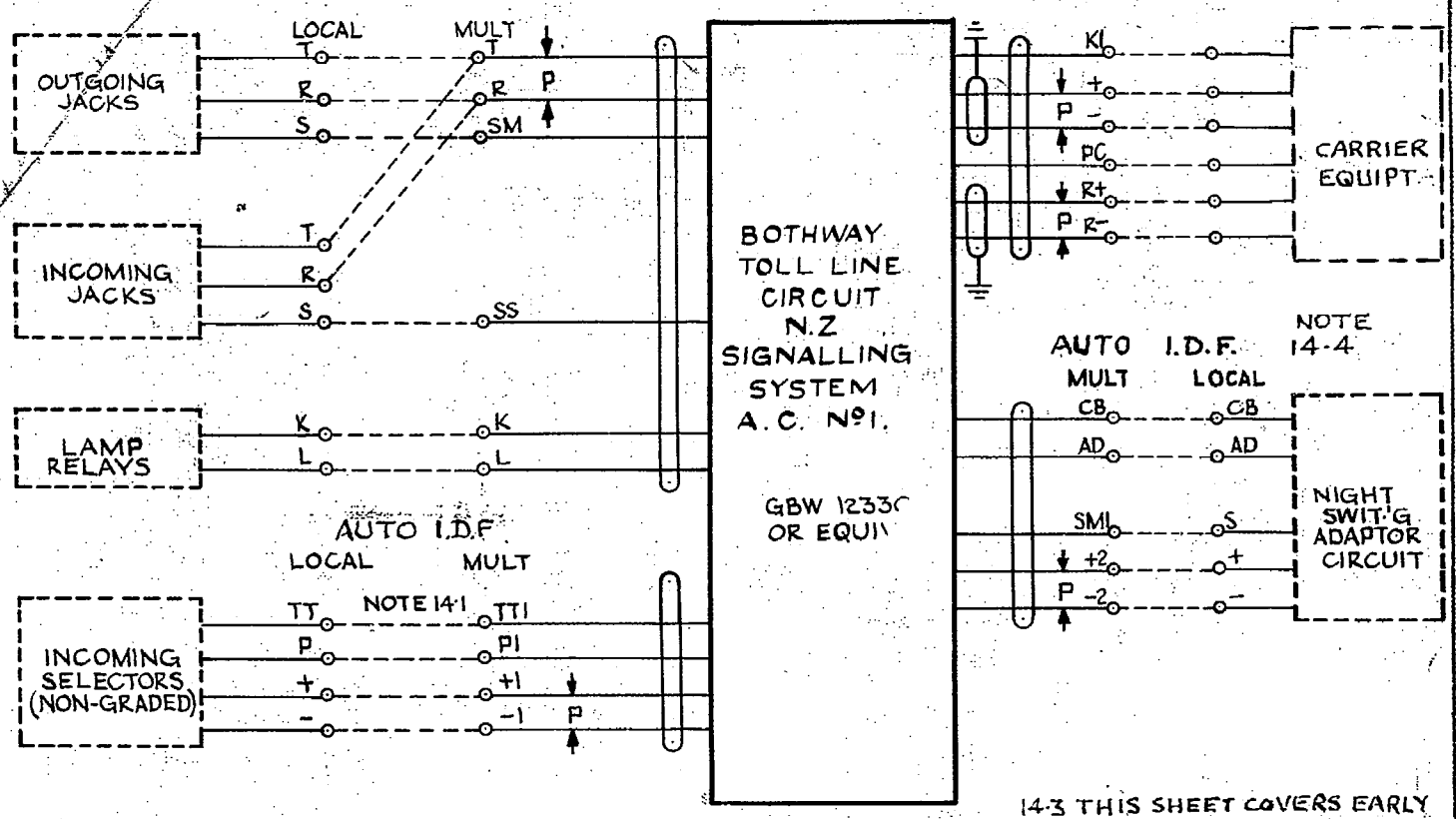


CARRIER I.D.F.
LOCAL

FIG. TITLE AMENDED, DIAGRAM WAS 15 SHTS	7	14.1.71	B.S.H	BOTHWAY TOLL LINE CIRCUIT FOR STEP-BY-STEP EXCHANGES N.Z. SIGNALLING SYSTEM A.C. No. 1.	
NOTE 13.2 ADDED (18189)	6				
TITLE CHANGED	5				
AUTO I.D.F. REFS DELETED, DIAGRAM WAS 25 SHTS	4				
NIGHT SWITG ADAPTOR CCT DELETED, DIAGRAM WAS 13 SHEETS	3				
K' LEAD TO CARRIER VIA I.D.F. LOCAL ADDED.	2				
AMENDMENT PARTICULARS	ISSUE	DATE	APPD.	S	
N.Z.P.O.	DRAWN W.P.	TRACED H.T.	CHECKED F.J.O.	APPROVED	GBX 12330
					SHEET 13-30

AUTO I.D.F. NOTE 14.4

CARRIER I.D.F.
LINE OFFICE



14.4 ON SOME EARLIER EQUIPT R/S WAS CABLED TO MAN I.D.F.

14-3 THIS SHEET COVERS EARLY INSTALLATIONS OF TR1039 DESIGN. IT ALSO COVERS THOSE INSTALLED PRIOR TO ADDENDUM 2 OF TR1039.

- NOTE
- 14-1 'T' LEADS TO 1/C TOLL SELR ARE REQUIRED WHEN ONE OR MORE OF THE FOLLOWING CONDITIONS APPLY
 - (a) A.C. No. 1 TRANSIT.
 - (b) MAGNETO TRANSIT
 - (c) PAD CONTROLLING TO LOOP DIALLING JUNCTIONS

14-2 ON EQPT. PRIOR TO ISSUE 3. LEAD WAS NOT CABLED TO SMI. TERMINAL ON I.D.F. MULT.

FIG.P SLEEVE CONTROL EXCHANGES (NON GRADED SELECTORS)

WITH NIGHT SWITCHING & WITH KI TO TK TEST RACK CABLED VIA THE CARRIER I.D.F.

I.D.F. TYPICAL MARKING

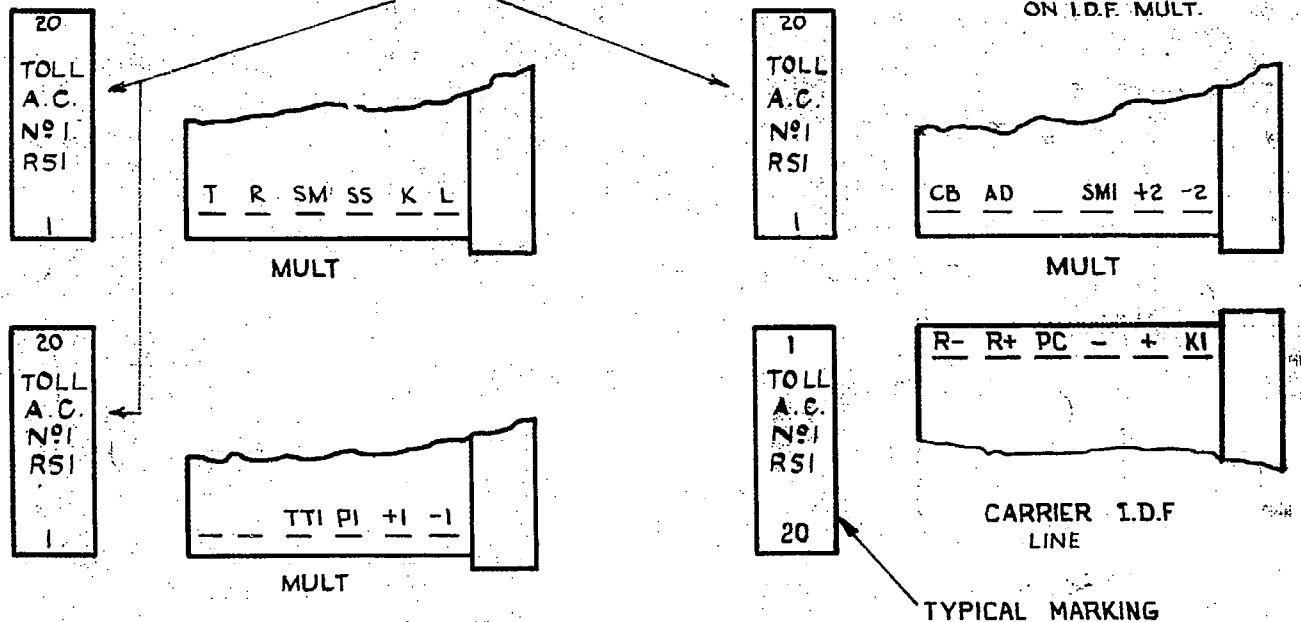


FIG. TITLE AMENDED, DIAGRAM WAS 15 SHTS.	7	14-1-71	B.S.H.
NOTE 14.4 ADDED (18189)	6		
TITLE CHANGED, N LEAD DELETED	5		
AUTO I.D.F. REF. DELETED, NOTE 14.3 ADDED, WAS 14-25	4		
	3		
AMENDMENT PARTICULARS	ISSUE	DATE	APPD

BOTHWAY TOLL LINE CIRCUIT FOR STEP-BY-STEP EXCHANGES N.Z. SIGNALLING SYSTEM A.C. No. 1.

N.Z.P.O. DRAWN G.A. CHECKED J.J.O. WIRING J.J.O. CIRCUIT J.J.O.

GBX 12330

SHEET 14-30

LOCAL MULT

LINE OFFICE

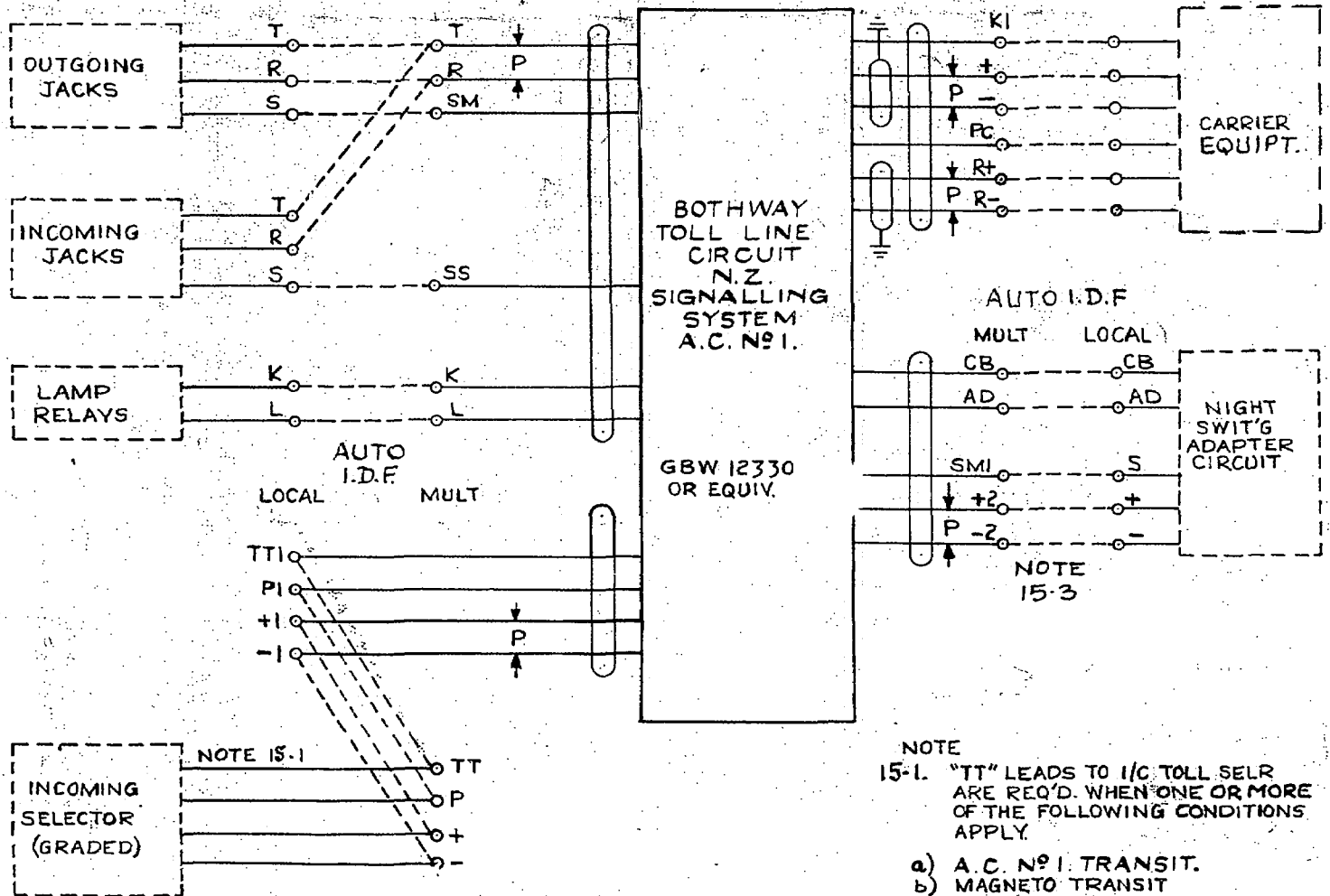
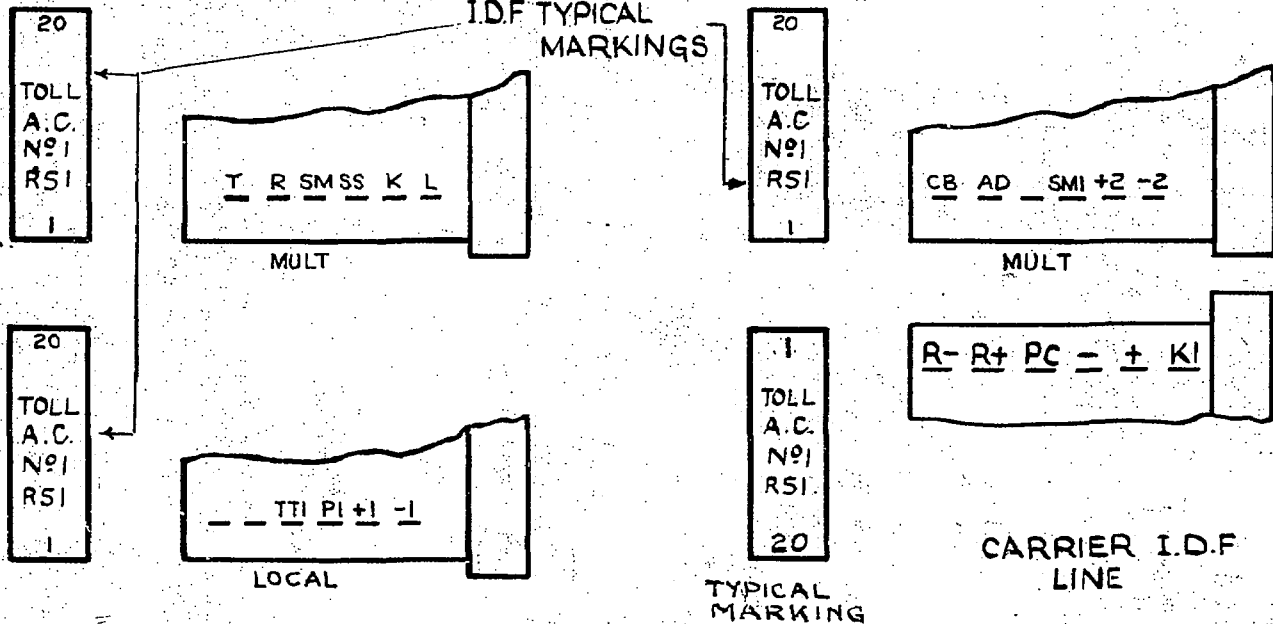


FIG. Q SLEEVE CONTROL EXCHANGES (GRADED SELECTORS)

WITH NIGHT SWITCHING & WITH KI TO TK TEST RACK CABLED VIA THE CARRIER I.D.F.

I.D.F. TYPICAL MARKINGS

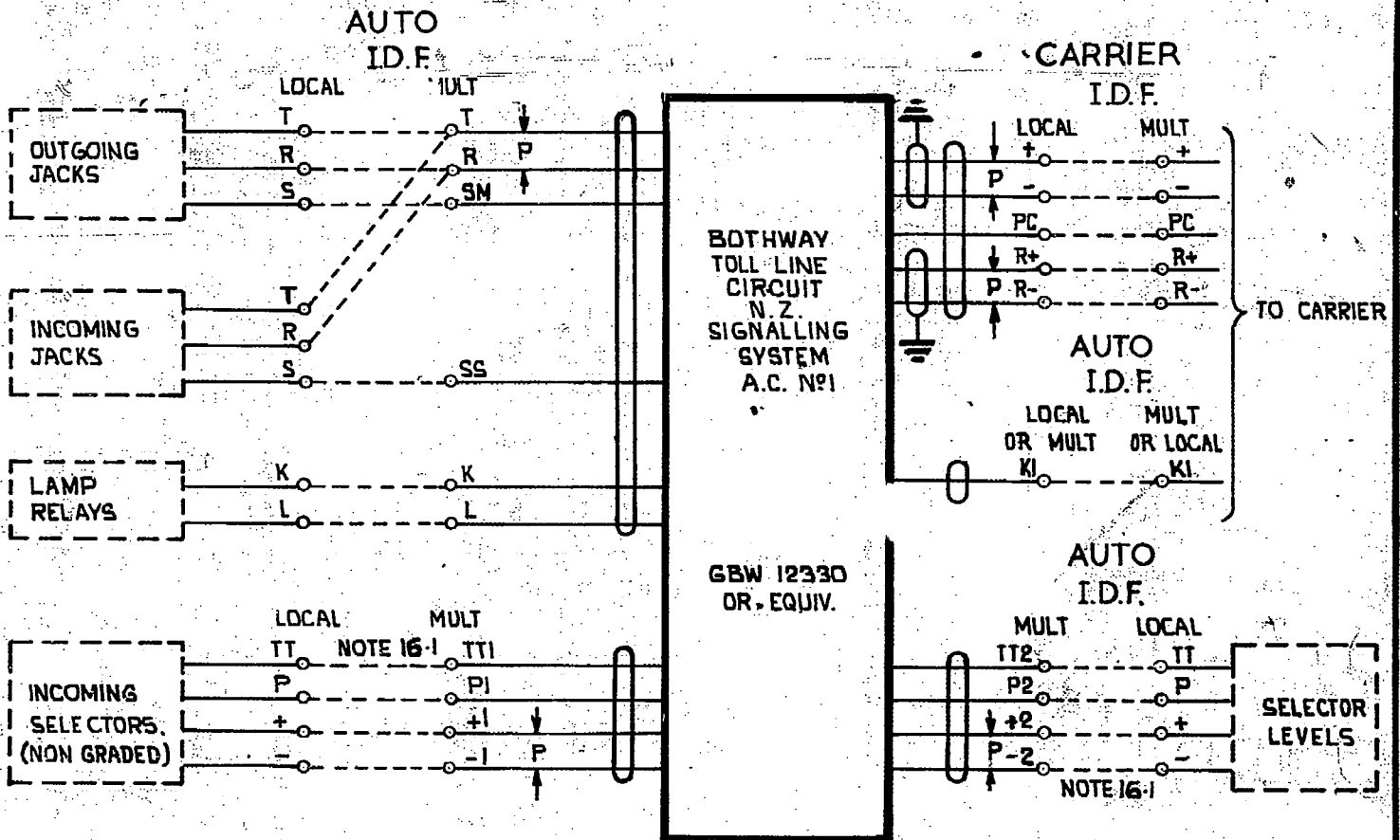


NOTE

- 15-1. "TT" LEADS TO I/C TOLL SELR ARE REQ'D. WHEN ONE OR MORE OF THE FOLLOWING CONDITIONS APPLY.
 - a) A.C. No. 1 TRANSIT.
 - b) MAGNETO TRANSIT
 - c) PAD CONTROLLING TO LOOP DIALLING JUNCTIONS.
- 15-2. ON EQPT. PRIOR TO ISSUE 3 LEAD WAS NOT CABLED TO SMI TERMINAL ON MAN. I.D.F. MULT.
- 15.3. ON SOME EARLIER EQUIPT. R/S WAS CABLED TO MAN. I.D.F.

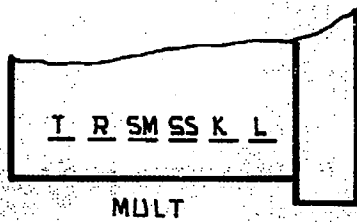
FIG. TITLE AMENDED. DIAGRAM WAS 15. SHTS				7	14.1.71	B.S.H.	BOTHWAY TOLL LINE CIRCUIT FOR STEP-BY-STEP EXCHANGES NZ. SIGNALLING SYSTEM A.C. No. 1.
NOTE 15.3 ADDED (18189)				6			
TITLE CHANGED 'N' LEAD DELETED.				5			
AUTO I.D.F. REF. DELETED DIAGRAM WAS 18-25				4			
AMENDMENT PARTICULARS				3			
N.Z.P.O.				DRAWN	CHECKED	WIRING	CIRCUIT
				G.A.	J.P.		
				GBX 12330			SHEET 15-30

FIG. R SLEEVE CONTROL EXCHANGES (NON GRADED SELECTOR) WITH TRANSIT SWITCHING & WITH KI TO TK TEST RACK CABLED VIA THE AUTO I.D.F.

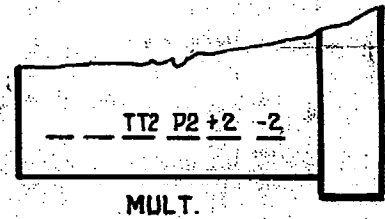


I.D.F. TYPICAL MARKING

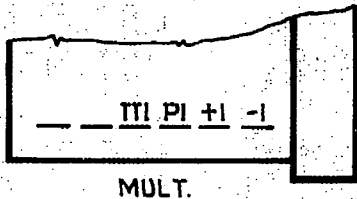
20
TOLL
A.C.
No 1
RS1
1



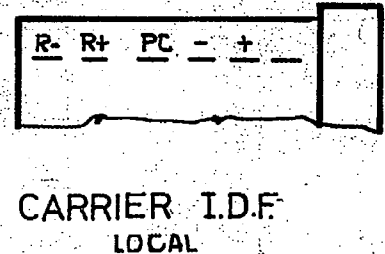
20
TOLL
A.C.
No 1
RS1
1




20
TOLL
A.C.
No 1
RS1
1



1
TOLL
A.C.
No 1
RS1
20



80
TOLL
A.C.
No 1
RS1
1



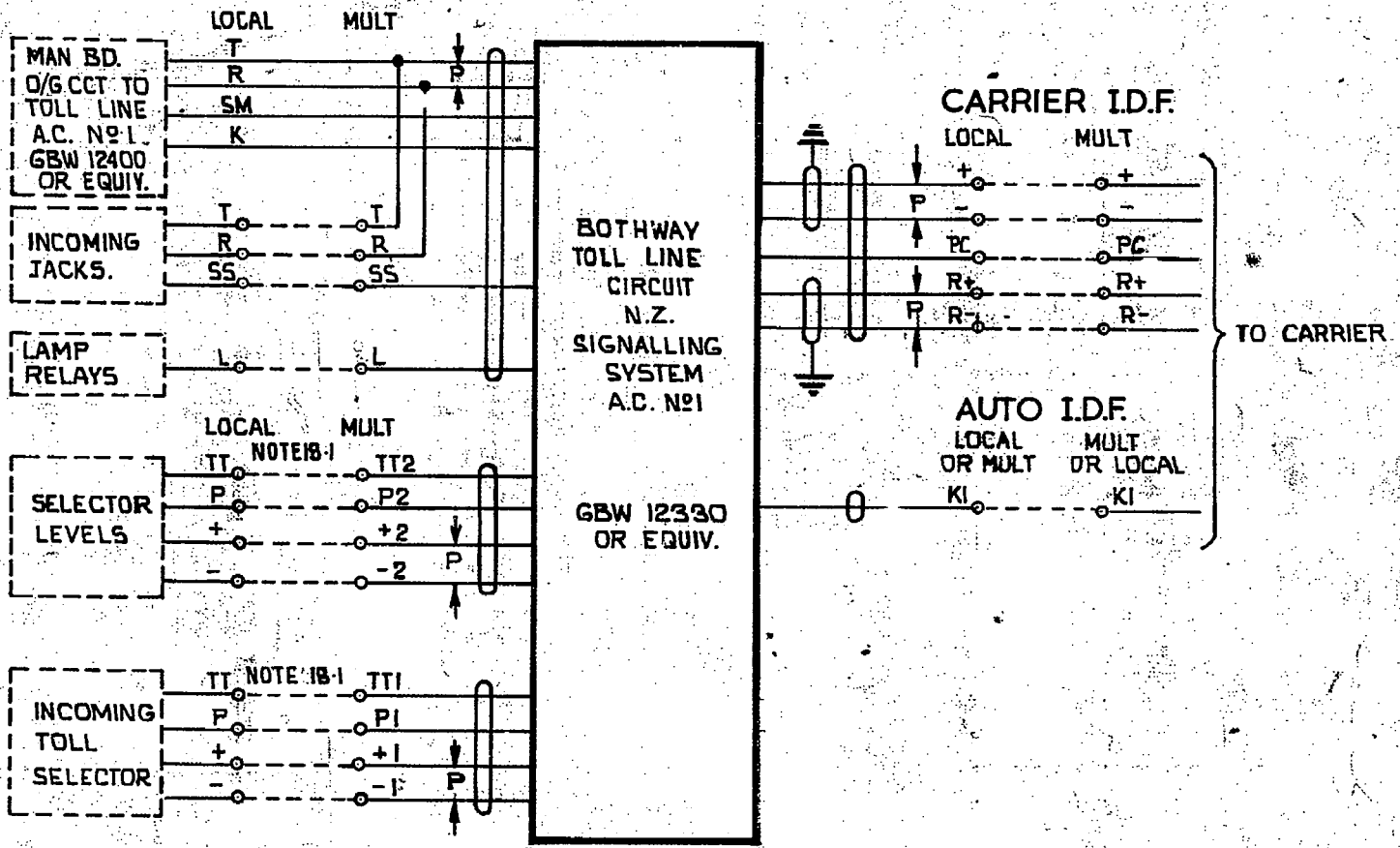
NOTE:
16-1 "TT" LEADS TO 1/3 TOLL SELECTOR AND TO SELECTOR LEVELS ARE REQ'D. WHEN ONE OR MORE OF THE FOLLOWING CONDITIONS APPLY.
a) A.C. No 1 TRANSIT.
b) MAGNETO TRANSIT.
c) PAD CONTROLLING TO LOOP DIALLING JUNCTION.

BOTHWAY TOLL LINE CIRCUIT FOR STEP BY STEP EXCHANGES N.Z. SIGNALLING SYSTEM A.C. No 1.

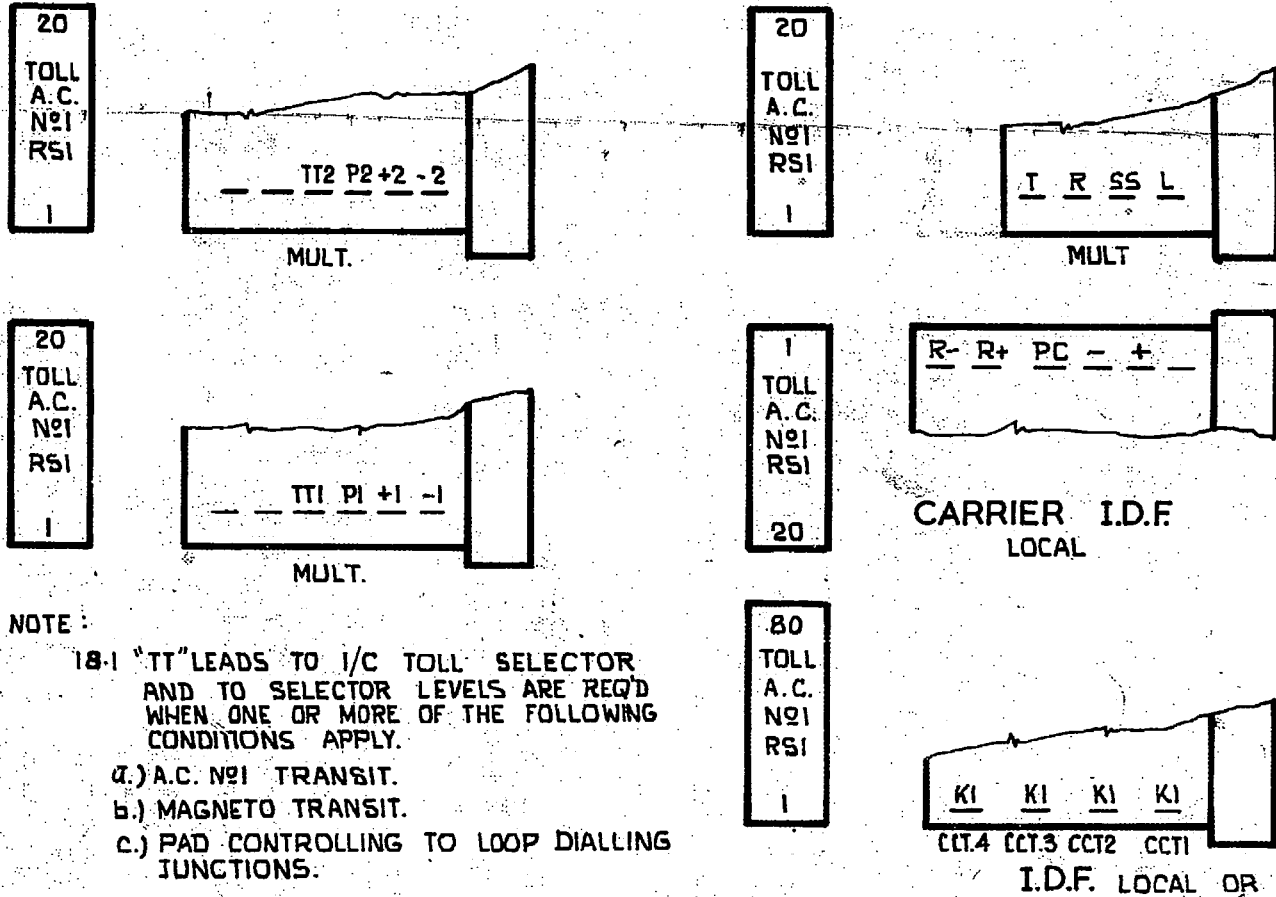
				(18189)	7	14-1-71	B.S.H
AMENDMENT PARTICULARS				ISSUE DATE	APPD.		S
N.Z.P.O.	DRAWN	TRACED	CHECKED	APPROVED	GBX 12330		SHEET 16-30

FIG. T EXCHANGES WITH SLEEVE DIALLING (MAN BD. O/G CCT. DIRECTLY CONNECTED), WITH TRANSIT SWITCHING & WITH KI TO TK TEST RACK CABLED VIA THE AUTO I.D.F.

AUTO I.D.F.



I.D.F. TYPICAL MARKING

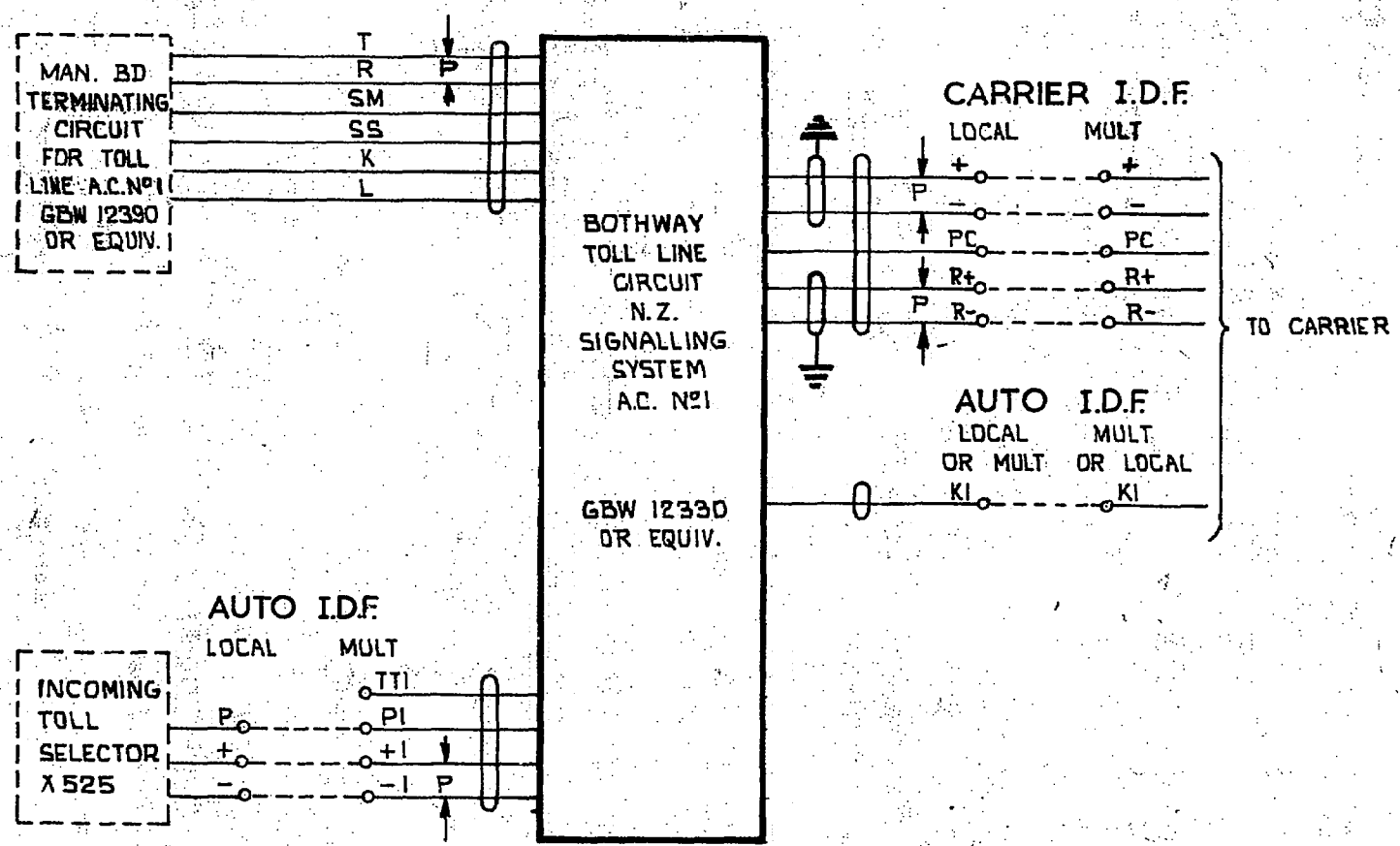


NOTE:

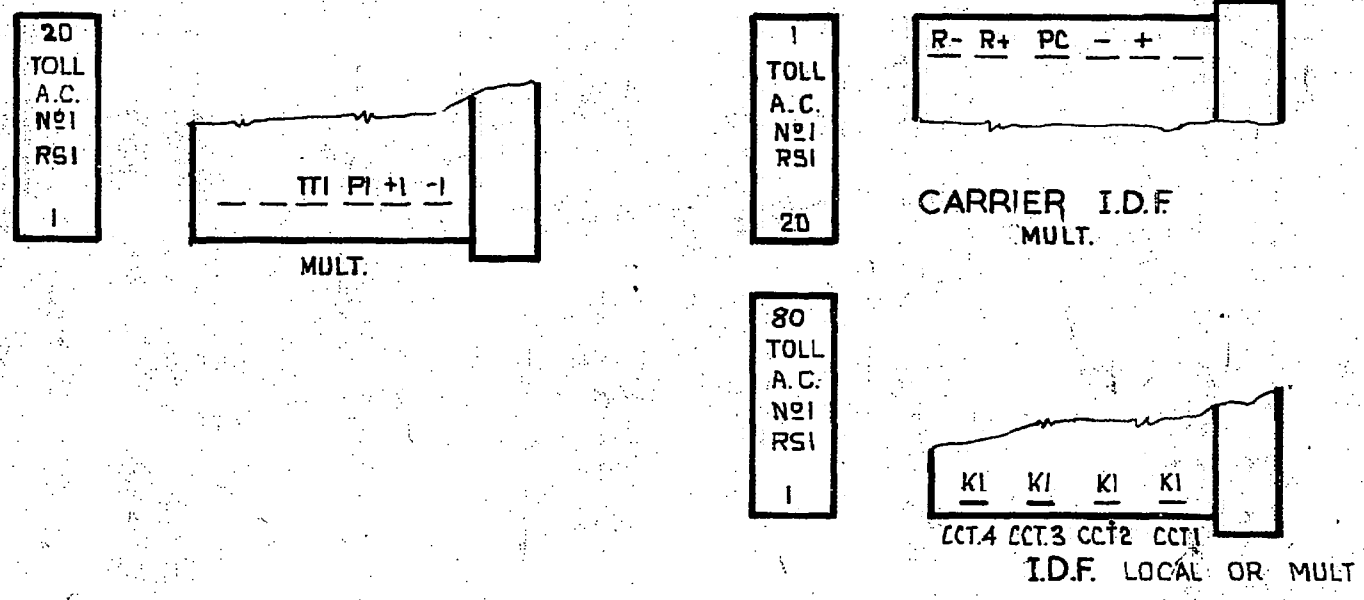
- 18-1 "TT" LEADS TO I/C TOLL SELECTOR AND TO SELECTOR LEVELS ARE REQ'D WHEN ONE OR MORE OF THE FOLLOWING CONDITIONS APPLY.
- a.) A.C. No. 1 TRANSIT.
- b.) MAGNETO TRANSIT.
- c.) PAD CONTROLLING TO LOOP DIALLING JUNCTIONS.

					BOTHWAY TOLL LINE CIRCUIT FOR STEP BY STEP EXCHANGES N.Z. SIGNALLING SYSTEM A.C. No. 1			
					(18189)	7	14.1.71	B.S.H.
AMENDMENT PARTICULARS					ISSUE	DATE	APPD.	S
N.Z.P.O.					DRAWN	TRACED	CHECKED	APPROVED
					L.P.	P.C.	<i>[Signature]</i>	<i>[Signature]</i>
					GBX 12330		SHEET 18-30	

FIG. U S.B. No 16 EXCHANGES WITH KI TO TK TEST RACK CABLED VIA THE AUTO I.D.F.

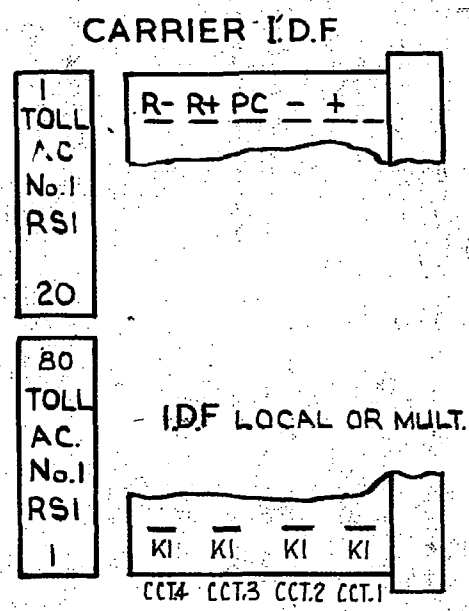
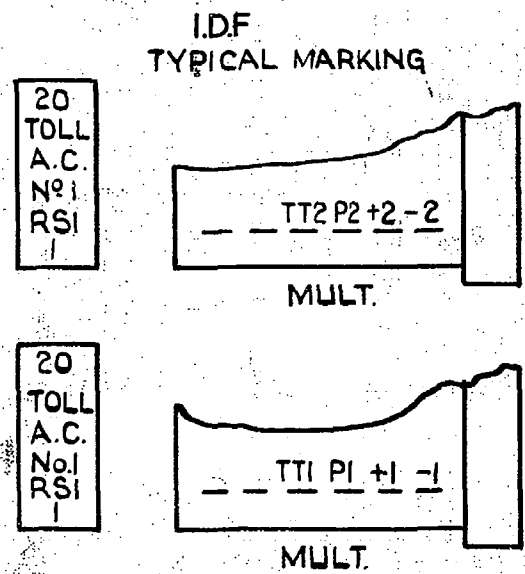
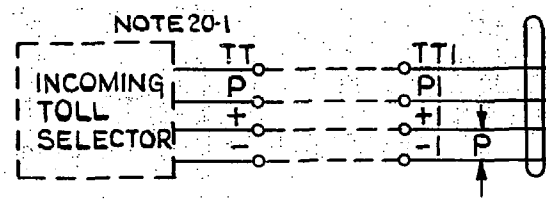
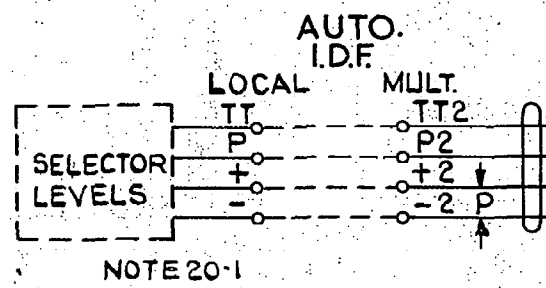
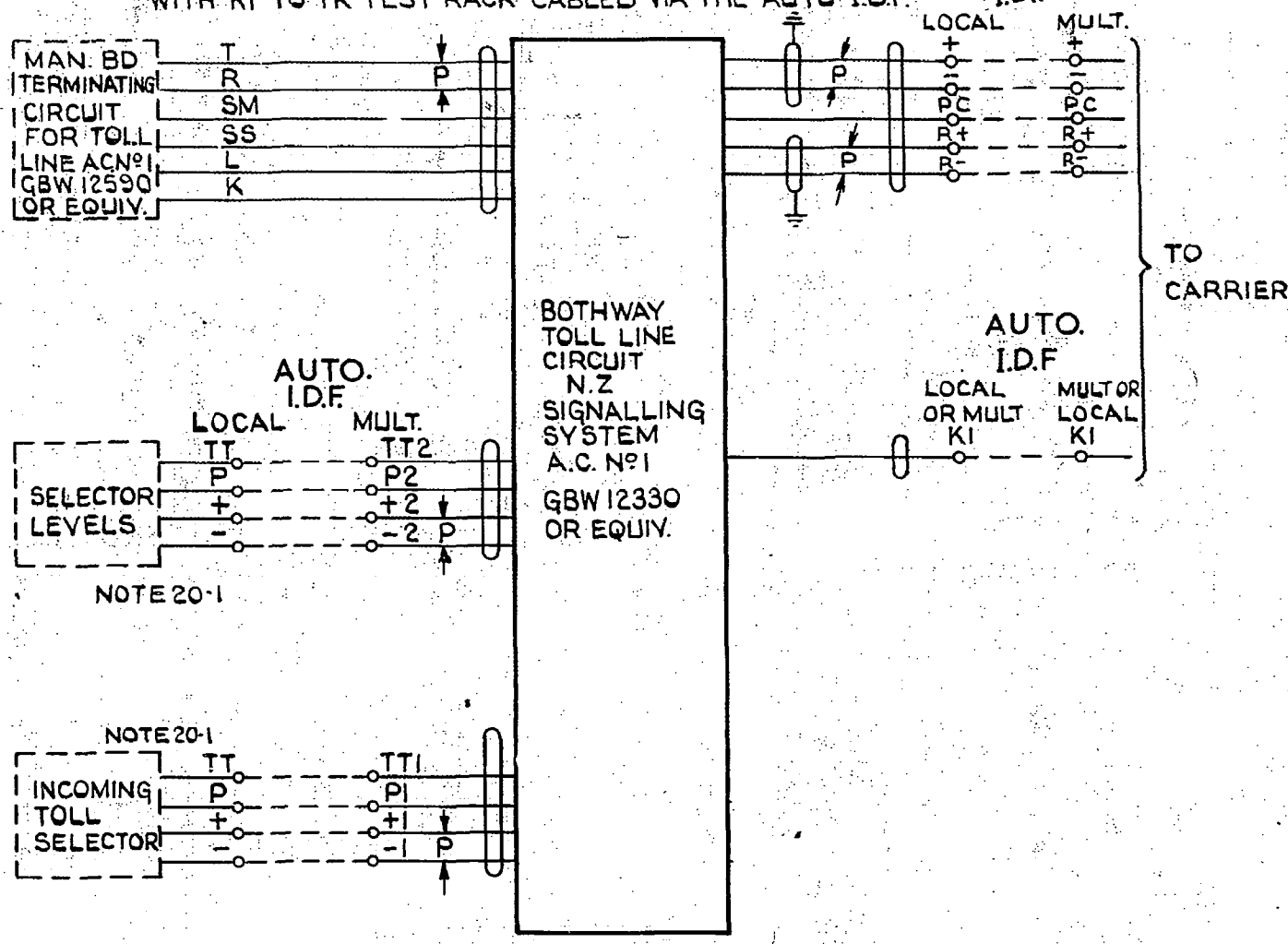


I.D.F. TYPICAL MARKING.



					BOTHWAY TOLL LINE CIRCUIT FOR STEP-BY-STEP EXCHANGES N.Z. SIGNALLING SYSTEM A.C. No.1.			
					(18189)	7	14-1-71	B.6-11
AMENDMENT PARTICULARS					ISSUE	DATE	APPD.	S
N.Z.P.O.					DRAWN	TRACED	CHECKED	APPROVED
					L.P.	P.C.		GBX 12330 SHEET 19-30

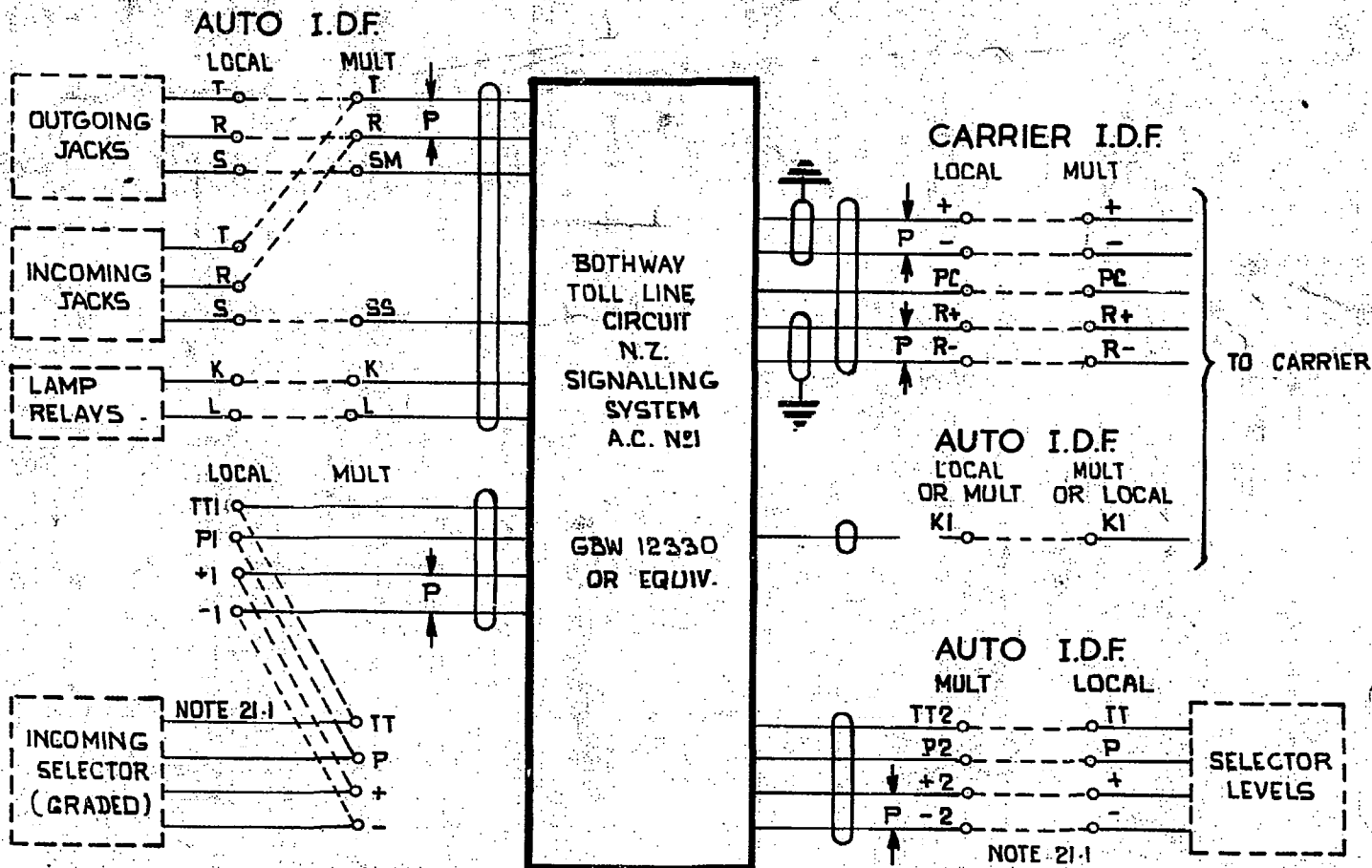
FIG. V. EXCHANGES USING MAN. BD. CIRCUIT TO N.Z.
 DGM. W.4025 WITH TRANSIT SWITCHING &
 WITH KI TO TK TEST RACK CABLED VIA THE AUTO I.D.F.



NOTES:-
 20-1 TT LEADS TO I/C TOLL SELR. & TO SELR. LEVELS ARE REQD. WHEN ONE OR MORE OF THE FOLLOWING CONDITIONS APPLY
 a) A.C. No. 1 TRANSIT.
 b) MAGNETO TRANSIT.
 c) PAD CONTROLLING TO LOOP DIALLING JUNCTIONS.

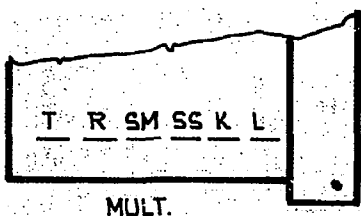
					BOTHWAY TOLL LINE CIRCUIT FOR STEP BY STEP EXCHANGES N.Z. SIGNALLING SYSTEM A.C. No. 1.					
					(18189)	7	14.1.71	B.G.H.		
AMENDMENT PARTICULARS					ISSUE	DATE	APPD.			S
N.Z.P.O.					DRAWN	TRACED	CHECKED	APPROVED	GBX 12330	
					E.P.	PC.			SHEET 20-30	

FIG. W SLEEVE CONTROL EXCHANGES (GRADED SELECTOR)
& WITH KI TO TK TEST RACK CABLED VIA THE AUTO I.D.F.

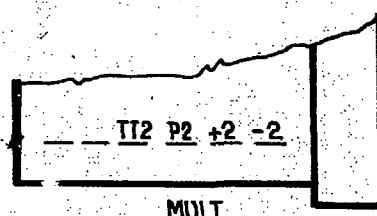


I.D.F. TYPICAL MARKING


20
TOLL
A.C.
No 1
RS1



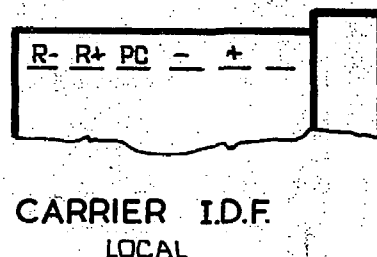
20
TOLL
A.C.
No 1
RS1



20
TOLL
A.C.
No 1
RS1



1
TOLL
A.C.
No 1
RS1

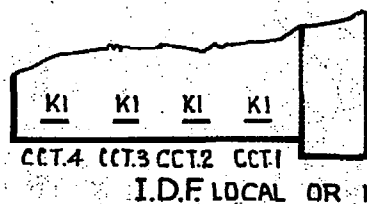


NOTE :

21-1 "TT" LEADS TO I/C TOLL SELECTOR AND TO SELECTOR LEVELS ARE REQ'D. WHEN ONE OR MORE OF THE FOLLOWING CONDITIONS APPLY.

- a.) A.C. No 1 TRANSIT.
- b.) MAGNETO TRANSIT.
- c.) PAD CONTROLLING TO LOOP DIALLING JUNCTIONS.

80
TOLL
A.C.
No 1
RS1



**BOTHWAY TOLL LINE CIRCUIT
FOR STEP BY STEP EXCHANGES
N.Z. SIGNALLING SYSTEM
A.C. No 1.**

(18189)	7	14-1-71	B.S.H.
---------	---	---------	--------

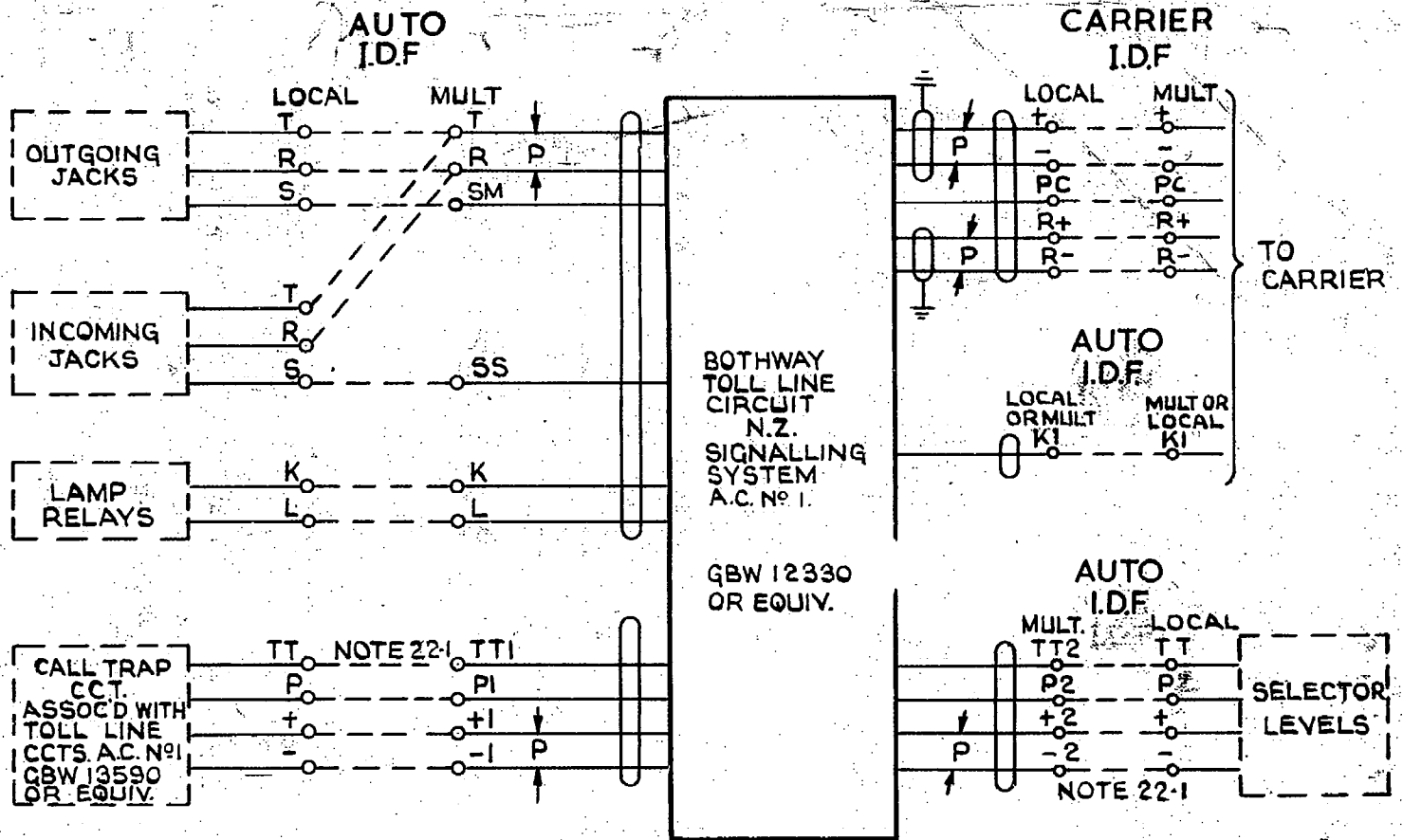
AMENDMENT PARTICULARS ISSUE DATE APPD.

N.Z.P.O. DRAWN TRACED CHECKED APPROVED

GBX 12330

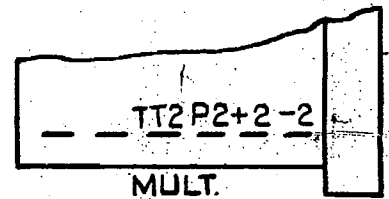
SHEET
21-30

FIG. X SLEEVE CONTROL EXCHANGES NON GRADED SELECTORS WITH CALL TRAP CIRCUIT WITH TRANSIT SWITCHING & WITH KI-TO-TK TEST RACK CABLED VIA THE AUTO I.D.F.



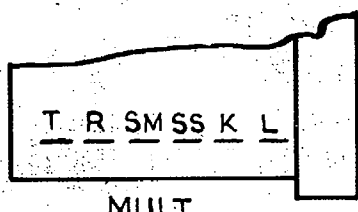
NOTE
 22-1 TT LEADS TO CALL TRAP CCT. & TO SELECTOR LEVELS ARE REQD. WHEN ONE OR MORE OF THE FOLLOWING CONDITIONS APPLY
 a) AC. No.1 TRANSIT
 b) MAGNETO TRANSIT
 c) PAD CONTROLLING TO LOOP DIALLING JUNCTIONS.

20
TOLL
A.C.
No.1
RSI
1



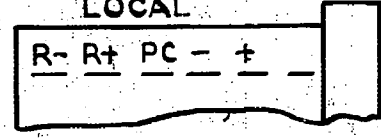
20
TOLL
A.C.
No.1
RSI
1

IDF
TYPICAL MARKING

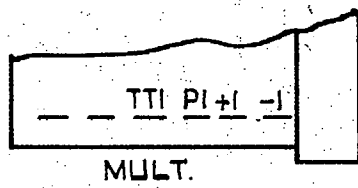


1
TOLL
A.C.
No.1
RSI
20

CARRIER IDF
LOCAL

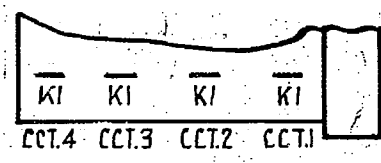


20
TOLL
A.C.
No.1
RSI
1



80
TOLL
A.C.
No.1
RSI
1

IDF LOCAL OR MULT.



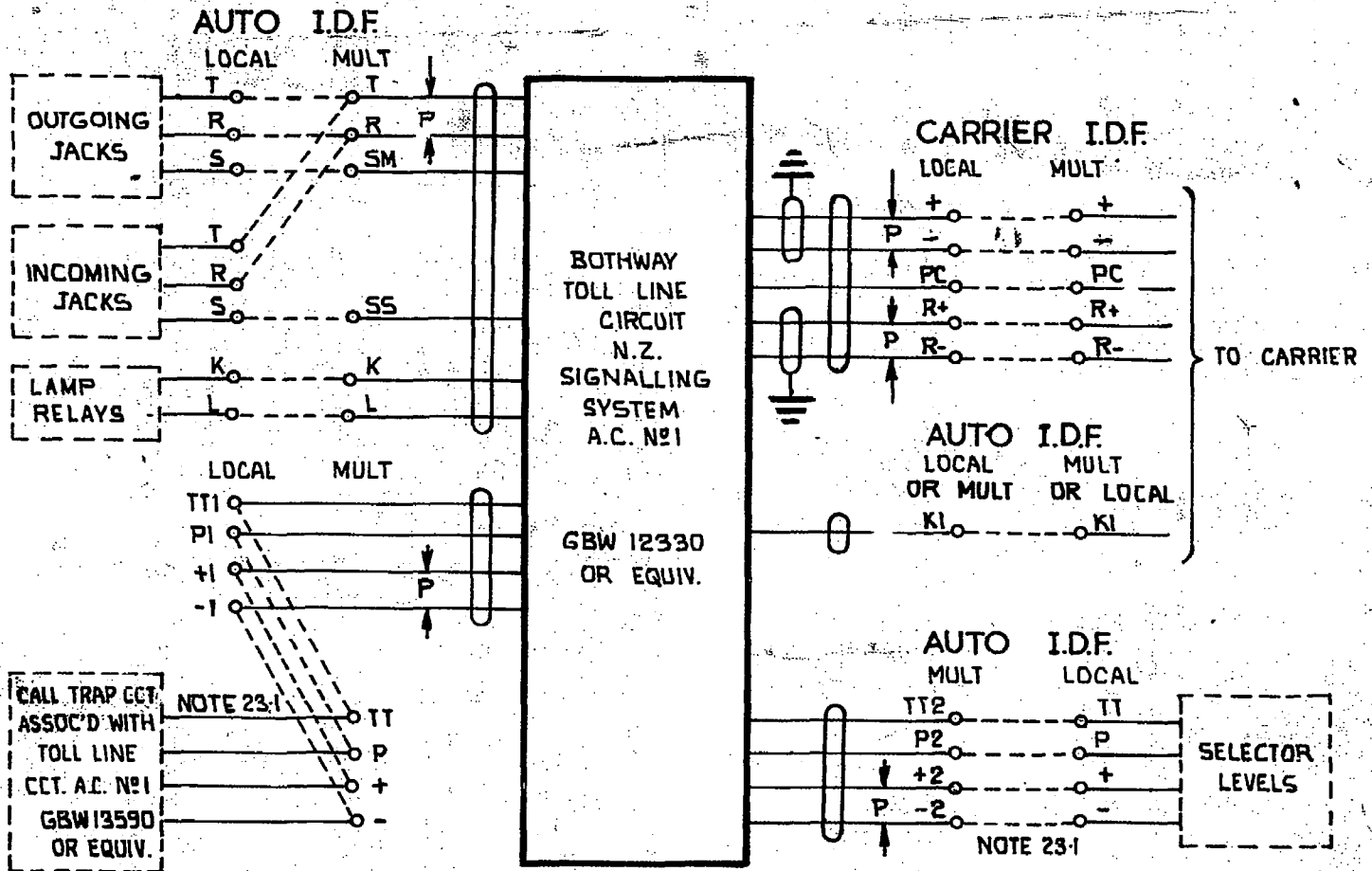
BOTHWAY TOLL LINE CIRCUIT
 FOR STEP BY STEP EXCHANGES
 NZ. SIGNALLING SYSTEM
 AC.No.1.

(18189)	7	14.1.71	B.G.H
AMENDMENT PARTICULARS	ISSUE	DATE	APPD.
N.Z.P.O.	DRAWN	TRACED	CHECKED
	E.P	P.C.	APPROVED

GBX 12330

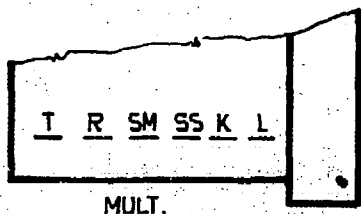
SHEET
22-30

FIG. Y. SLEEVE CONTROL EXCHANGES (GRADED SELECTORS) WITH CALL TRAP CCT. WITH TRANSIT SWITCHING & WITH KI TO TK TEST RACK CABLED VIA THE AUTO I.D.F.

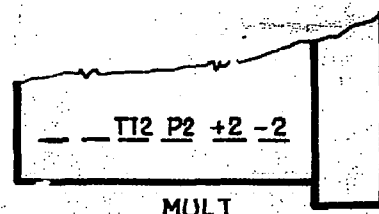


I.D.F. TYPICAL MARKING

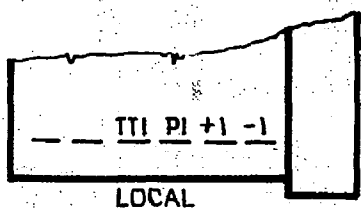
20
TOLL
A.C.
No 1
RS1



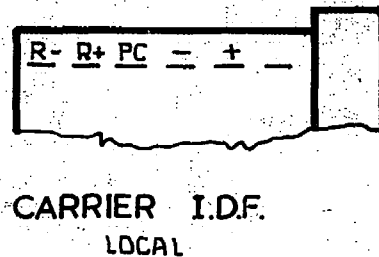
20
TOLL
A.C.
No 1
RS1



20
TOLL
A.C.
No 1
RS1



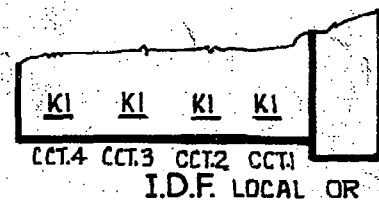
1
TOLL
A.C.
No 1
RS1



NOTE:

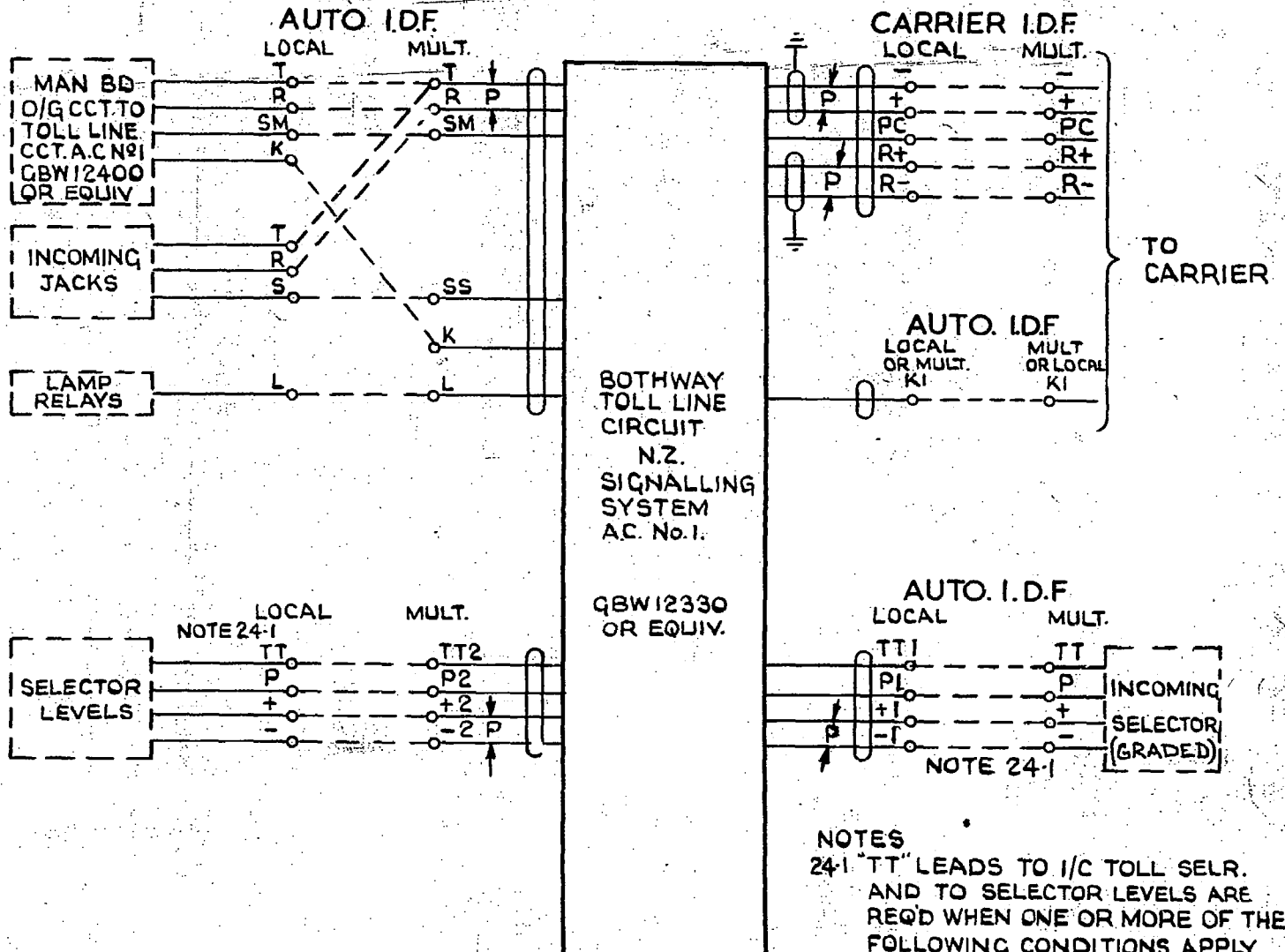
- 23.1 "TT" LEADS TO CALL TRAP CCT. AND TO SELECTOR LEVELS ARE REQUIRED WHEN ONE OR MORE OF THE FOLLOWING CONDITIONS APPLY.
- A.C. No 1 TRANSIT.
 - MAGNETO TRANSIT
 - PAD CONTROLLING TO LOOP DIALLING JUNCTIONS.

80
TOLL
A.C.
No 1
RS1

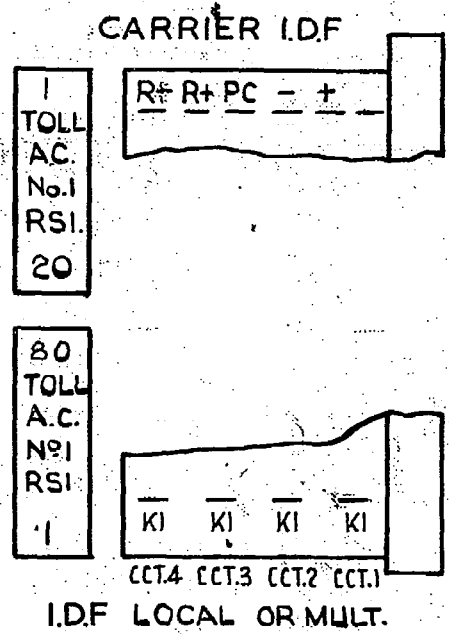
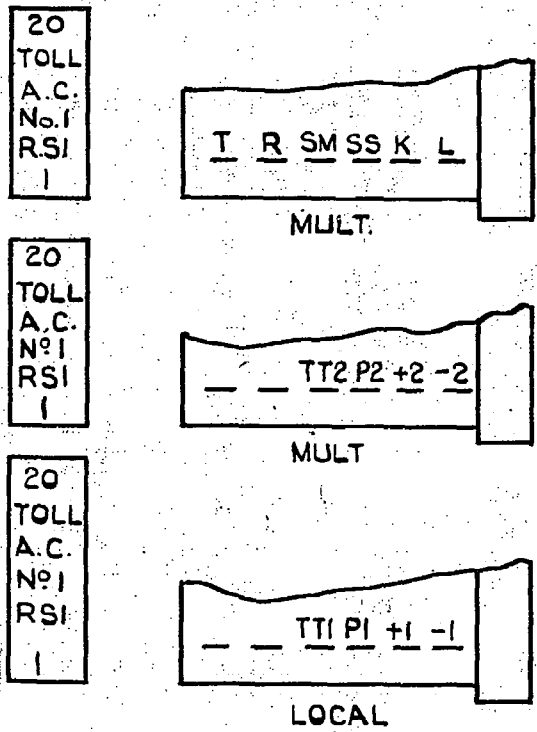


					BOTHWAY TOLL LINE CIRCUIT FOR STEP BY STEP EXCHANGES N.Z. SIGNALLING SYSTEM A.C. No 1.			
					(18189)	7	14.1.71	B.S.-H
AMENDMENT PARTICULARS					ISSUE	DATE	APPD.	S
N.Z.P.O.					DRAWN	TRACED	CHECKED	APPROVED
					L.P.	P.C.		
					GBX 12330			SHEET
								23-30

FIG. 7. EXCHANGES WITH SLEEVE DIALLING (MAN. BD. O/G CCT. CONNECTED VIA I.D.F.) (GRADED SELECTORS) WITH TRANSIT SWITCHING & WITH KI TO TK TEST RACK CABLED VIA THE AUTO. I.D.F.

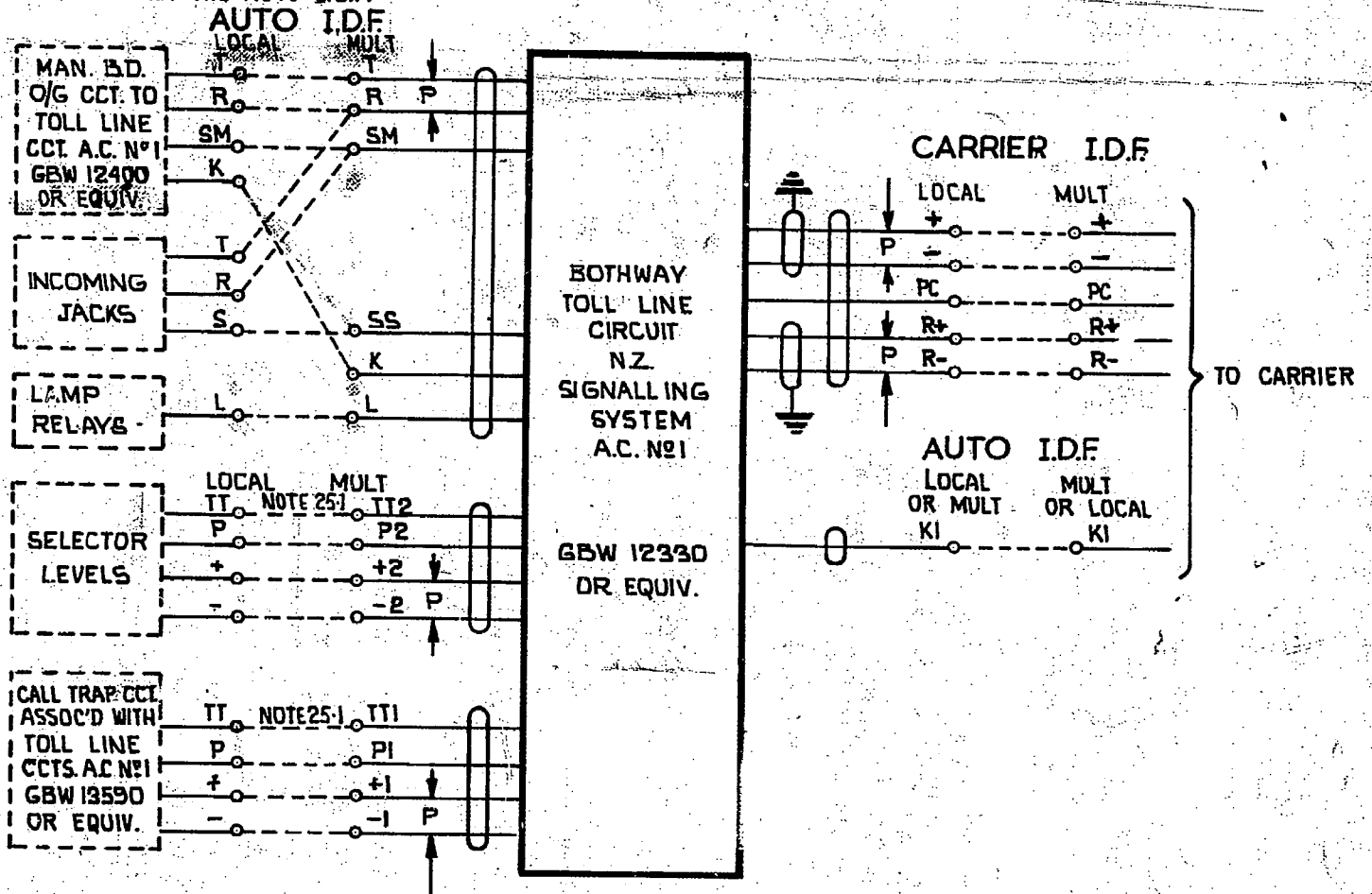


NOTES
 24-1 "TT" LEADS TO I/C TOLL SELR. AND TO SELECTOR LEVELS ARE REQD WHEN ONE OR MORE OF THE FOLLOWING CONDITIONS APPLY.
 a) AC. No.1. TRANSIT.
 b) MAGNETO TRANSMIT.
 c) PAD CONTROLLING TO LOOP DIALLING.



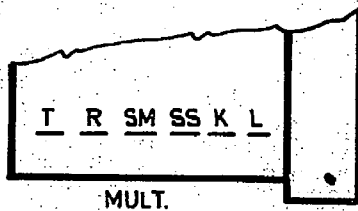
					BOTHWAY TOLL LINE CIRCUIT FOR STEP-BY-STEP EXCHANGES N.Z. SIGNALLING SYSTEM AC. No.1.					
										(18189) 7 14.1.71 B.S.-K
AMENDMENT PARTICULARS					ISSUE	DATE	APPD.			
N. Z. P. O.					DRAWN	TRACED	CHECKED	APPROVED	GBX 12330	
					E.P.	P.C.			SHEET 24-30	

FIG. ZA EXCHANGES WITH SLEEVE DIALLING (MAN. BD. O/G. CCT. CONNECTED VIA I.D.F.) WITH NON-GRADED SELRS. & CALL TRAP CIRCUIT. WITH TRANSIT SWITCHING & WITH KI TO TR. TEST RACK CABLED VIA THE AUTO I.D.F.

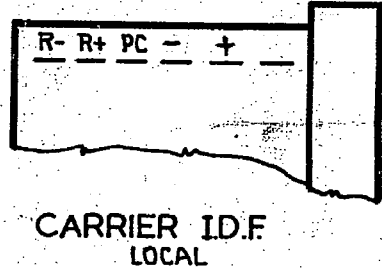


I.D.F. TYPICAL MARKING

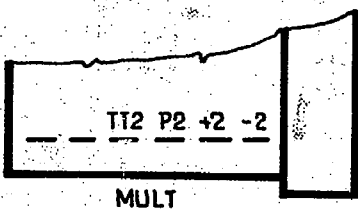
20
TOLL
A.C.
N°1
RSI
I



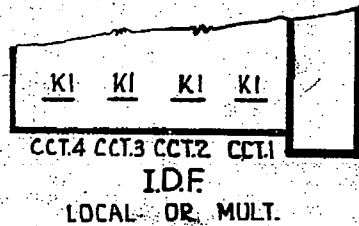
1
TOLL
A.C.
N°1
RSI
20



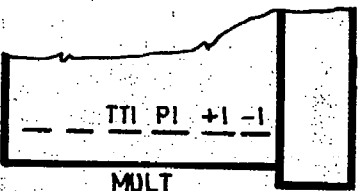
20
TOLL
A.C.
N°1
RSI
I



80
TOLL
A.C.
N°1
RSI
I



20
TOLL
A.C.
N°1
RSI
I

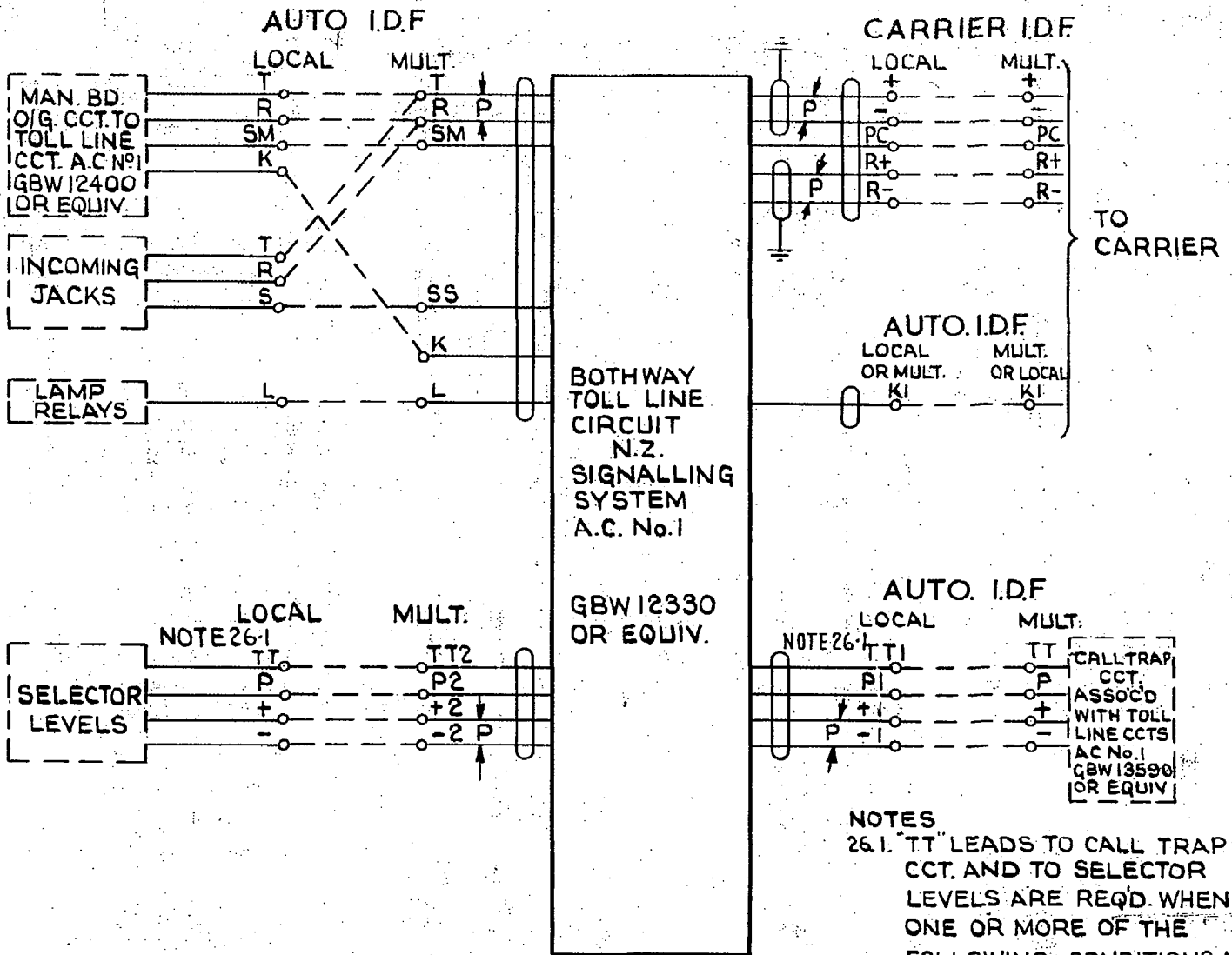


- NOTES
25-1 "TT" LEADS TO CALL TRAP CCT. AND TO SELECTOR LEVELS ARE REQ'D. WHEN ONE OR MORE OF THE FOLLOWING CONDITIONS APPLY.
- a) A.C. N°1 TRANSIT
 - b) MAGNETO TRANSIT
 - c) PAD CONTROLLING TO LOOP DIALLING.

					BOTHWAY TOLL LINE CIRCUIT FOR STEP BY STEP EXCHANGES N.Z. SIGNALLING SYSTEM A.C. No.1.			
					(18189)	7	14.1.71	B.S.H
AMENDMENT PARTICULARS					ISSUE	DATE	APPD.	S
N.Z.P.O.					DRAWN	TRACED	CHECKED	APPROVED
					L.P.	P.C.		GBX 12330
								SHEET 25-30

FIG. 2B

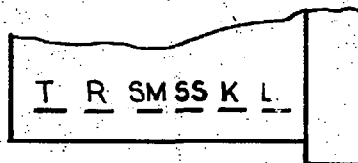
EXCHANGES WITH SLEEVE DIALLING (MAN. BD O/G CCT CONNECTED VIA I.D.F.) WITH GRADED SELECTORS & CALL TRAP CIRCUIT WITH TRANSIT SWITCHING & WITH KI TO TK TEST RACK CABLED VIA THE AUTO I.D.F.



NOTES

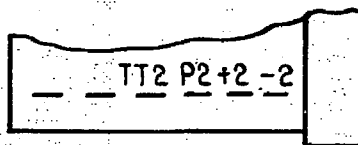
- 26.1. "TT" LEADS TO CALL TRAP CCT. AND TO SELECTOR LEVELS ARE REQ'D. WHEN ONE OR MORE OF THE FOLLOWING CONDITIONS APPLY
- a) AC. No.1. TRANSIT.
 - b) MAGNETO TRANSIT.
 - c) PAD CONTROLLING TO LOOP DIALLING.

20 TOLL A.C. No.1 ASI




MULT.

20 TOLL A.C. No.1 RSI



MULT.

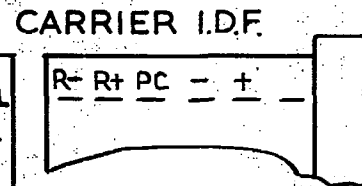
20 TOLL A.C. No.1 RSI



LOCAL

I.D.F. TYPICAL MARKING

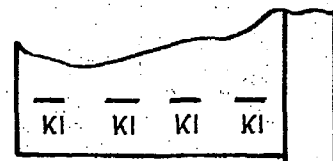
1 TOLL A.C. No.1 RSI 20



CARRIER I.D.F.

80 TOLL A.C. No.1 RSI

I.D.F. LOCAL OR MULT.



CCT.4 CCT.3 CCT.2 CCT.1

BOTHWAY TOLL LINE CIRCUIT FOR STEP BY STEP EXCHANGES NZ SIGNALLING SYSTEM A.C. No.1.

AMENDMENT PARTICULARS

ISSUE DATE APPD.

S

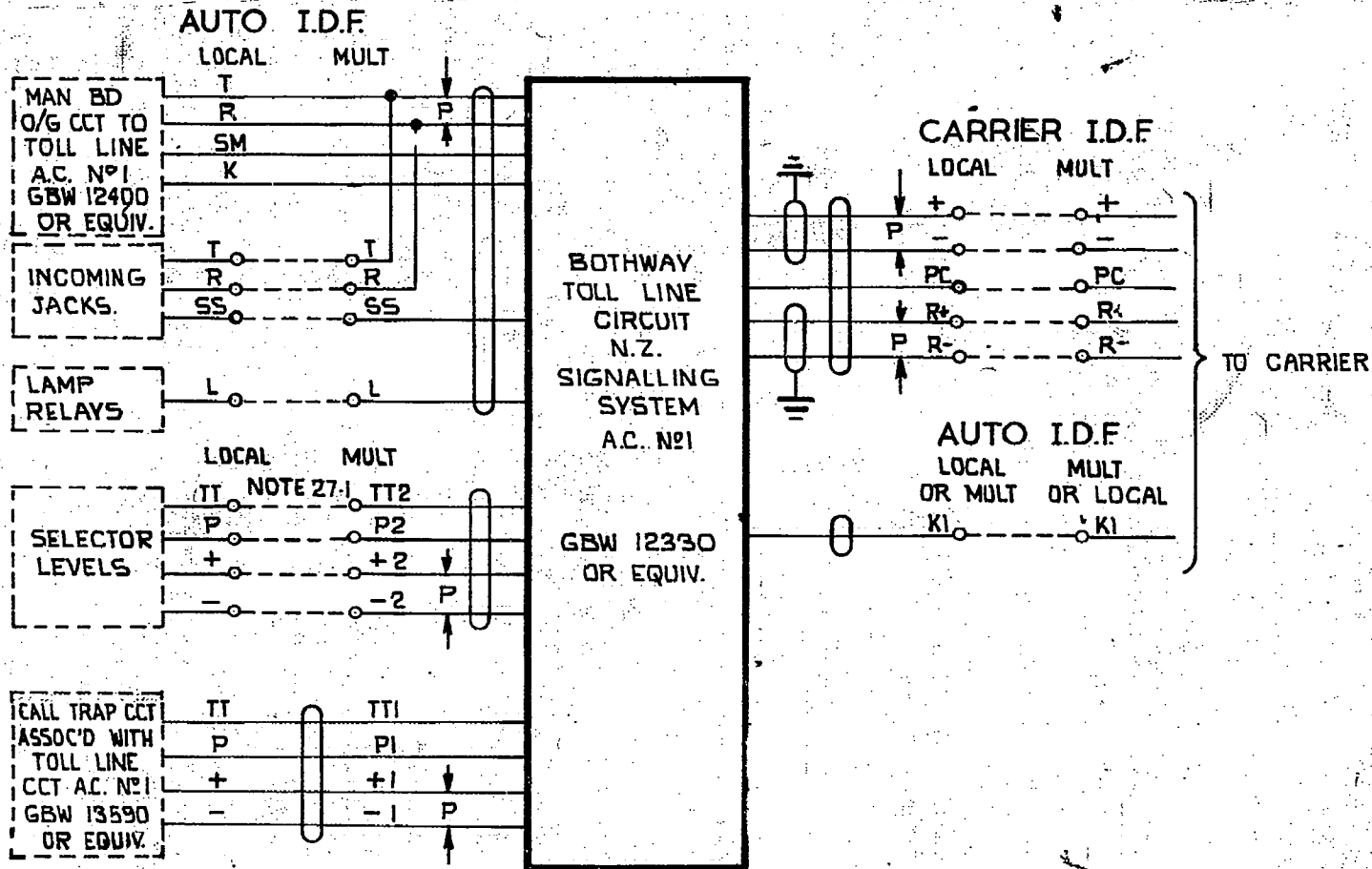
N.Z.P.O.

DRAWN TRACED CHECKED APPROVED E.P. P.C.

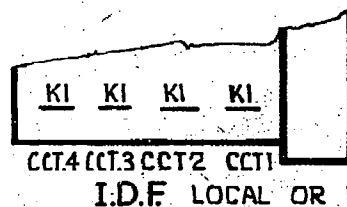
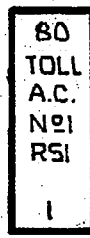
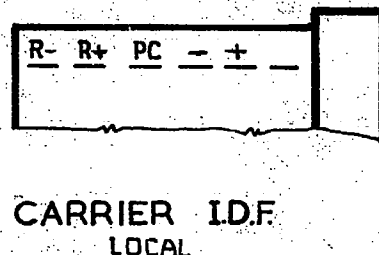
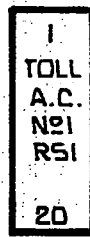
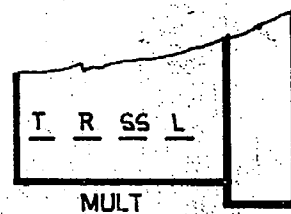
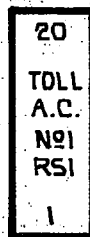
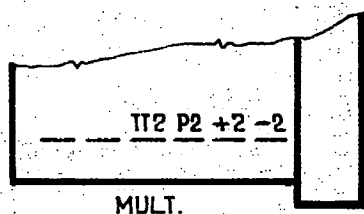
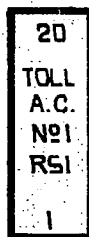
GBX 12330

SHEET 26-30

FIG. ZC EXCHANGES WITH SLEEVE DIALLING (MAN. B.D. O/G CCT. & CALL TRAP CCT DIRECTLY CONNECTED.)
WITH TRANSIT SWITCHING & WITH KI TO TK TEST RACK CABLED VIA THE AUTO I.D.F.



I.D.F. TYPICAL MARKING



NOTE :

27-1 "TT" LEADS TO SELECTOR LEVELS ARE REQ'D. WHEN EITHER OR BOTH OF THE FOLLOWING CONDITIONS APPLY.

- a.) A.C. N°1 TRANSIT.
- b.) PAD CONTROLLING TO LOOP DIALLING JUNCTIONS.

BOTHWAY TOLL LINE CIRCUIT FOR STEP BY STEP EXCHANGES N.Z. SIGNALLING SYSTEM AC. No.1.

(18189) 7 14-1-71 B.S.H

AMENDMENT PARTICULARS ISSUE DATE APPD.

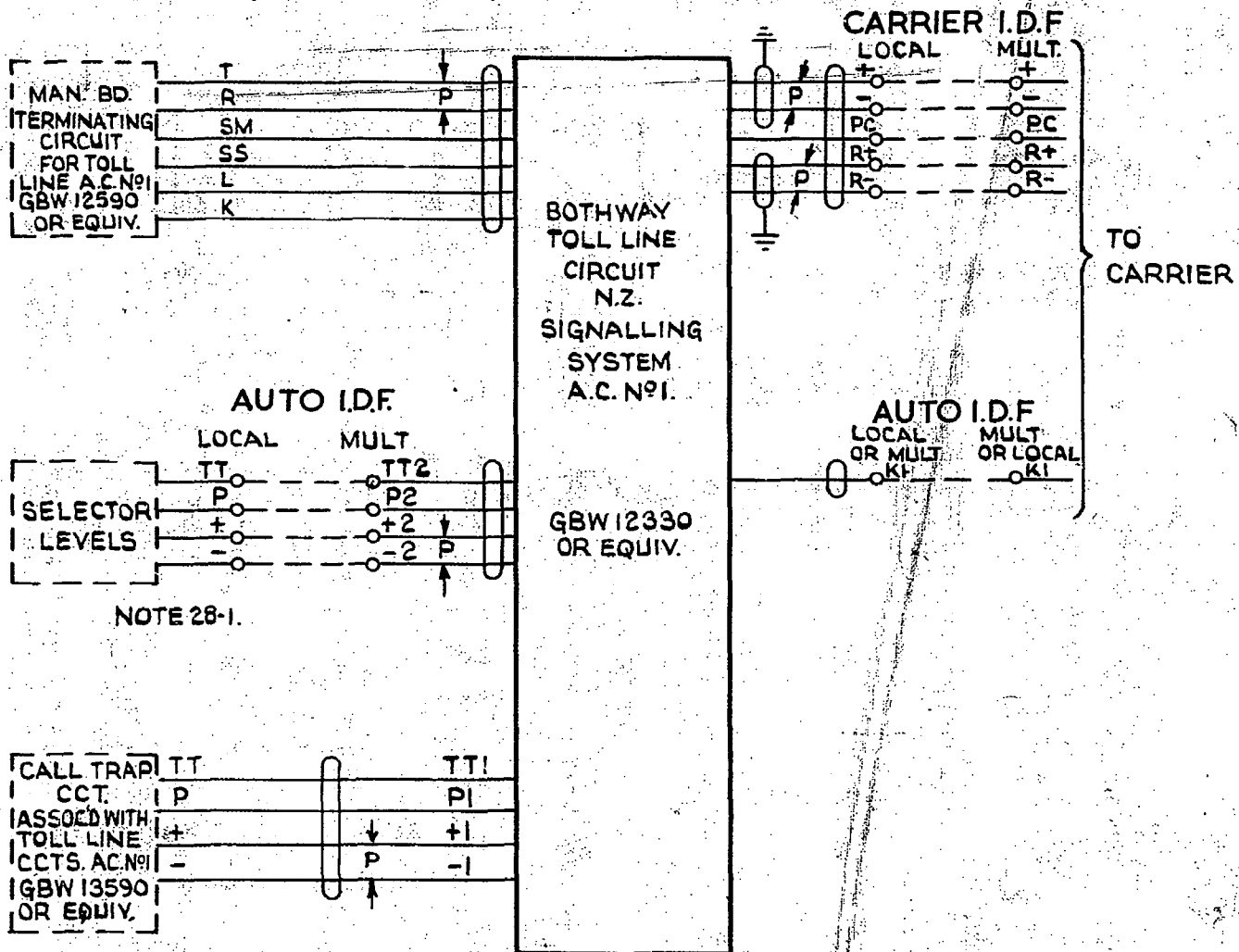
N.Z.P.O.

DRAWN TRACED L.P. CHECKED APPROVED P.C.

GBX 12330

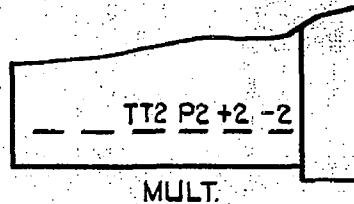
SHEET 27-30

FIG. ZD EXCHANGES USING MAN. BD CIRCUIT TO N.Z. DGM. W.4025 WITH DIRECTLY CONNECTED CALL TRAP CIRCUIT WITH TRANSIT SWITCHING & WITH KI TO TK TEST RACK CABLED VIA THE AUTO. I.D.F.

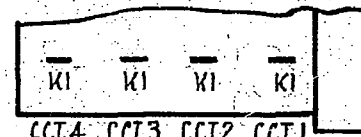
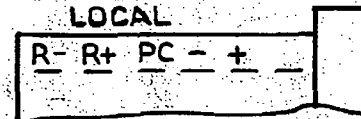


NOTE 28-1.

I.D.F. TYPICAL MARKING



CARRIER I.D.F.



CCT.4 CCT.3 CCT.2 CCT.1

NOTE :-
28-1 "TT" LEADS TO SELR. LEVELS ARE REQD. WHEN EITHER OR BOTH OF THE FOLLOWING CONDITIONS APPLY :-
a) A.C. No.1 TRANSIT.
b) PAD CONTROLLING TO LOOP DIALLING JUNCTIONS.

BOTHWAY TOLL LINE CIRCUIT FOR STEP BY STEP EXCHANGES N.Z. SIGNALLING SYSTEM A.C. No.1.

(18189) 7 14.1.71 B.S.H

AMENDMENT PARTICULARS - ISSUE DATE APPD.

S

N.Z.P.O.

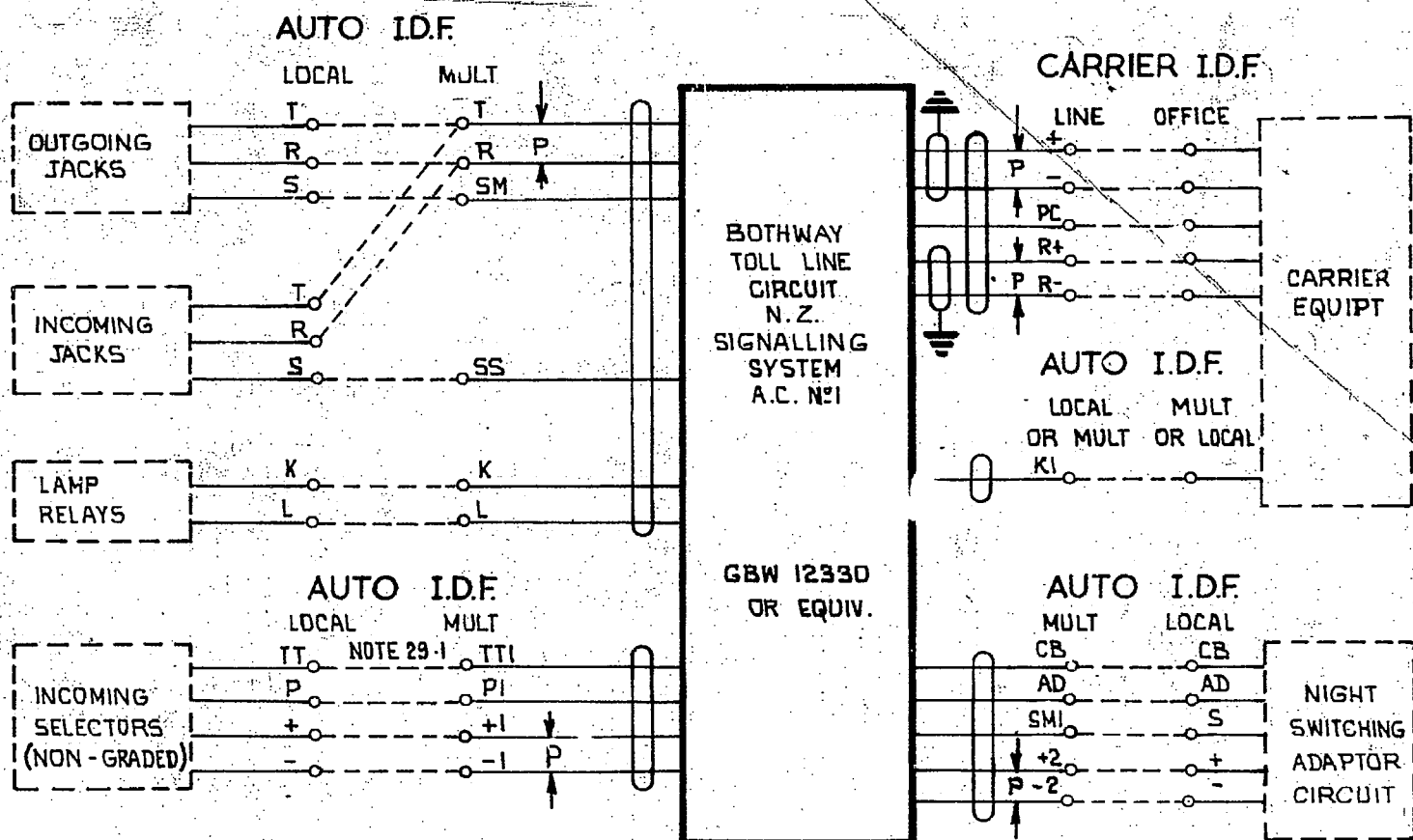
DRAWN TRACED CHECKED APPROVED
E. P. P.C.

GBX 12330

SHEET 28-30

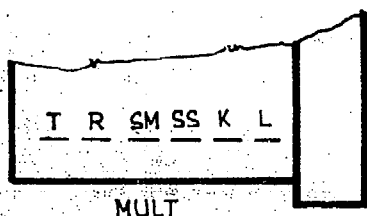
FIG. ZE

SLEEVE CONTROL EXCHANGES. (NON GRADED SELECTORS).
WITH NIGHT SWITCHING & WITH KI TO TK. TEST RACK CABLED VIA THE AUTO I.D.F.

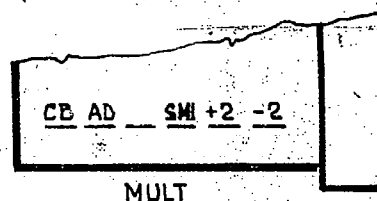


I.D.F. TYPICAL MARKING

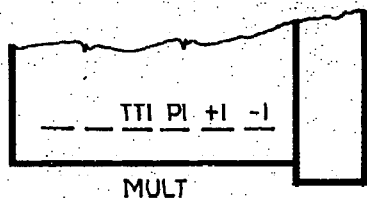
20
TOLL
A.C.
No.1
RSI
1



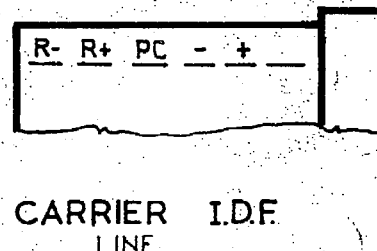
20
TOLL
A.C.
No.1
RSI
1



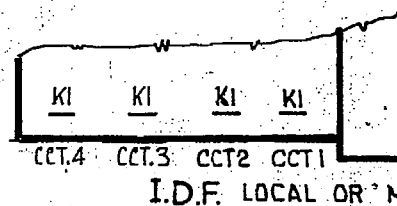
20
TOLL
A.C.
No.1
RSI
1



1
TOLL
A.C.
No.1
RSI
20



80
TOLL
A.C.
No.1
RSI
1



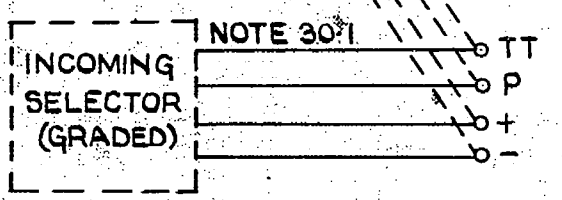
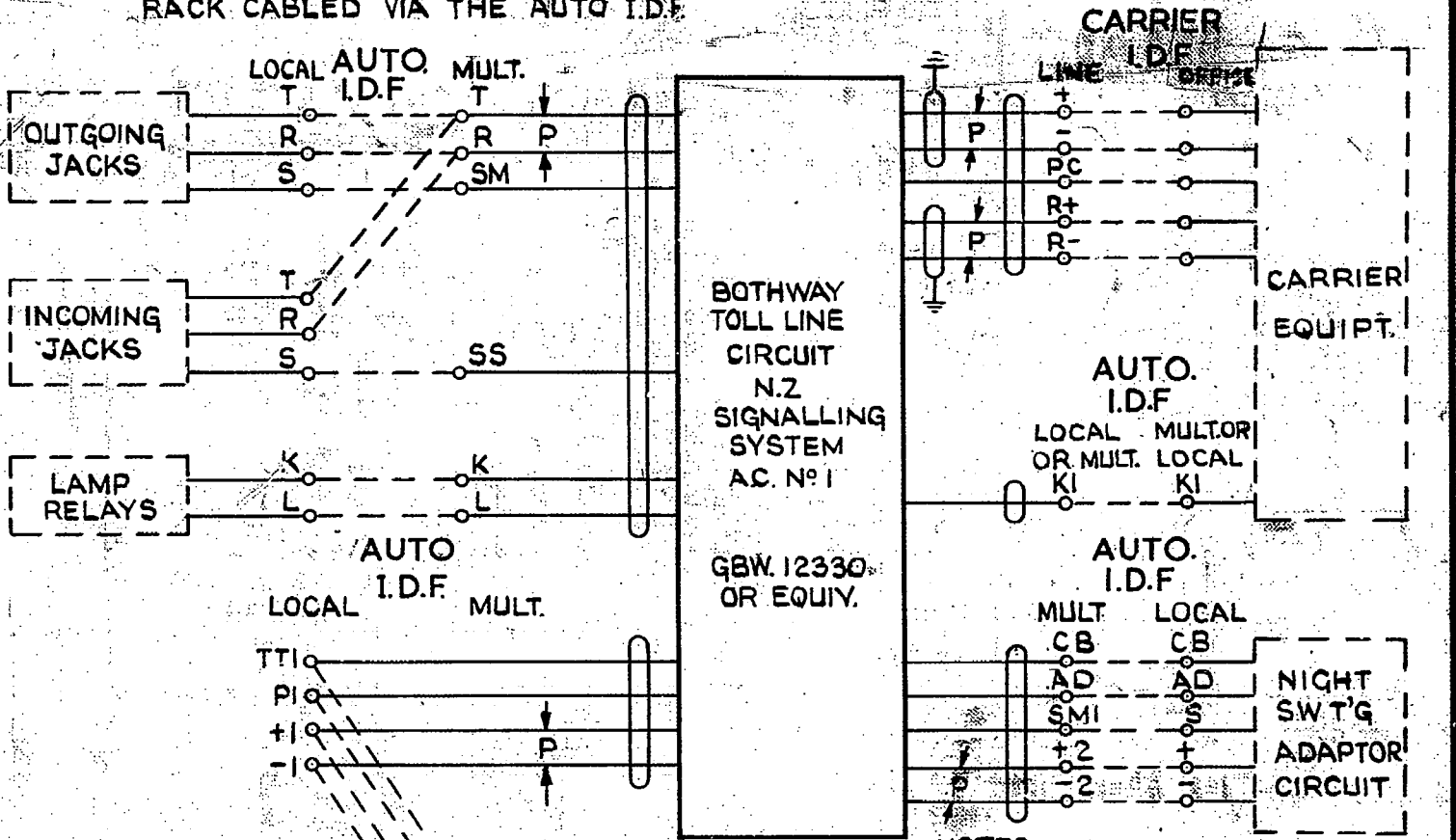
NOTE :

29-1 "TT" LEADS TO I/C TOLL SELECTOR ARE REQUIRED WHEN ONE OR MORE OF THE FOLLOWING CONDITIONS APPLY.

- a) A.C. No.1 TRANSIT
- b) MAGNETO TRANSIT
- c) PAD CONTROLLING TO LOOP DIALLING JUNCTIONS.

					BOTHWAY TOLL LINE CIRCUIT FOR STEP BY STEP EXCHANGES N.Z. SIGNALLING SYSTEM A.C. No.1.			
					(18189)	7	14.1.71	B. SH.
AMENDMENT PARTICULARS					ISSUE	DATE	APPD.	S
N.Z.P.O.					DRAWN	TRACED	CHECKED	APPROVED
					L.P.	P.C.		GBX 12330
								SHEET 29-30

FIG. 2F SLEEVE CONTROL EXCHANGES (GRADED SELECTORS) WITH NIGHT SWITCHING & WITH KI TO TK TEST RACK CABLED VIA THE AUTO I.D.F.

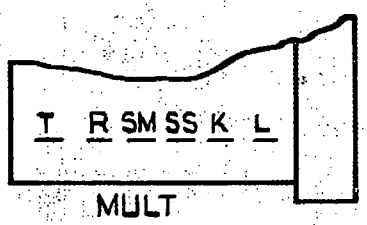


20
TOLL
AC
No. 1
RSI
I

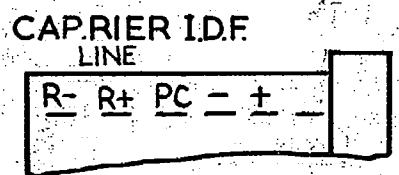
CB AD SMI +2 -2
MULT.

NOTES
 30:1 TT LEADS TO I/C TOLL SELR. ARE REQD WHEN ONE OR MORE OF THE FOLLOWING CONDITIONS APPLY
 a) A.C. No. 1 TRANSIT
 b) MAGNETO TRANSIT
 c) PAD CONTROLLING TO LOOP DIALLING JUNCTIONS.

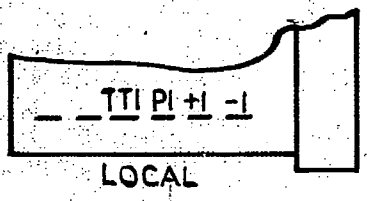
20
TOLL
A.C.
No. 1
RSI
I



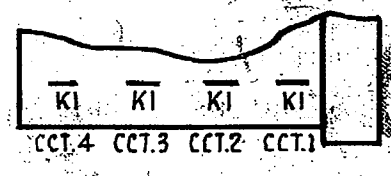
I
TOLL
AC
No. 1
RSI
20



20
TOLL
A.C.
No. 1
RSI
I



80
TOLL
A.C.
No. 1
RSI
I



					BOTHWAY TOLL LINE CIRCUIT FOR STEP-BY-STEP EXCHANGES N.Z. SIGNALLING SYSTEM A.C. No. 1.				
					(18189)	7	14.1.71	B.S.-H	
AMENDMENT PARTICULARS					ISSUE	DATE	APPD.		S
N.Z.P.O.					DRAWN	TRACED	CHECKED	APPROVED	GBX 12330 SHEET 30-30
					E.P.	P.C.			