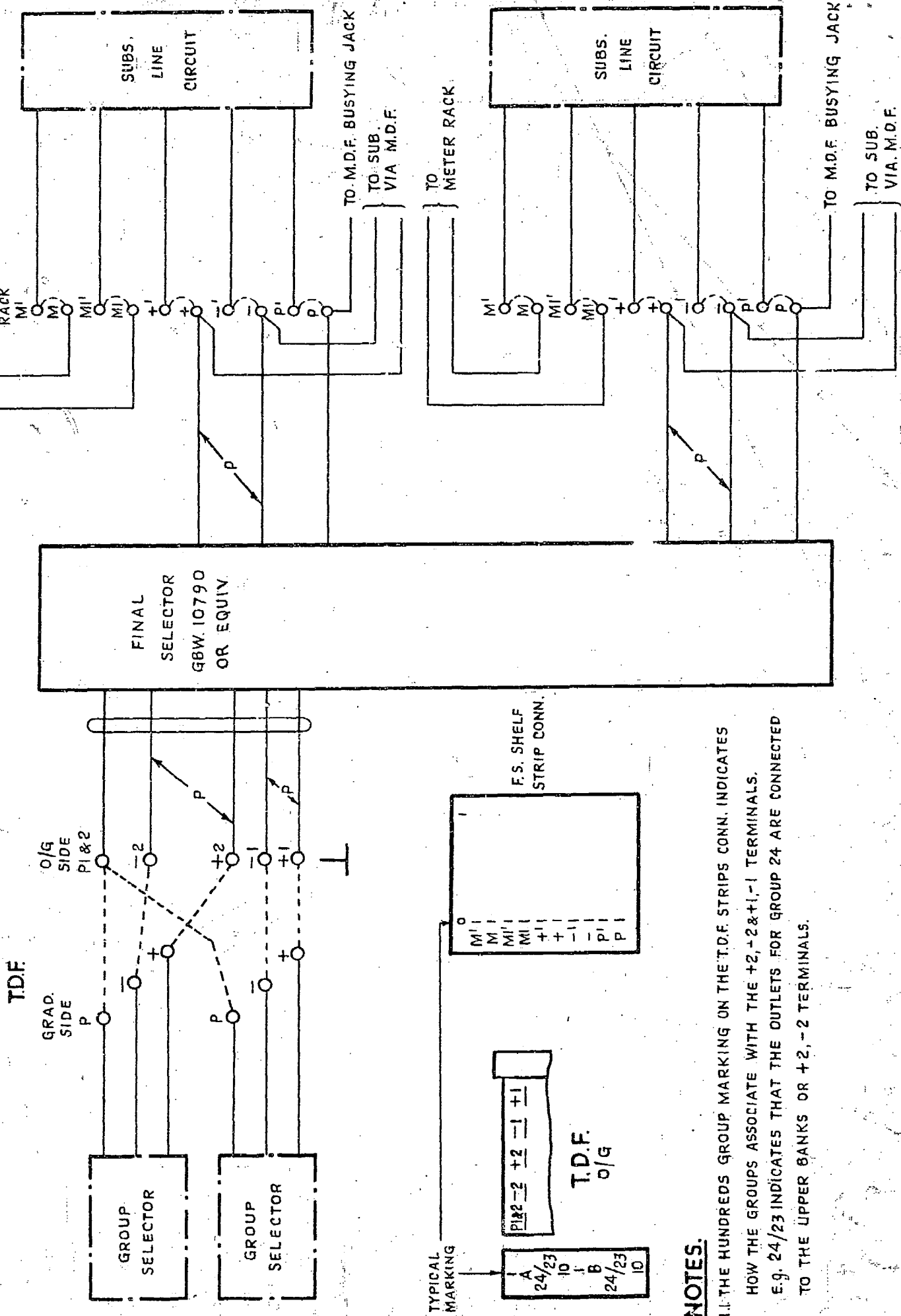


FIG. 1. OUTLETS CONNECTED VIA FINAL SELECTOR RACK STRIP CONN.



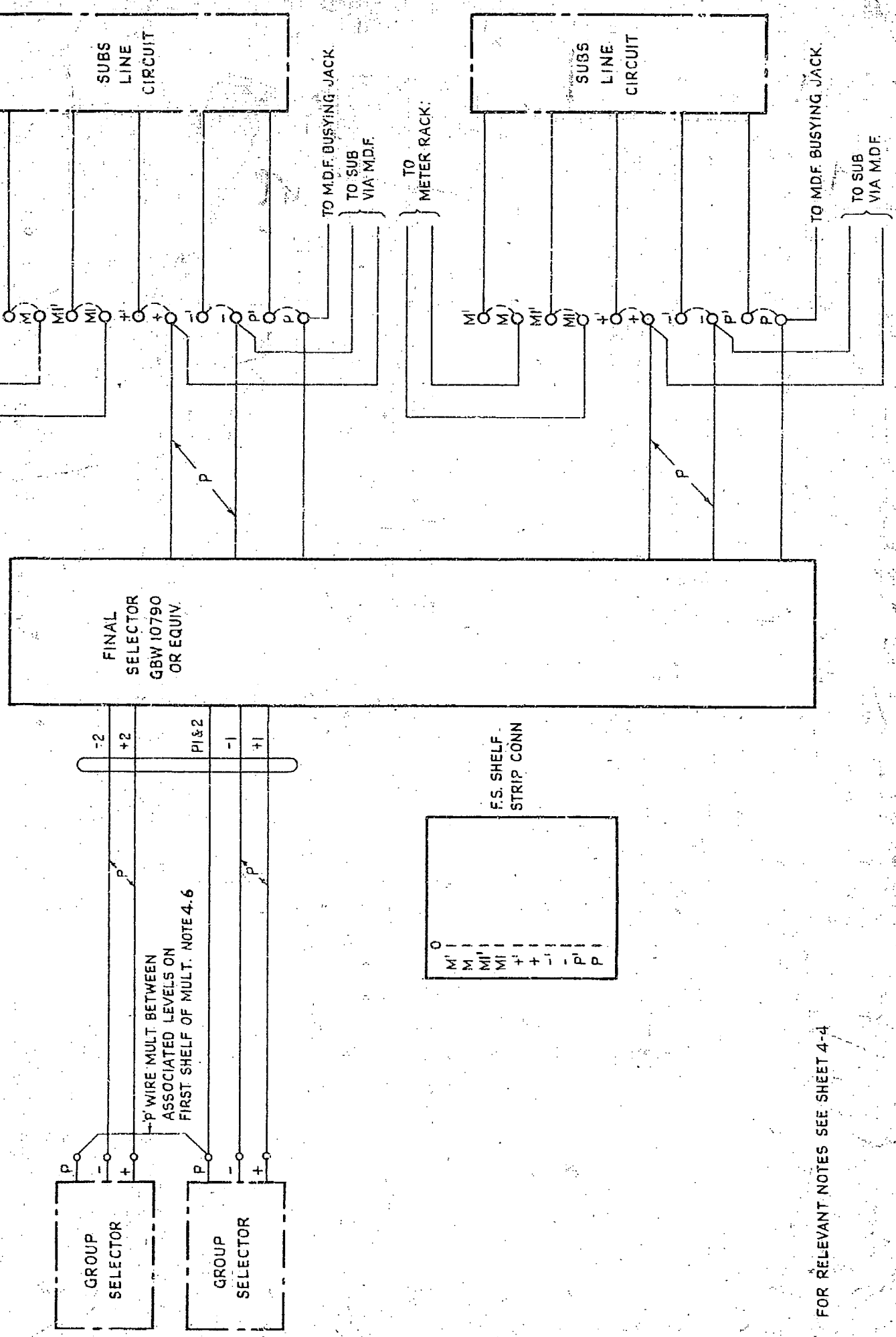
NOTES.

1. THE HUNDREDS GROUP MARKING ON THE T.D.F. STRIPS CONN. INDICATES HOW THE GROUPS ASSOCIATE WITH THE +2, -2 & +1, -1 TERMINALS. E.g. 24/23 INDICATES THAT THE OUTLETS FOR GROUP 24 ARE CONNECTED TO THE UPPER BANKS OR +2, -2 TERMINALS.

				200 LINE FINAL SELECTOR.	
				2 - 10 P.B.X.	
WAS SHEET 1-2				(68199)	13 16-11-56
10792 ADDED TO DIAGRAM NUMBER (31667)				2	5-5-54
				1	7-6-50
AMENDMENT PARTICULARS				ISSUE	DATE
				APPD	E
Z Z PO		DRAWN	CHECKED	WIRED	ENGINEER
GBX 10790 10792			10791		
				SHEET 1-4	

FIG 3 OUTLETS CONNECTED VIA FINAL SELECTOR RACK STRIP CONN

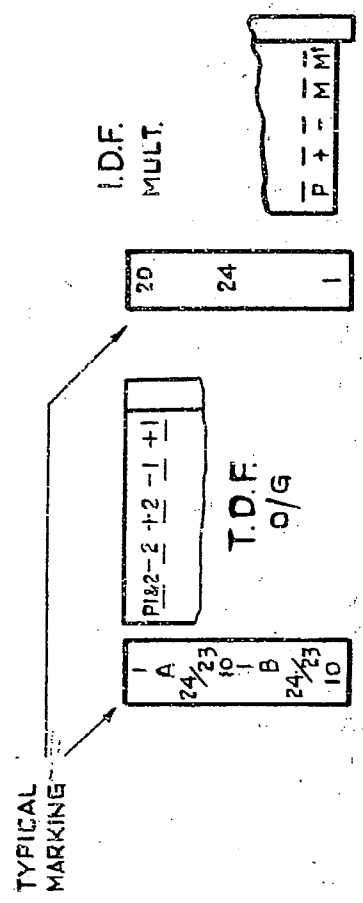
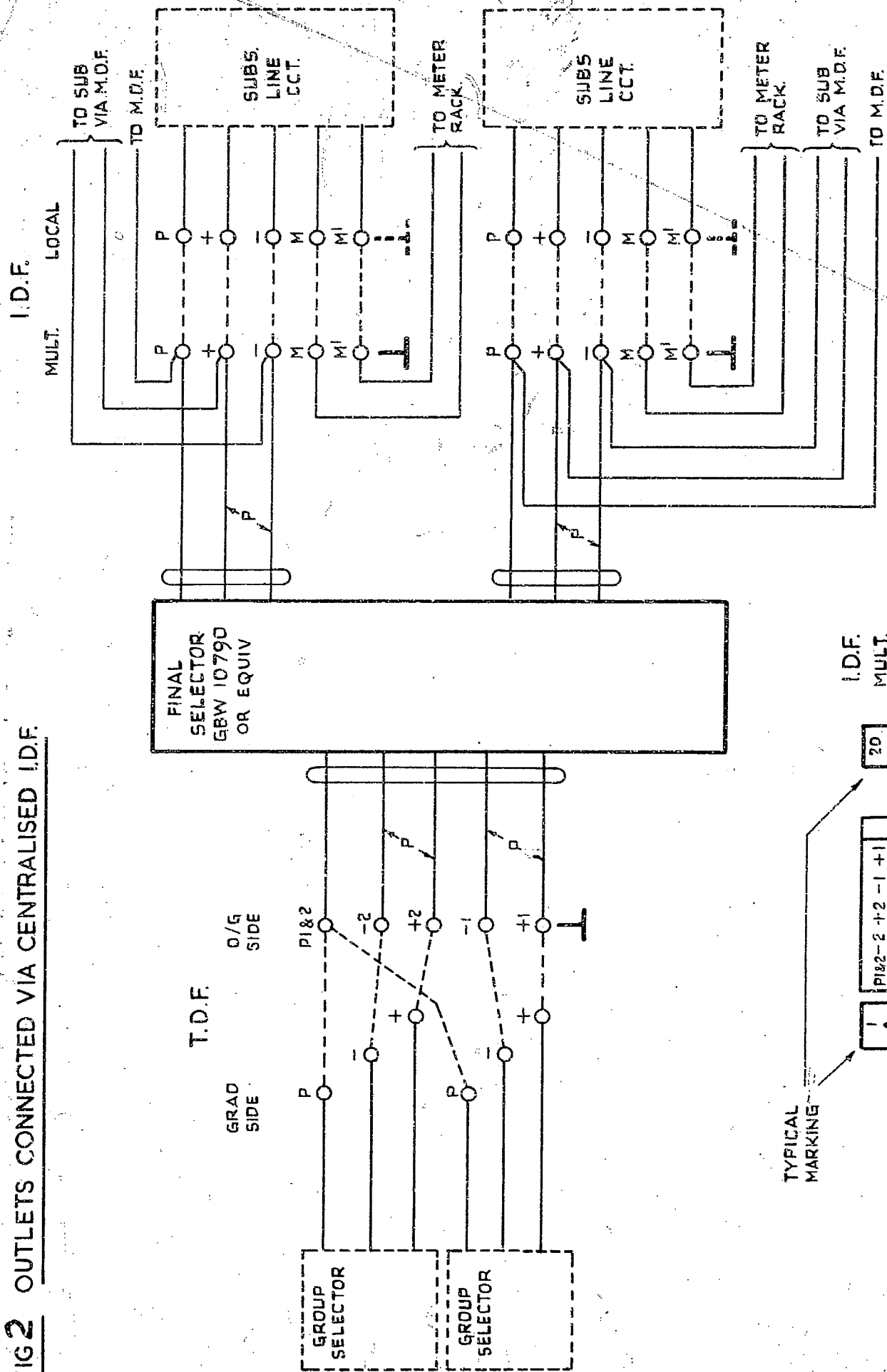
CABLING OF OUTLETS BETWEEN PEN-ULTIMATE GROUP SELECTOR BANK MULT TERM STRIPS AND FINAL SELECTORS WITHOUT T.D.F.



FOR RELEVANT NOTES SEE SHEET 4-4

					200 LINE FINAL SELECTOR	
					2-10 PBX	
					POSITIVE BATTERY METERING	
					2000 TYPE	
(68199)			3	16-11-56	AM	
AMENDMENT PARTICULARS			ISSUE	DATE	APPD	E
N.Z.P.O.		DRAWN	CHECKED	WIRED	ENGINEERS	
GBX 10790 10792						
10791						
						SHEET 3-4

FIG 2 OUTLETS CONNECTED VIA CENTRALISED I.D.F.



				200 LINE FINAL SELECTOR PBX 2-10 POSITIVE BATTERY METERING 2000 TYPE			
WAS SHEET 2-2 (68199)		3	16.11.58	CLW			
10792 ADDED TO DIAGRAM NUMBER (31667)		2	5.5.54	CLW			
		1	7.6.50	CLW			
AMENDMENT PARTICULARS		ISSUE	DATE	APPD	E		
N.Z. PD.	DRAWN	CHECKED	WIRING	ENGINEER	GBX 10790 10792 10791 SHT. 2-4		

NOTES.

- 4.1 THE HUNDREDS NUMBERING OF THE PENULTIMATE SELECTOR LEVELS INDICATES HOW THE GROUPS ASSOCIATE WITH THE +2-2 & +1,-1 TERMINALS E.G. LEVELS 24/23 INDICATES THAT THE OUTLETS FOR GROUP 24 ARE CONNECTED TO THE UPPER BANKS OR +2,-2 TERMINALS.
- 4.2 EXCEPT WHEN OTHERWISE REQUIRED OR AS LIMITED BY THE SIZE OF CABLE PROVIDED ALL OUTLETS SHALL BE COMPLETELY WIRED BETWEEN THE GROUP SELECTOR BANK MULTIPLE TERM. STRIPS AND THE FINAL SELECTOR SHELF JACKS.
- 4.3 WHERE GROUP SELECTOR OUTLETS ARE NOT CABLED THE 'P' TERMINALS SHALL BE "COMMONED" ON THE BANK MULT. TERM STRIPS AND CONNECTED TO EARTH VIA THE SHELF MISC. TERM. STRIP.
- 4.4 STRAPPING ON F.S. SHELF JACKS SHALL BE EFFECTED IN ACCORDANCE WITH THE NOTES ON THE RELEVANT GBU DIAGRAM.
- 4.5 FOR DIRECT CABLING TO F.S. GROUPS REFER TO GBW 14850
- 4.6 "P" WIRE MULTIPLE SHALL ALSO BE STRAPPED SIMILARLY ON LAST SHELF OF MULTIPLE WHEN OUTLETS ARE CONNECTED TO "30 BANK" FINAL SELECTOR GROUPS IN ACCORDANCE WITH NOTE 4.5.

					200 LINE FINAL SELECTOR 2-10 PBX POSITIVE BATTERY METERING 2000 TYPE		
RETRACED		(183013)	3A	28.11.79	A.D.G.		
		(68199)	3	16.11.56			
AMENDMENT PARTICULARS			ISSUE	DATE	APD.	SIZE: A4	E
					GBX 10790 10792 10791		SHEET 4.4.
N.Z.P.O			DRAWN	CHECKED	WIRING	ENGRS.	