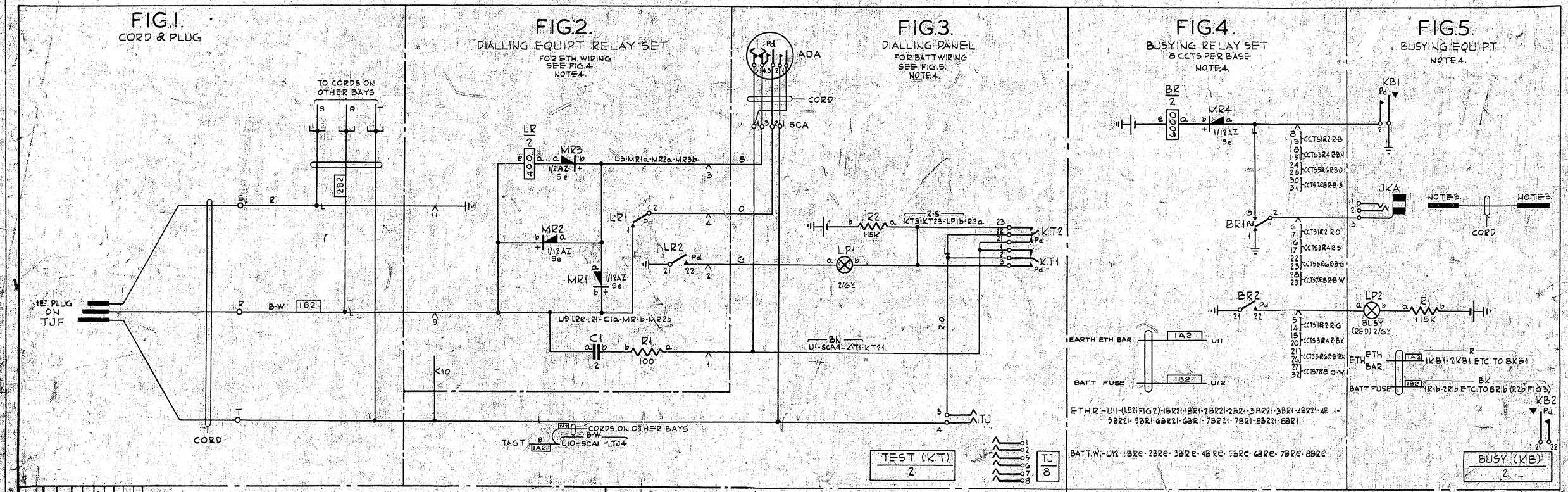

NOTES:-

1. FUSE:- 1.5A. PER 8 CCTS (FIG.4) } FUSED ON AER OR FPR
   1.5A. PER 8 CCTS (FIG.5) & FIG 3 }
   1.5A PER 2 CCTS (FIG.6) }
2. ALL WIRING TO BE 25 SWG UNLESS OTHERWISE SPECIFIED. JACK, KEY & LAMP LEADS FOR FIG.6 TO BE 22 SWG.
3. PLUG IS TYPE 118. WHICH MAKES CONNECTION WITH SLEEVE ONLY. LENGTH OF CORD TO BE 3'9"
4. FIGS. 2,3,4 & 5 ARE MOUNTED ON COMBINED PANEL AND RELAY SET. AND PROVIDED ONE SET PER 2 TJFS

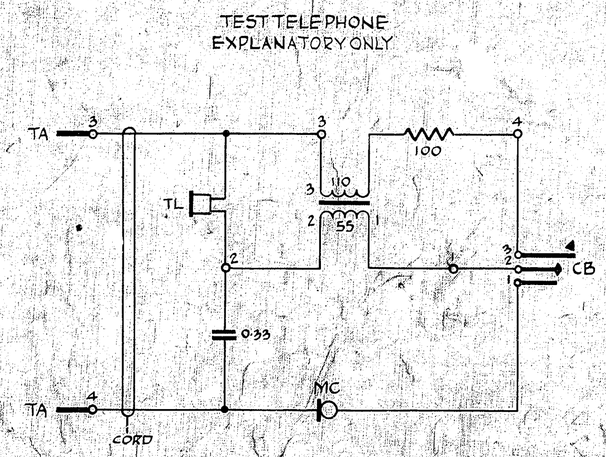

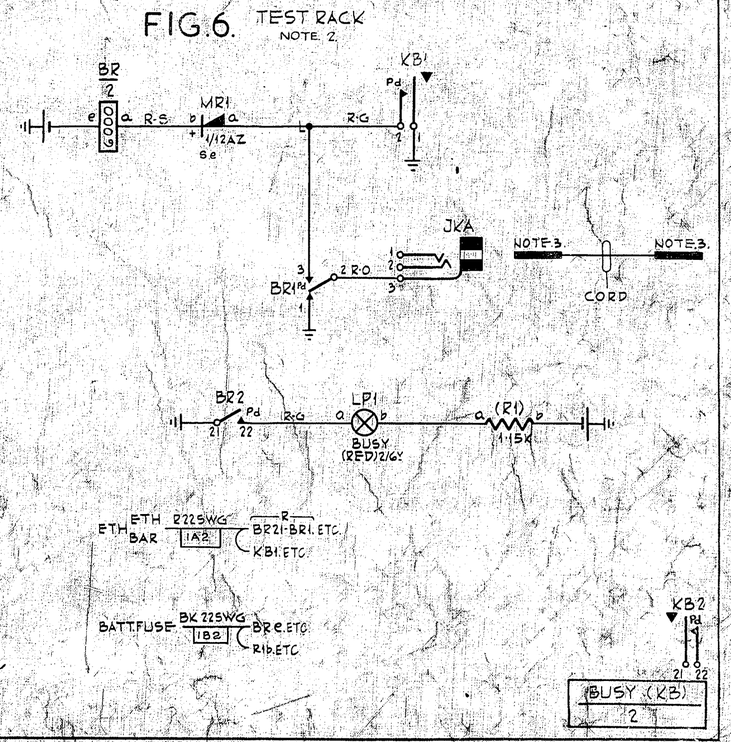

AMENDMENT PARTICULARS (56973)	ISSUE	DATE	APP2		
	1	3-3-67			
DRAWN	CHECKED	WIRING	CIRCUIT		

OUTGOING JUNCTION BUSYING CCT.
TJF OR TEST RACK
& TJF DIALLING PANEL
(GEO-THERMAL AREAS)

REF: (GBW 15740) SIZE M SOY E

GBW 19310

GBW 19310