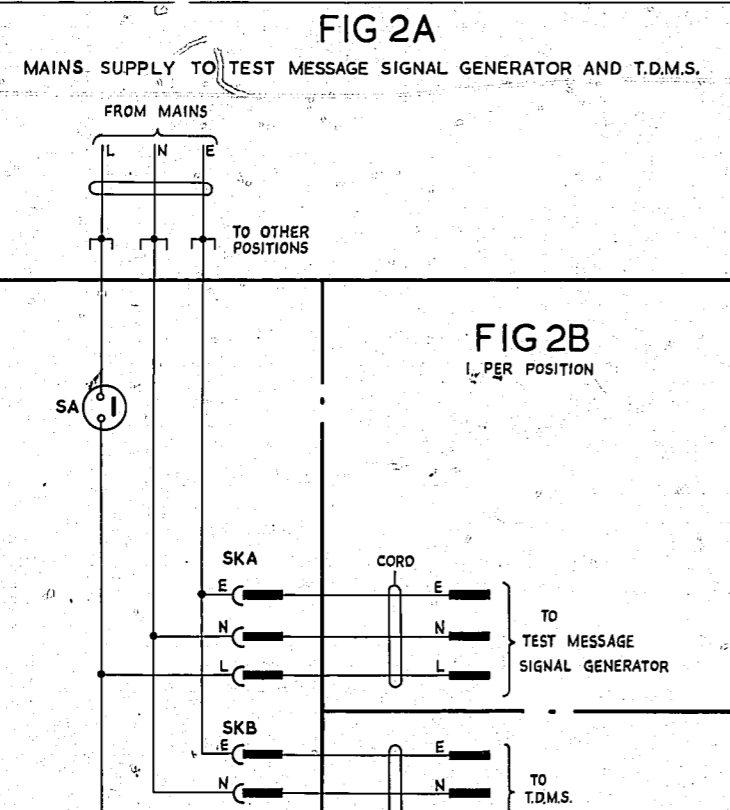


FIG 1B
1 PER POSITION



EXPLANATORY ONLY
PROVIDED BY NZPO.

FIG 2C
1 PER POSITION

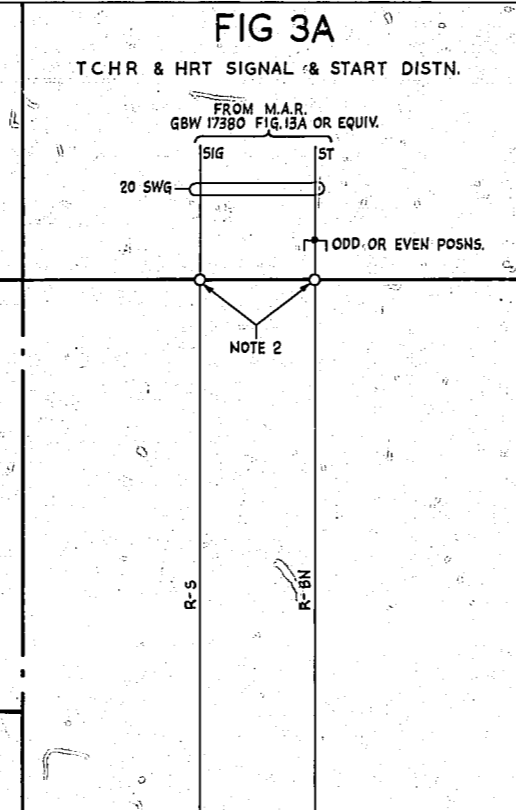


FIG 3B
1 PER POSITION

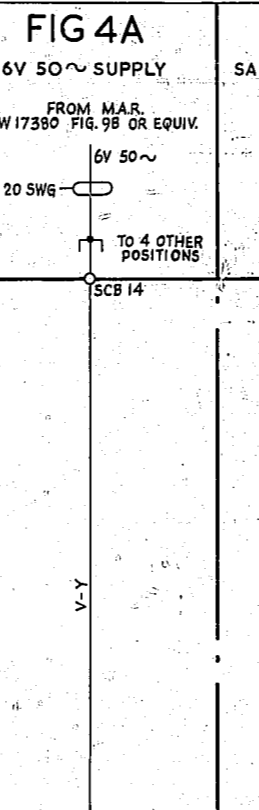


FIG 4B
1 PER POSITION

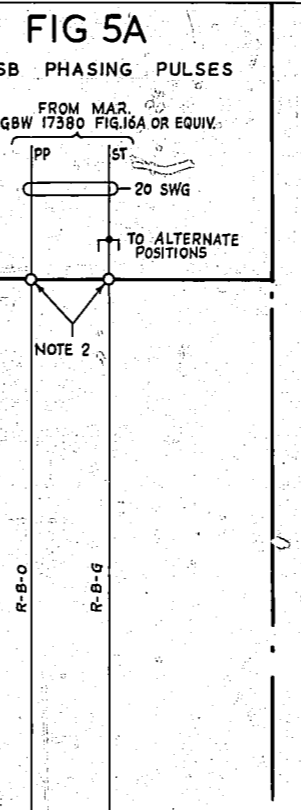
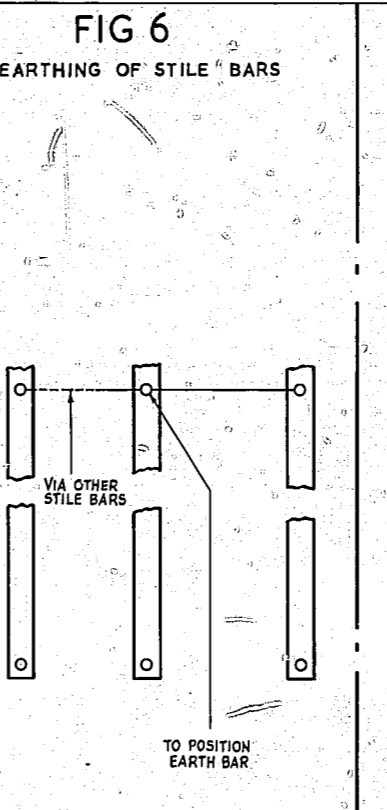


FIG 5B
1 PER POSITION



- NOTES:-
1. ALL WIRING TO BE 22 SWG. UNLESS OTHERWISE SPECIFIED
 2. UNLESS OTHERWISE SPECIFIED ALL TAGS ARE ON DESK MISC. STRIP CONN. ALLOCATION OF TAGS FOR SERVICE SIGNALS IS SHOWN IN THE FOLLOWING TABLE:-

SIGNAL	DESK STRIP CONN. TAG	
	ST.	SIG.
TCHR.	SCB 6	SCB 26
HRT.	SCB 19	SCB 39
SA. P.P.	SCN 62	SCN 72
SB. P.P.	SCN 63	SCN 73

				AUTOMATIC TELEX SYSTEM	
				COMMON SERVICES	
				TEST DESK	
				(1799)	51-09 JWE
AMENDMENT PARTICULARS			ISSUE DATE	APPR.	SIZE L 50V E
NZ.P.O.		DRAWN	CHECKED	WIRING	CIRCUIT
					GBW 17990