

FIG. 1  
PER REPEATER STATION SPEAKER

NOTES

1. FUSING:- FIG. 1 1.0A PER CIRCUIT
2. SHELF JACK U POINTS 9 & 11 MAKE CONTACT WHEN RELAY SET IS REMOVED.
3. WIRING NOT OTHERWISE SPEC'D. TO BE 25 SWG
4. Ø FOR WIRING SEE GBW 17350 OR EQUIV.
5. WHEN THE NUMBER OF TEST POSITIONS IS FIVE OR LESS USE CONNECTIONS -2- & FIG. 3. WHEN THE NUMBER OF TEST POSITIONS EXCEEDS 5 OMIT CONNECTIONS -2- & USE CONNECTIONS -1- & FIG. 4. IN THIS CASE U POINTS 5 & 17 ONLY ARE CABLED TO I.D.F. U POINTS 19-26 ARE NOT CABLED

BATT W U12 - R3b - R4b - R5b - LLc - COe - R6b - R7b  
 EARTH R U11 - LL3 - CO29 - R1a  
 BATT W 22 SWG FUSE - U12  
 EARTH R 22 SWG ETH BAR - U11

TEST DESK AUDIBLE ALARM ON CENTRALISED ALARM EQUIPMENT GBW 17160 OR EQUIV. VIA SPEAKER & TEST CIRCUIT GBW 17950 OR EQUIV.

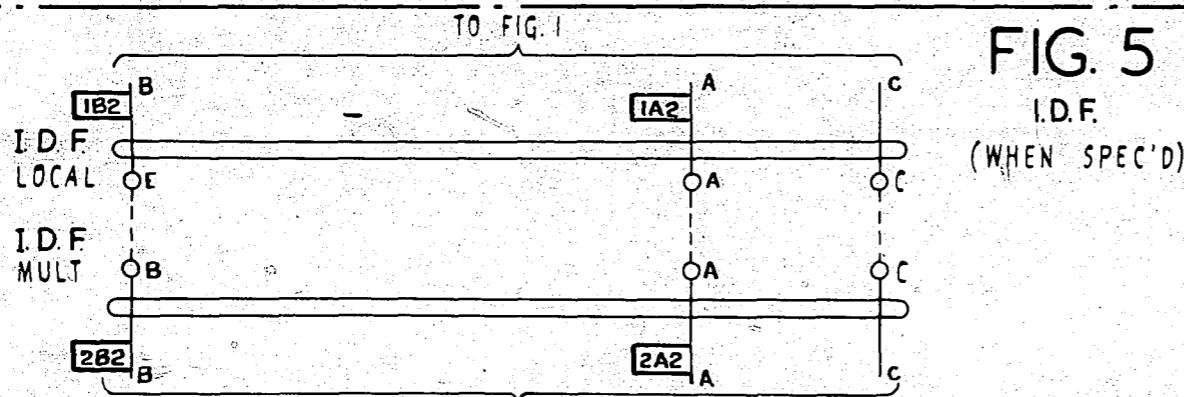
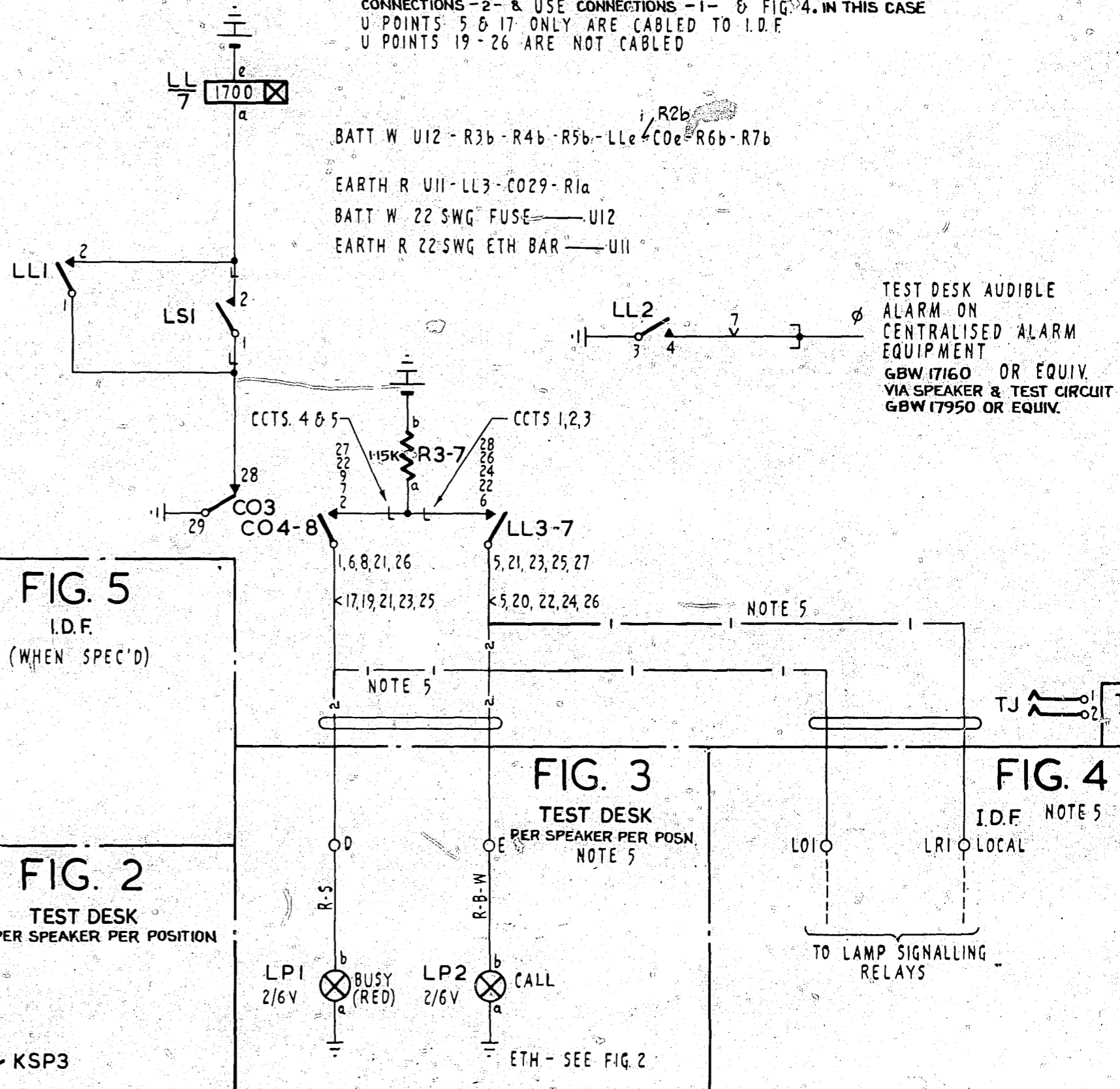


FIG. 5  
I.D.F.  
(WHEN SPEC'D)

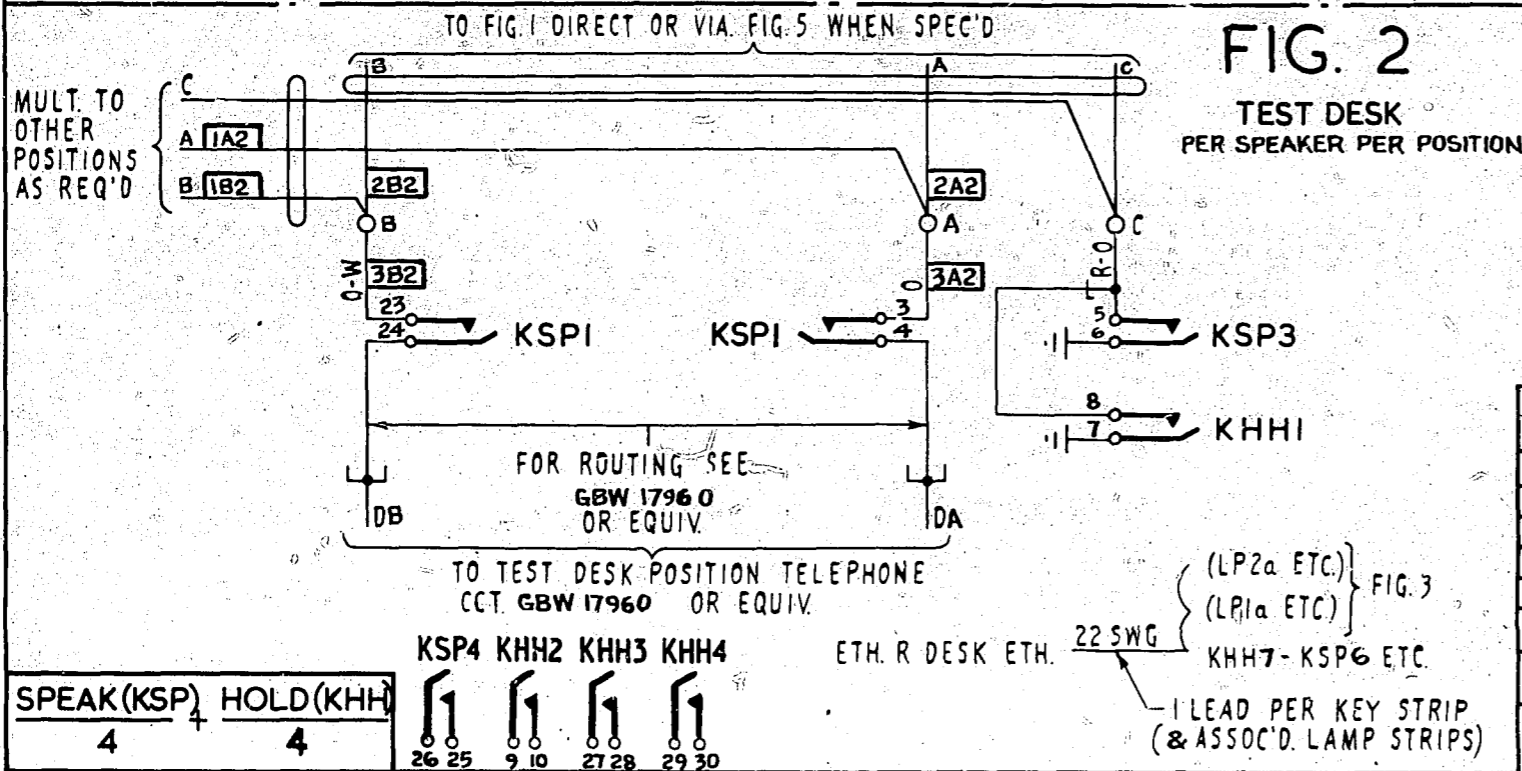
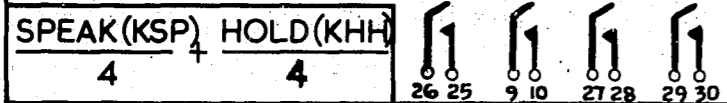


FIG. 2  
TEST DESK  
PER SPEAKER PER POSITION

| AUTOMATIC TELEX SYSTEM CALLING RELAY - SET REPEATER STATION SPEAKER CCT. TERMINATED ON THE TEST DESK 2000 TYPE |       |         |                |
|--|-------|---------|----------------|
| AMENDMENT PARTICULARS  | ISSUE | DATE    | APPD.          |
| FIG. 1 BATT CONNECTION TO R2b AMENDED (9831)   | 2     | 12.7.68 | J.W.E.         |
| (8668)   | 1     | 8.4.68  | am             |
| SIZE: S 50V E  |       |         |                |
| GBW 17890  |       |         |                |
| N.Z.P.O.   | DRAWN | CHECKED | WIRING CIRCUIT |



ETH. R DESK ETH. 22 SWG  
 (LP2a ETC.) FIG. 3  
 (LP1a ETC.)  
 KHH7 - KSP6 ETC.  
 - 1 LEAD PER KEY STRIP (& ASSOC'D. LAMP STRIPS)