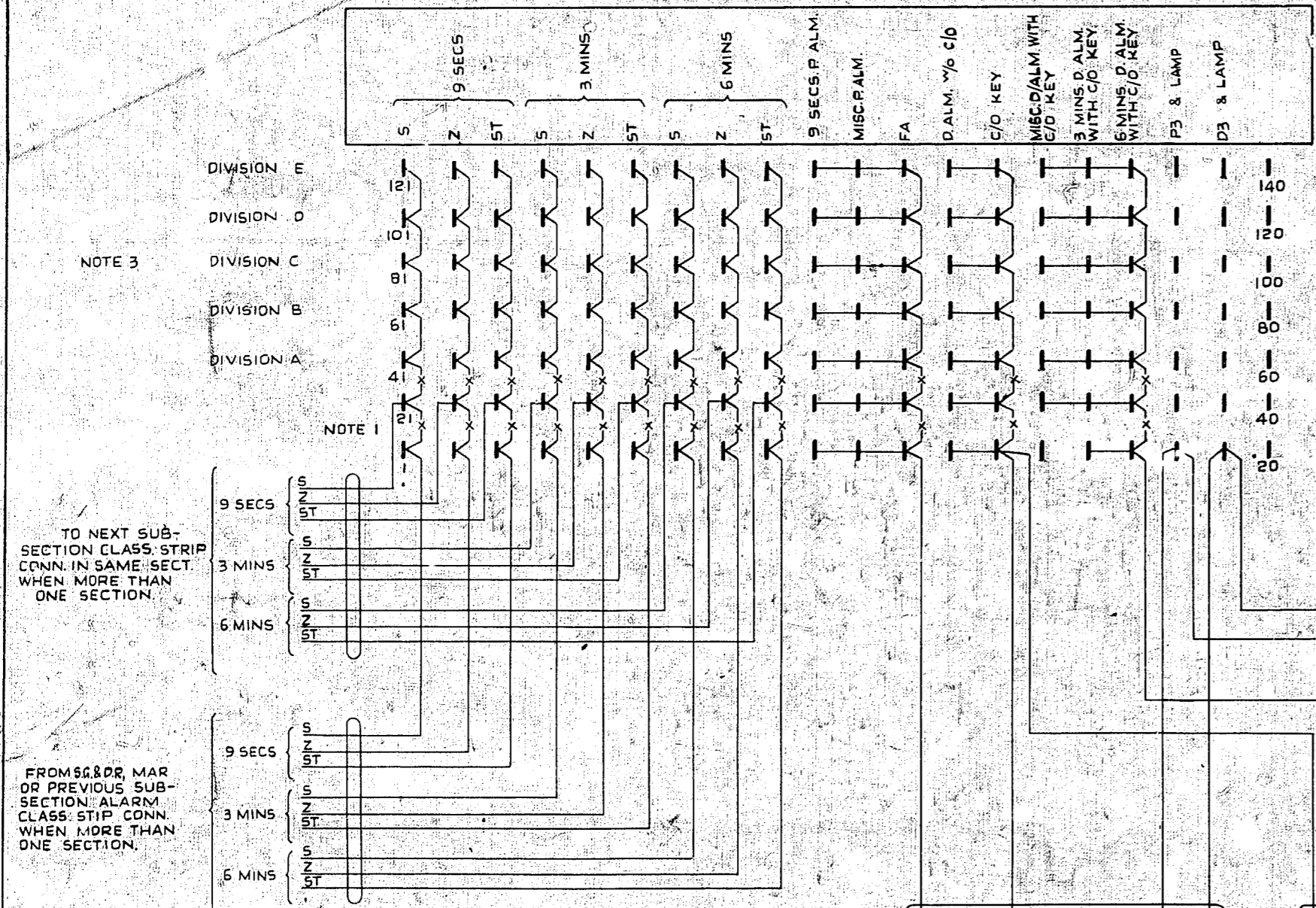
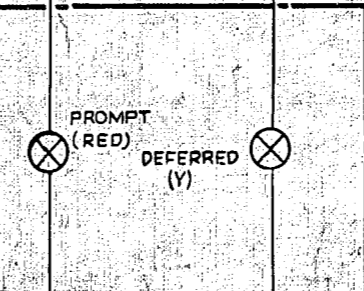
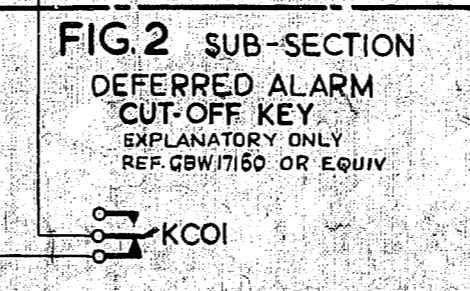
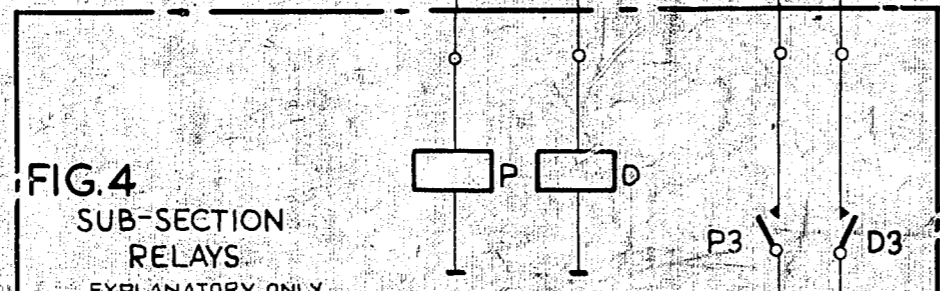


FIG.1 SUB-SECTION ALARM CLASSIFICATION CONNEXION STRIP



- NOTES**
- 1 X DENOTES TEST STRAP
 - 2 STRAPPING BETWEEN ADJACENT TAGS TO BE 22 SWG. BTC.
 - 3 SEE TABLE FOR ALLOCATIONS OF TAGS TO DIVISIONS.

CIRCUIT	SERVICE DESIGNN	TAG NUMBERS					FROM PREVIOUS SUB-SECTM	TO NEXT SUB-SECTM
		A	B	C	D	E		
9 SECS DELAYED ALARM	S	41	61	81	101	121	1	21
	Z	42	62	82	102	122	2	22
	ST	43	63	83	103	123	3	23
3 MINS DELAYED ALARM WITH CUT-OFF KEY	S	50	70	90	110	130	—	—
	Z	44	64	84	104	124	4	24
	ST	45	65	85	105	125	5	25
6 MINS DELAYED ALARM WITH CUT-OFF KEY	S	46	66	86	106	126	6	26
	Z	56	76	96	116	136	—	—
	ST	47	67	87	107	127	7	27
PROMPT ALM.	P. ALM	48	68	88	108	128	8	28
FUSE ALM.	F. A.	49	69	89	109	129	9	29
DEFERRED ALM. WITH CUT-OFF KEY		57	77	97	117	137	—	—
DEFERRED ALM. WITHOUT CUT-OFF KEY		53	73	93	113	133	—	—



AUTOMATIC TELEX SYSTEM
SUB-SECTION ALARM
CLASSIFICATION STRIP
CONNEXION

(70873) 19-4-63

AMENDMENT	PARTICULARS	ISSUE DATE	APP'D.	SIZE	E
NZPO					

GBW 17300

