FIG 1A STATION LINE CIRCUIT RELAY SET

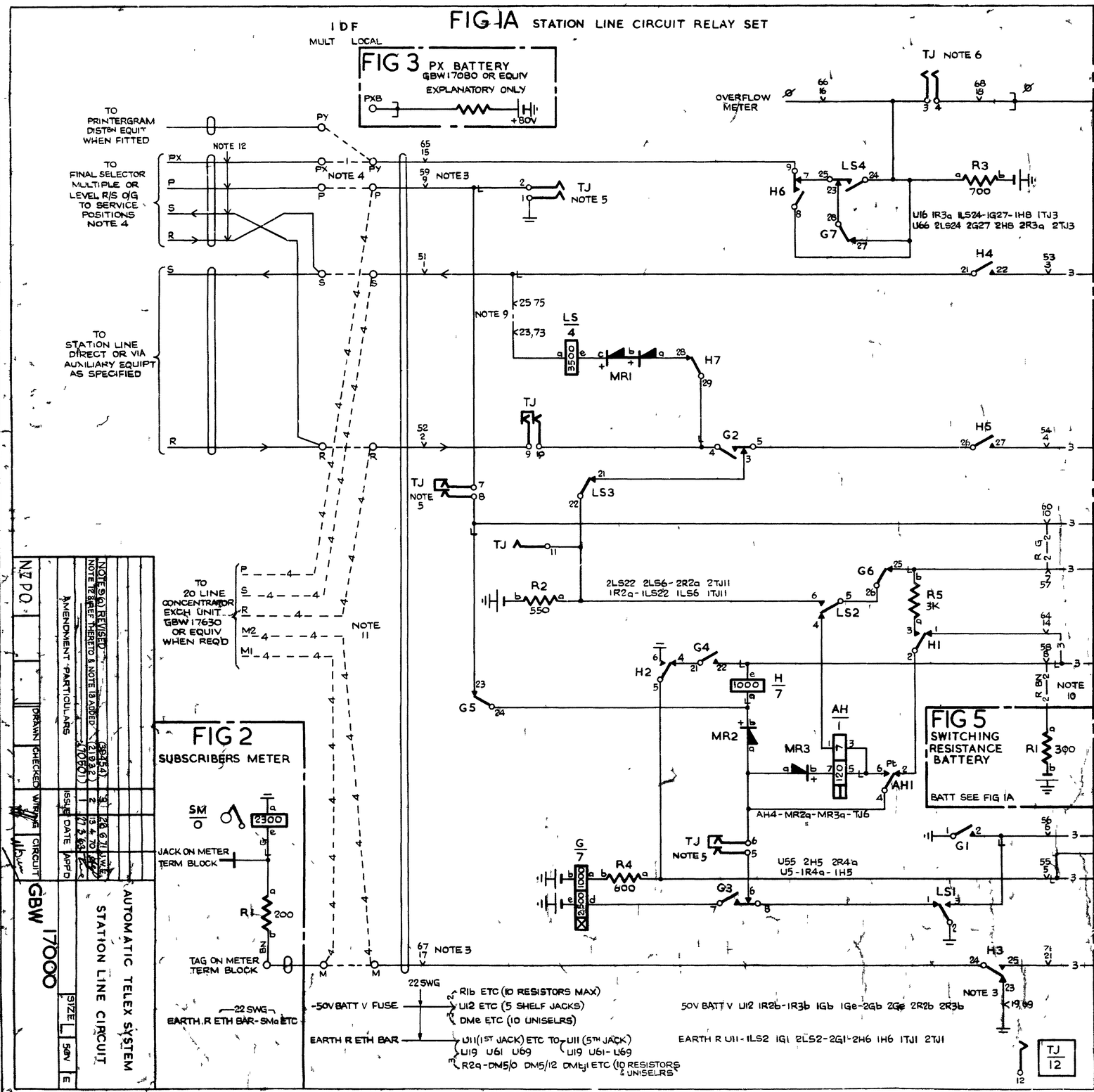

FIG 4 LINE GROUP OVERFLOW METER CIRCUIT

GBW 17060 OR EQUIV
EXPLANATORY ONLY

FIG 1B UNISELECTOR

NOTE 10

BANK MULT STRIP CONN

FIG 1C O/G CIRCUITS

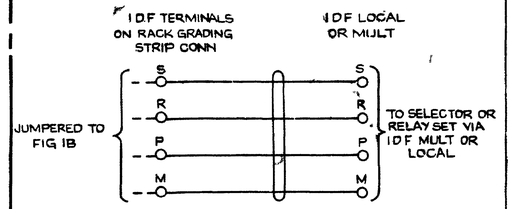

FIG 1D TIE CIRCUITS BETWEEN RACKS

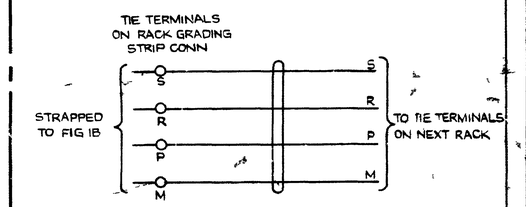

NOTES

1. FUSE -50V 1.5A PER 10 CCTS
2. ⟵ INDICATES DIRECTION OF TRANSMISSION
3. SHELF JACK U POINTS 9 & 11, 17 & 19, 59 & 61, 67 & 69 MAKE CONTACT WHEN RELAY SET IS REMOVED
4. FOR TRUNKS O/G FROM F/S MULT AND TRUNKS O/G FROM LEVEL R/S, JUMPER S, R & P TAGS AS SHOWN - - - -
   FOR TRUNKS O/G FROM F/S MULT FOR A SINGLE STATION LINE, JUMPER PY TAG TO PX TAG AS SHOWN --I---I--
   FOR TRUNKS O/G FROM F/S MULT FOR A GROUP OF AUXILIARY STATION LINES, COMMON THE PY TAGS OF ALL THE LINES TO THE PX TAG OF THE LAST LINE IN THE GROUP AND COMMON THE PX TAGS OF THE OTHER LINES IN THE GROUP TO A PXB TAG
5. ON SPARE EQUIPMENTS REMOVE LINKS TJ5 6 AND TJ7 8, INSERT LINK TJ1-2
6. A LINE GROUP OVERFLOW METER CAN BE ASSOCIATED WITH ANY GROUP OF AUXILIARY LINES BY INSERTING A LINK N (YELLOW) BETWEEN TJ3 & TJ4 OF THE LAST LINE OF THE GROUP & ANOTHER LINK IN THE APPROPRIATE METER ACCESS PACK
7. WIRING NOT OTHERWISE SPECIFIED TO BE 25 SWG
8. Ø FOR WIRING SEE GBW 17310 OR EQUIV
9. (a) WHEN A STATION LINE INCLUDES A V.F CHANNEL OR CONNECTS EITHER A SERVICE STATION OR A STATION CONNECTED TO A SATELLITE EXCHANGE STRAP SHELF JACK POINTS 23 19 OR 73 69
   (b) WHEN A STATION LINE DOES NOT INCLUDE A V.F CHANNEL & CONNECTS AN ORDINARY SUBSCRIBERS STATION, STRAP SHELF JACK POINTS 23-25 OR 73-75
10. WHEN CIRCUIT IS SPECIFIED FOR UNIDIRECTIONAL I/C LINES ADD FIG 5 AND CONNECTIONS SHOWN —2—2— AND DELETE FIG 1B AND CONNECTIONS SHOWN —3—3—
11. FOR CONCENTRATOR LINKS JUMPER S, R, P & M TAGS AS SHOWN - - 4 - - - 4 - - - AND DELETE ALL OTHER JUMPERS
12. WHEN THE CIRCUIT IS SPECIFIED FOR UNIDIRECTIONAL O/G LINES (ie FROM STATION TO EXCHANGE) R S P AND PX LEADS ARE NOT CABLED -
13. ON SOME EARLY EQUIPMENT BATTERY WIRING IS W

FIG 2 SUBSCRIBERS METER

FIG 5 SWITCHING RESISTANCE BATTERY

BATT SEE FIG 1A

NOTE 9 (a) REVISED	(GB 15.4)	3	28.6.71		
NOTE 12 & REF THERETO & NOTE 13 ADDED	21.9.32	2	15.4.70		
	17060)	1	17.5.64		
AMENDMENT - PARTICULARS		ISSUE	DATE	APP'D	

DRAWN | CHECKED | WIRING | CIRCUIT

N.Z.P.O.

GBW 17000

AUTOMATIC TELEX SYSTEM

STATION LINE CIRCUIT

SIZE L | 50V | E

GBW 17000