

FIG. 1
B/W LINES TO AUTO (SERVICE CONNECTION) &
NIGHT ALARM SUPERVISORS DESK OR
ASSISTANT SUPERVISORS DESK

HOLD (KH) NIGHT ALARM OFF (KNAO) O/G & I/C AUTO (KBA) TEST DESK (KDT) TO G.B.W. 12880 FIG. 5

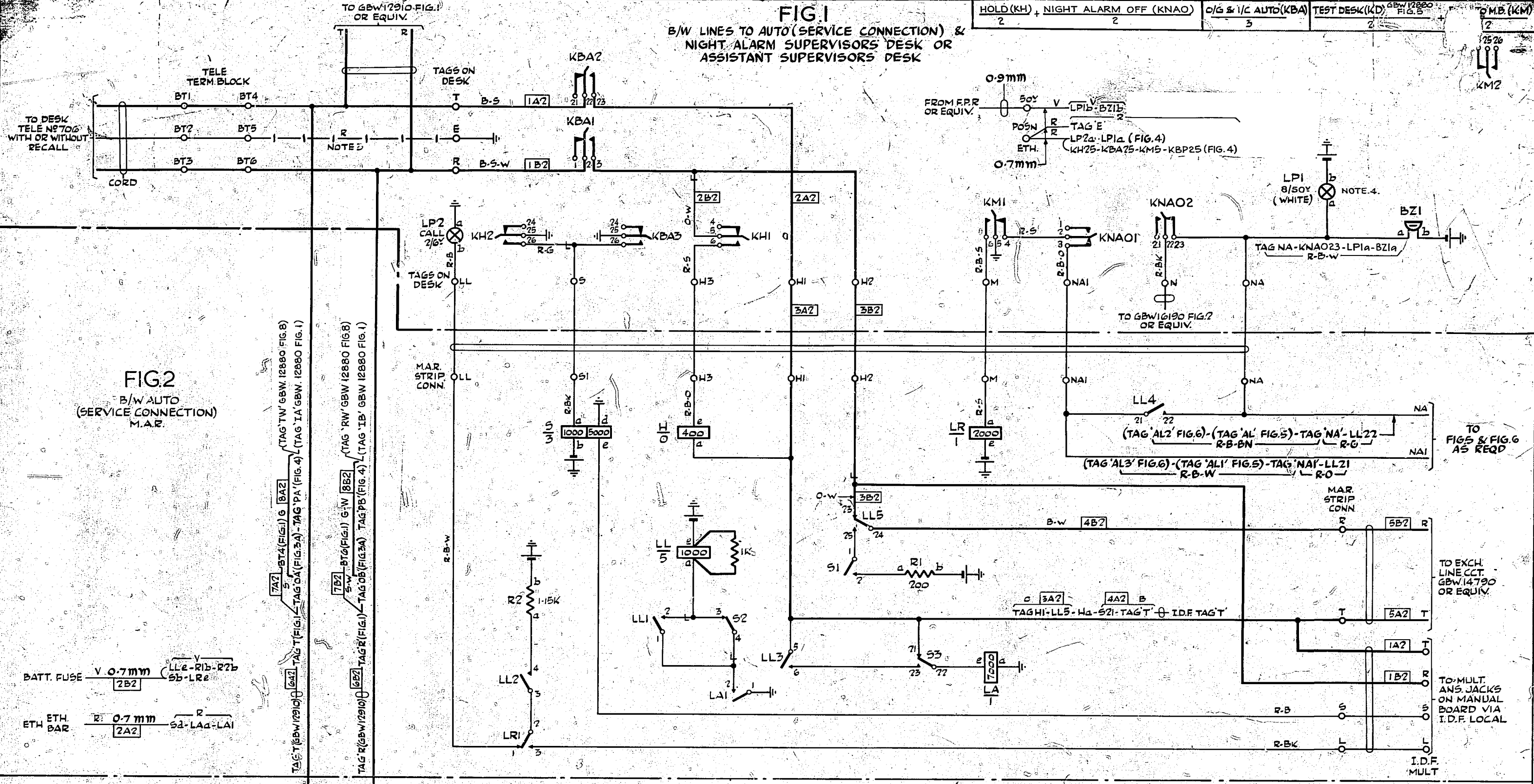


FIG. 2
B/W AUTO
(SERVICE CONNECTION)
M.A.R.

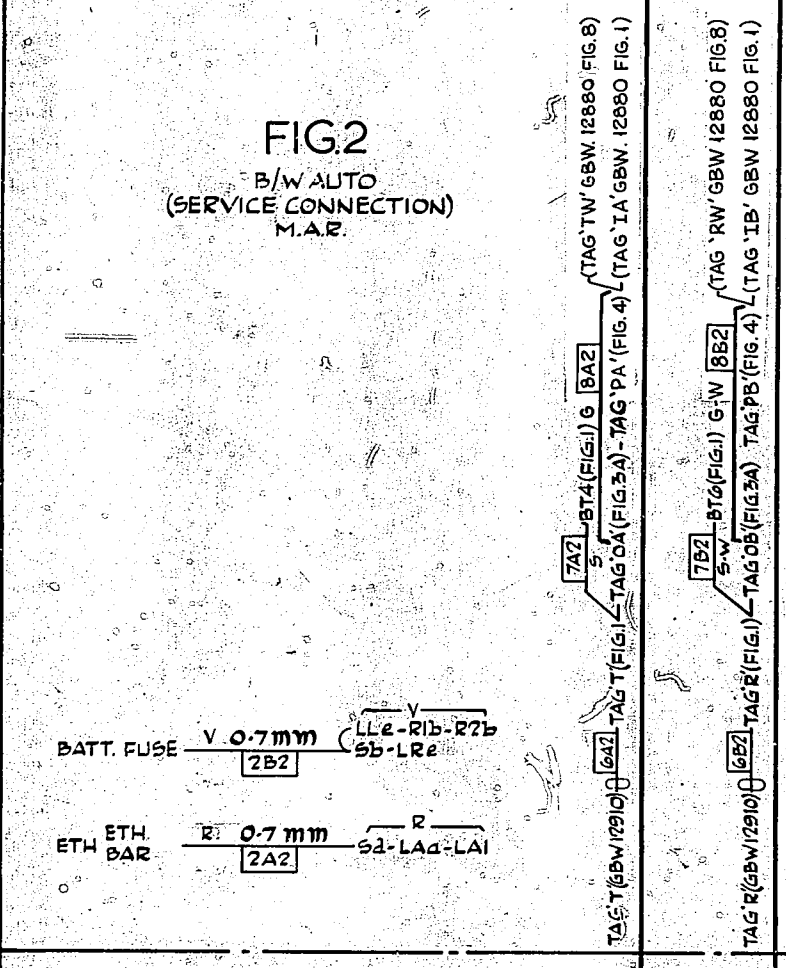


FIG. 3A
ORDER WIRE CIRCUIT
SUPERVISORS DESK

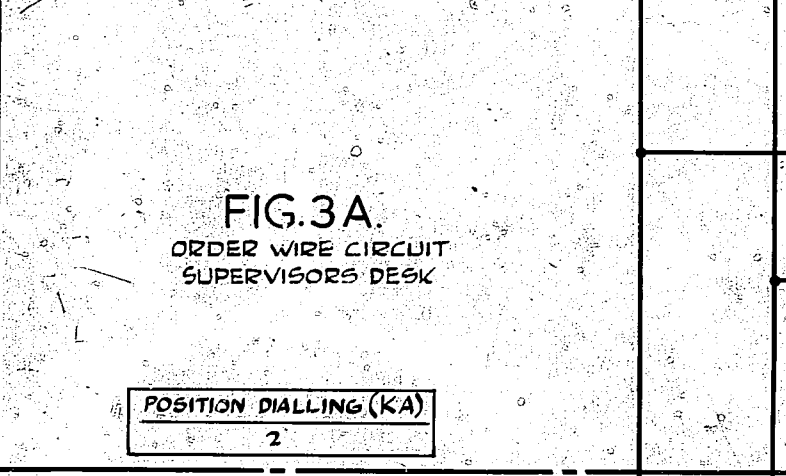


FIG. 3B
M.A.R.

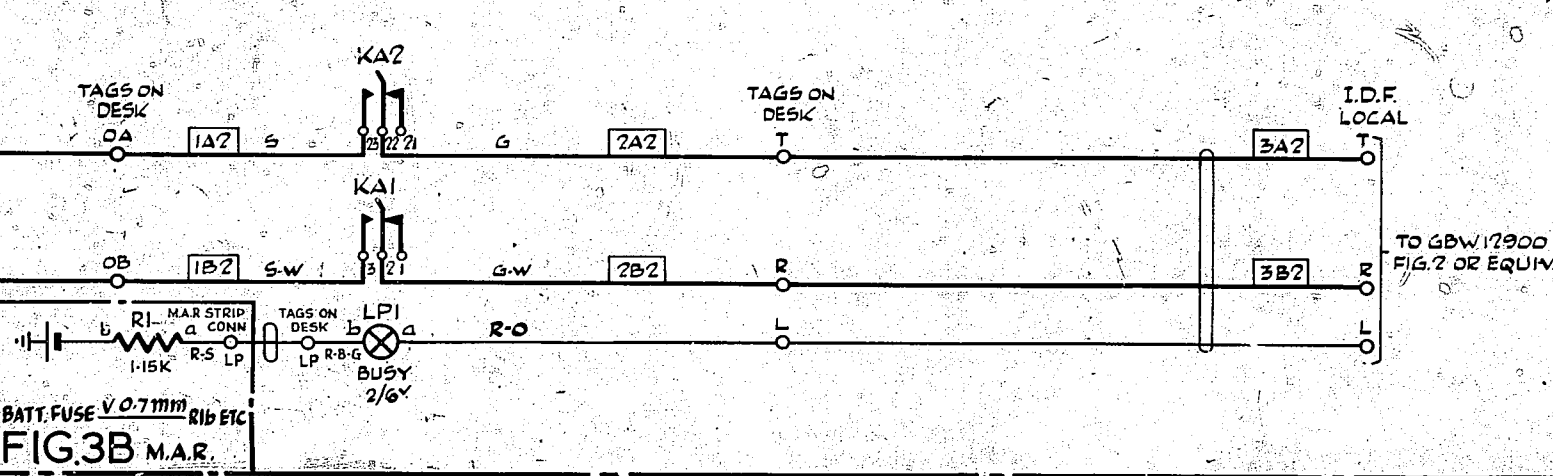


FIG. 4
SUPERVISORS DESK
B/W LINES TO AUTO
CONNECTION TO G.S.I. LINES
OR EQUIV. EXCH. LINES
FOR ETH RUN SEE FIG. 1

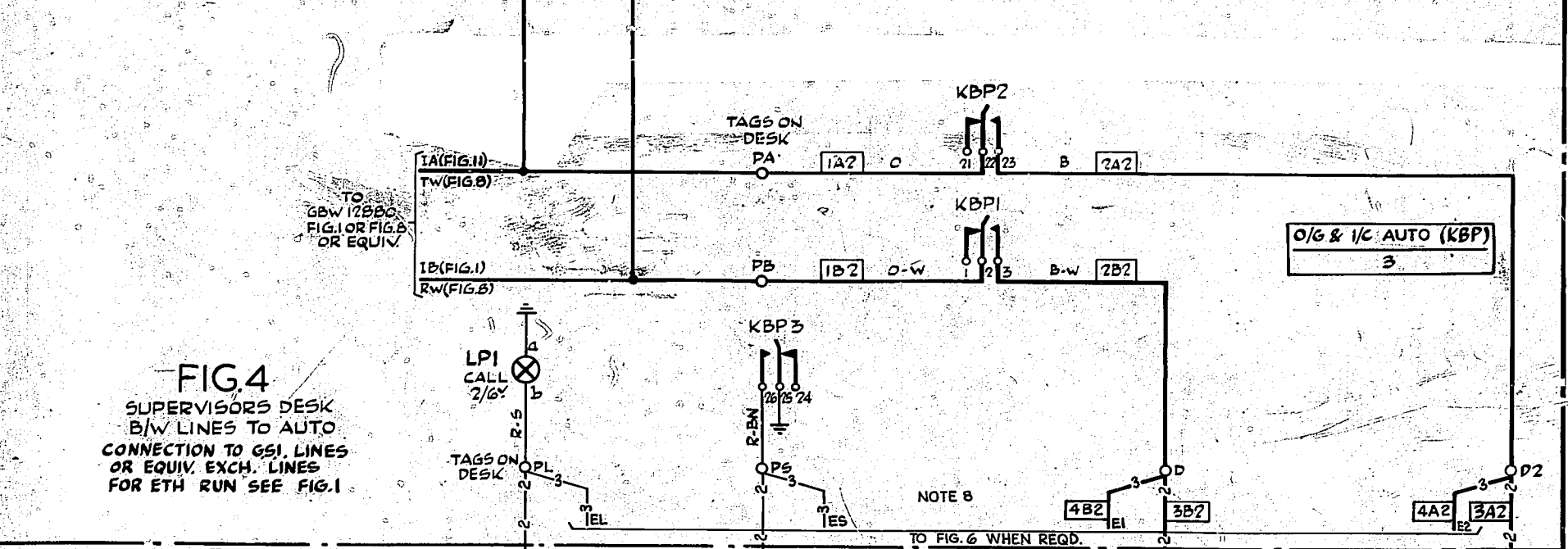


FIG. 5
B/W LINES TO AUTO, M.A.R.
CONNECTION TO G.S.I. LINES
OR EQUIV. EXCH. LINES

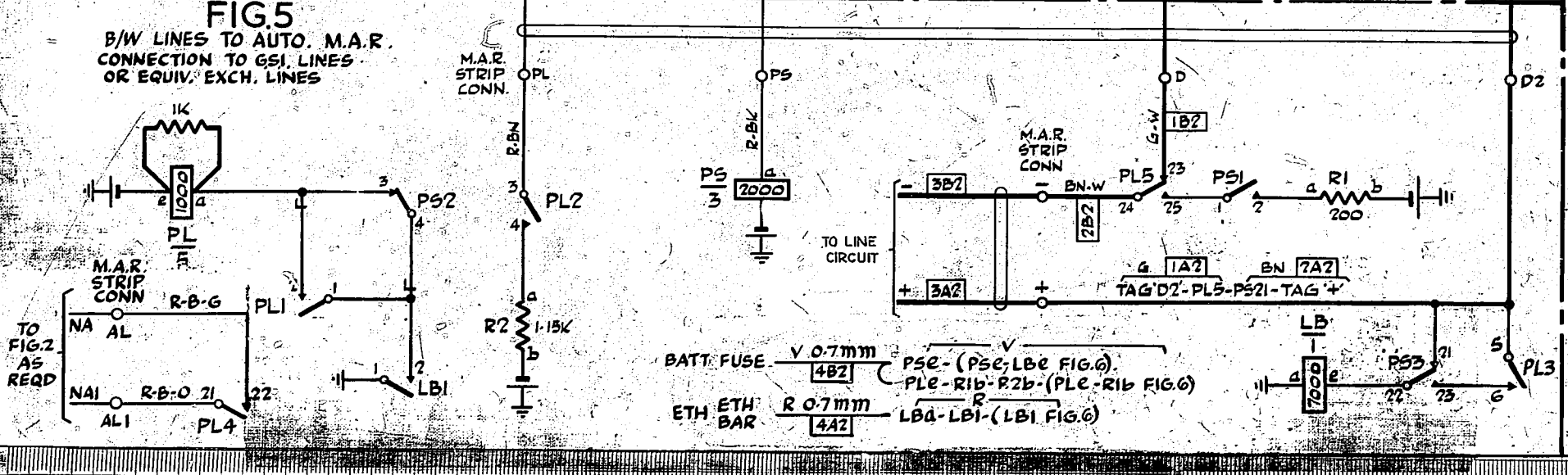
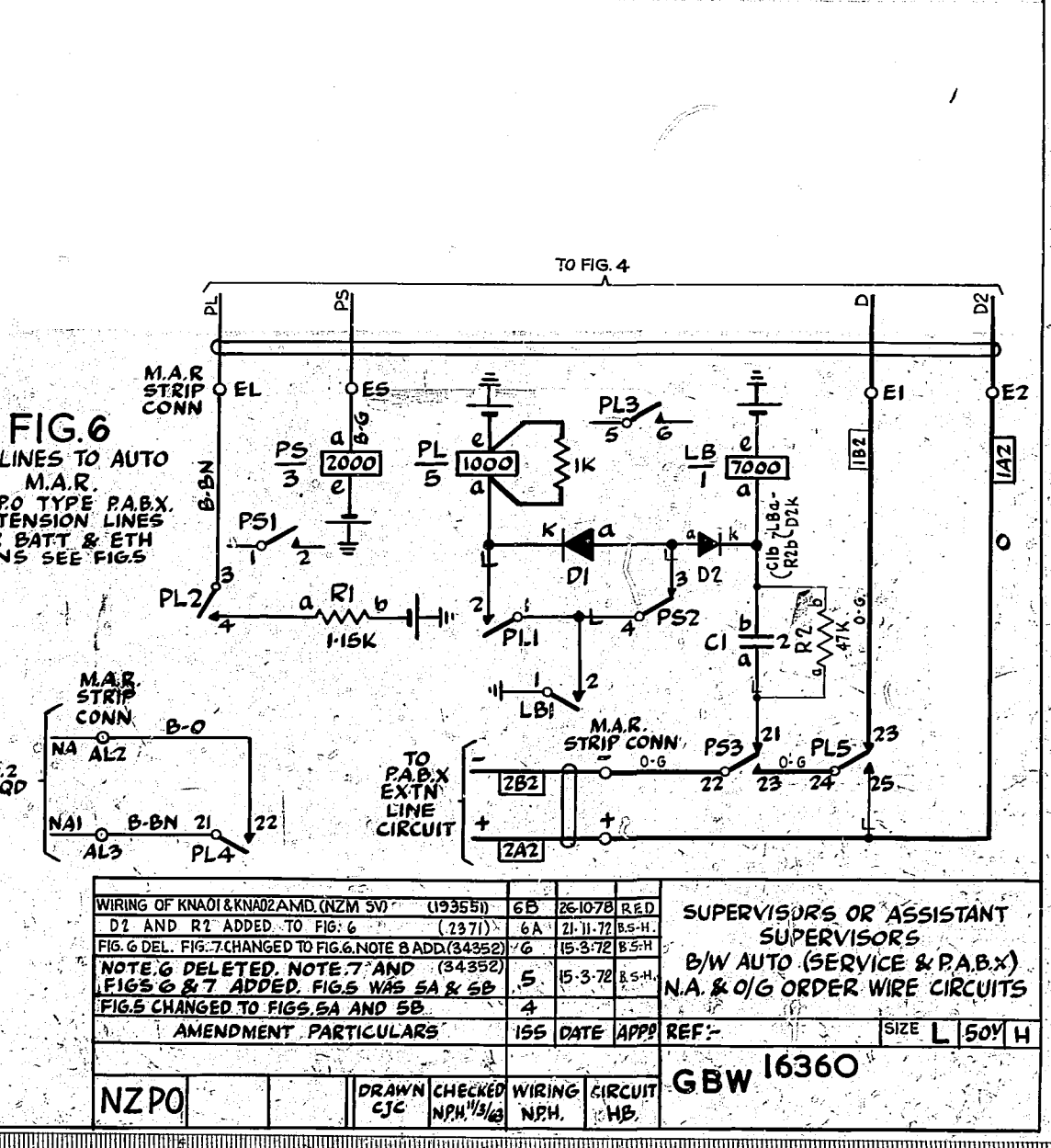


FIG. 6
B/W LINES TO AUTO
M.A.R.
N.Z.P.O TYPE P.A.B.X.
EXTENSION LINES
FOR BATT & ETH
RUNS SEE FIG. 5



- NOTES:-**
- FUSE:- FIG. 1 1.5A PER CIRCUIT
FIG. 2
FIGS 3 & 7 1.5A PER CIRCUIT
FIG. 3B " " 10. CIRCUITS
 - ALL WIRING TO BE 0.5mm UNLESS OTHERWISE SPECIFIED.
 - WHEN TELE. NO 706 IS PROVIDED WITH RECALL FACILITY (RECALL BUTTON ON TELEPHONE) USE WIRING SHOWN - 1 -
 - PRIOR TO ISSUE 3 LPI FIG. 1 WAS 50V/15W
 - ON EARLIER EQUIPT. BATT WIRE COLOURING WAS BK OR W.
 - DELETED.
 - PRIOR TO ISSUE 5, METRIC WIRE SIZES WERE NOT SHOWN.
 - WHEN FIG. 5 IS REQUIRED USE CABLING SHOWN THUS - 2 -
WHEN FIG. 6 IS REQUIRED USE CABLING SHOWN THUS - 3 -

WIRING OF KNAO1 & KNAO2 (NZM 50V)	U93550	6B	25-1078	RED	SUPERVISORS OR ASSISTANT SUPERVISORS B/W AUTO (SERVICE & P.A.B.X.) N.A. & O/G ORDER WIRE CIRCUITS	
D2 AND R2 ADDED TO FIG. 6	(2371)	6A	21-11-77	RS-H.		
FIG. 6 DEL. FIG. 7 CHANGED TO FIG. 6 (NOTE B ADD)	(34352)	6	15-3-72	B.S.H.		
NOTE G DELETED. NOTE 7 AND FIGS 6 & 7 ADDED. FIGS 5A & 5B	(34352)	5	15-3-72	B.S.H.		
FIGS 6 & 7 ADDED. NOTE 7 AND FIGS 5A & 5B		4				
FIGS CHANGED TO FIGS 5A AND 5B						
AMENDMENT PARTICULARS					ISS DATE APPD	REF:-
NZPO					DRAWN NPH/19/6	CHECKED CJC
WIRING NPH					CIRCUIT HB	GBW 16360

5 Centimetres 10 15 20 25 30 35 40 45 50