

- NOTES:
1. FUSE 1.5A PER CKT.
 2. Ø FOR WIRING SEE GBW 10640 OR EQUIV.
 3. ALL WIRING TO BE 25 SWG UNLESS OTHERWISE SPECIFIED.
 4. SHELF JACK POINTS U9 & U11, U14 & U16 TO MAKE CONTACT WHEN RELAY SET IS REMOVED.

- BATT. BK. 22 SWG. FUSE U12.
 ETH. R. 22 SWG. ETH. BATT. U11.
 BATT. W. U12-R5b-De-He-EtE-R4b-R1b.
 ETH. R. U11-Db-H23-H5-S21-Sa-S3.

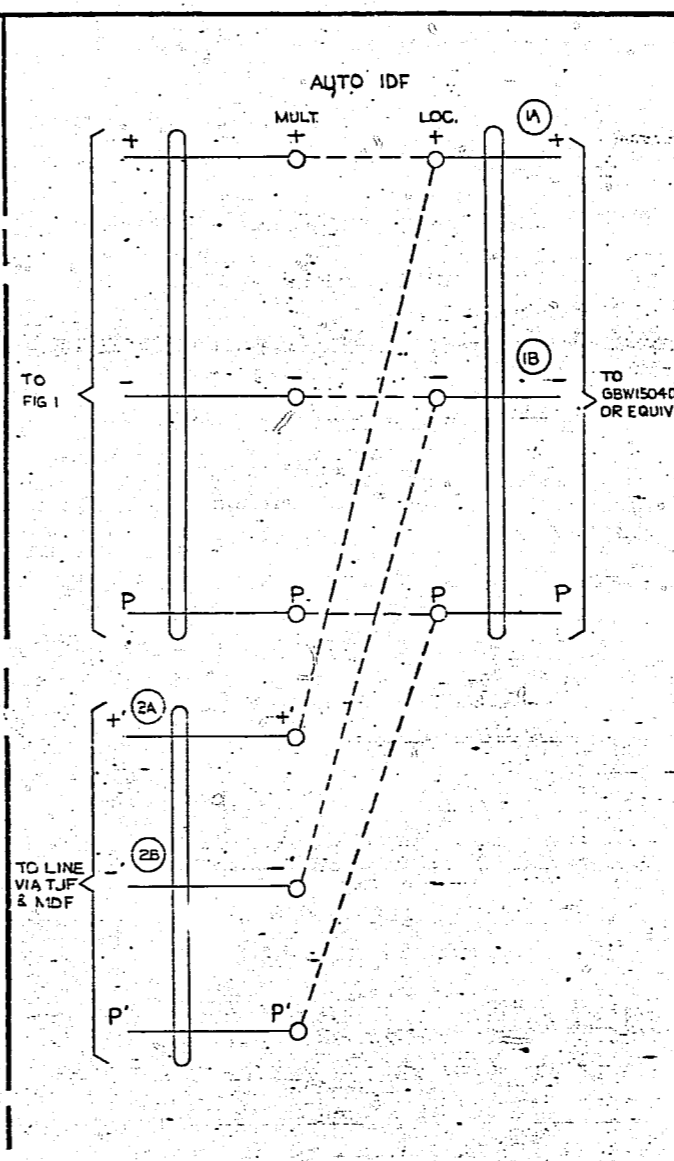


FIG. 2.
DIRECT ACCESS.

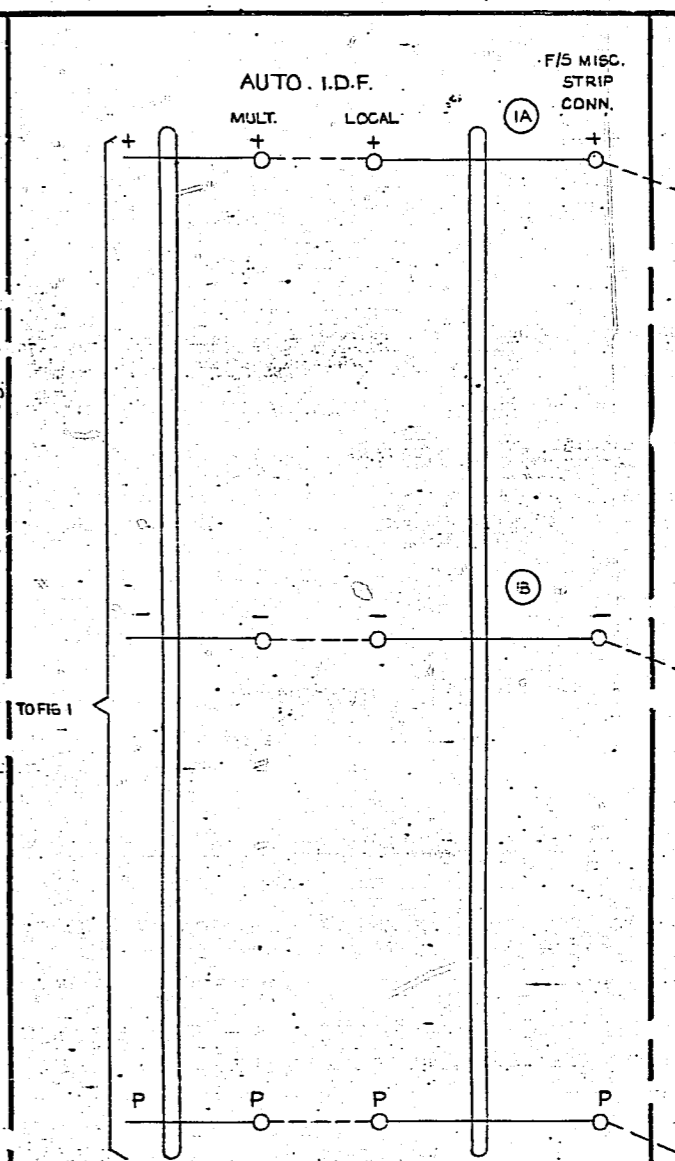
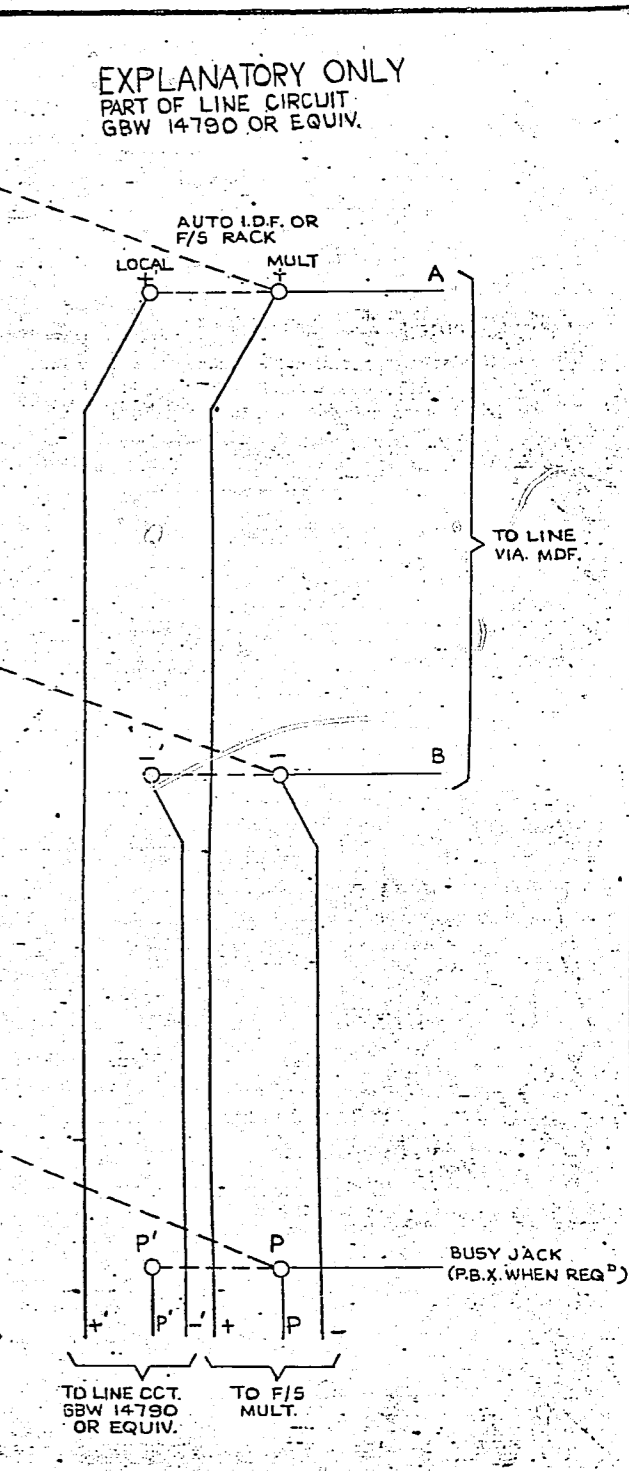


FIG. 3.
JOINT ACCESS.



REDRAWN FIG. 2 AMENDED FIG. 3. ADDED (1974)	4	3-5-78			EMERGENCY SERVICE RELAY SET DIRECT OR JOINT ACCESS W/E. TOLL BOARD (BRIDGE CONTR.)
LAMP RELAY CKT. ADDED INT. RING TONE WAS CONNECTED TO U16.	3				
RING RETURN WAS SHOWN TO ETH. IN ERROR	2				
	1				
AMENDMENT PARTICULARS	ISS.	DATE	APP		
H2PO					
	DRAWN	CKD.	WIRING	CIRCUIT	GBW 15610
	MH	LHH	LHH	LHH	