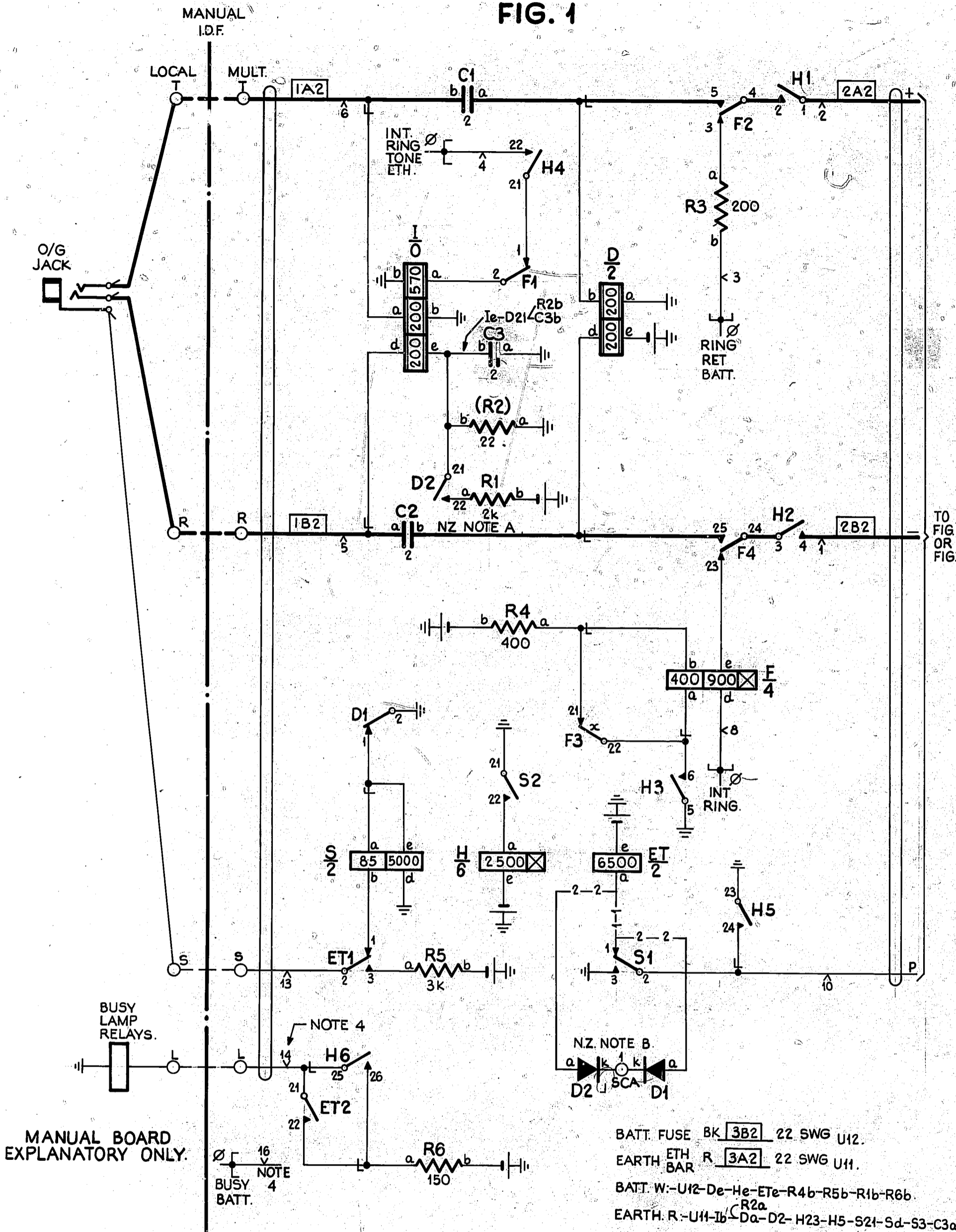


FIG. 1



NOTES:-
 1. FUSE: 1.5A PER CIRCUIT.
 2. Ø FOR WIRING SEE GBW 10640 OR EQUIV.
 3. ALL WIRING TO BE 25 SWG UNLESS OTHERWISE SPECIFIED.
 4. SHELF JACK 'U' POINTS 9 & 11 AND 14 & 16 TO MAKE CONTACT WHEN RELAY SET IS REMOVED.

NZ NOTES:-
 A. AT HAMILTON CITY EXCHANGE WIRING D22-R.1.A. IS DISCONNECTED.
 B. AT AUCKLAND AUXILIARY TOLL DIODES D1 & D2 AND WIRING -2-2- IS USED INSTEAD OF WIRING -1-1-. ALL OTHER EXCHANGES USE WIRING -1-1-.

BATT. FUSE BK [3B2] 22 SWG U12.
 EARTH ETH R [3A2] 22 SWG U11.
 BATT. W.-U12-De-He-ETe-R4b-R5b-R1b-R6b.
 EARTH. R.-U11-Ib-CDa-D2- H23-H5-S21-Sd-S3-C3a.

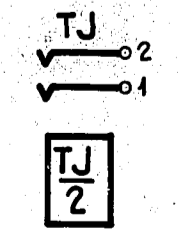


FIG. 2 DIRECT ACCESS

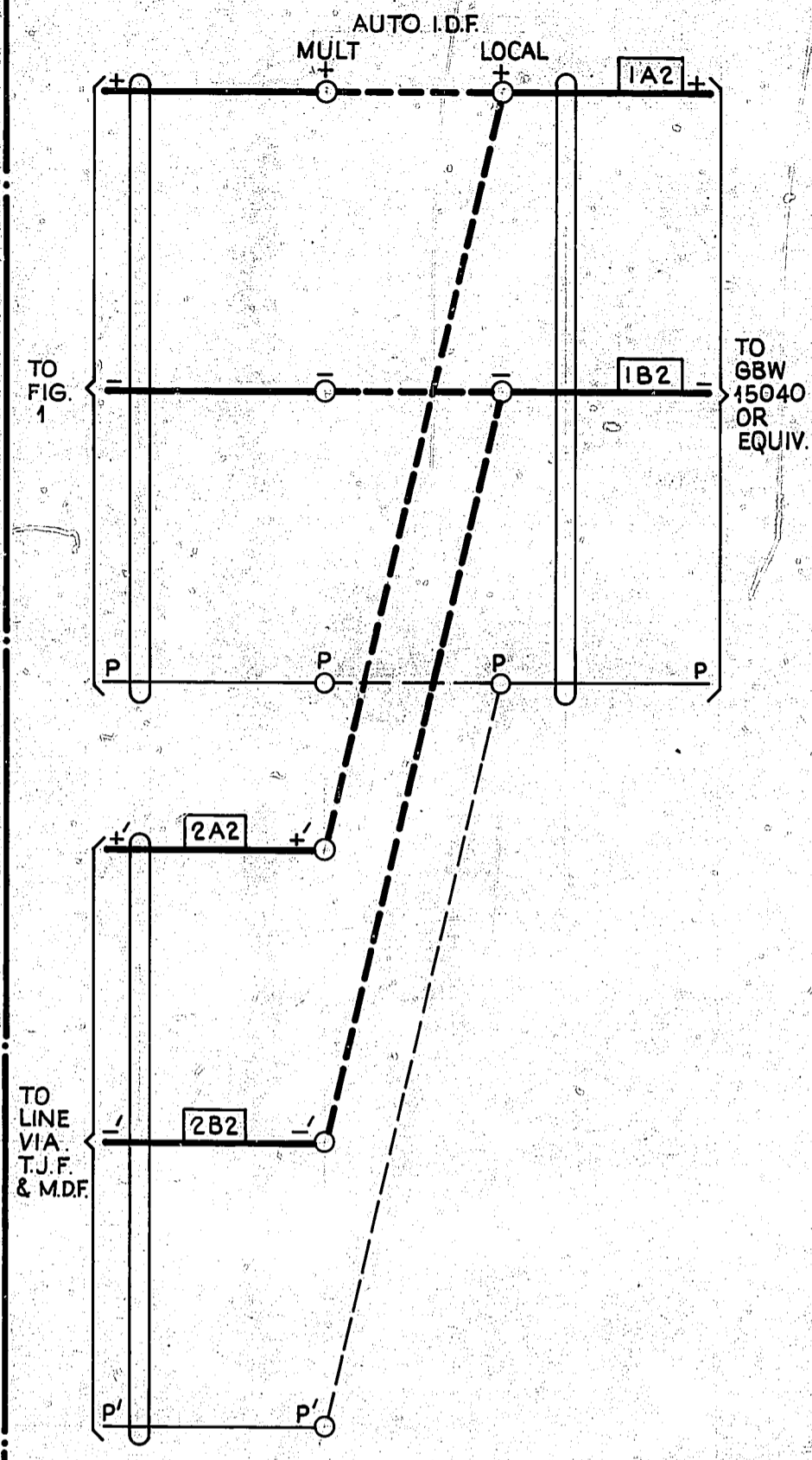
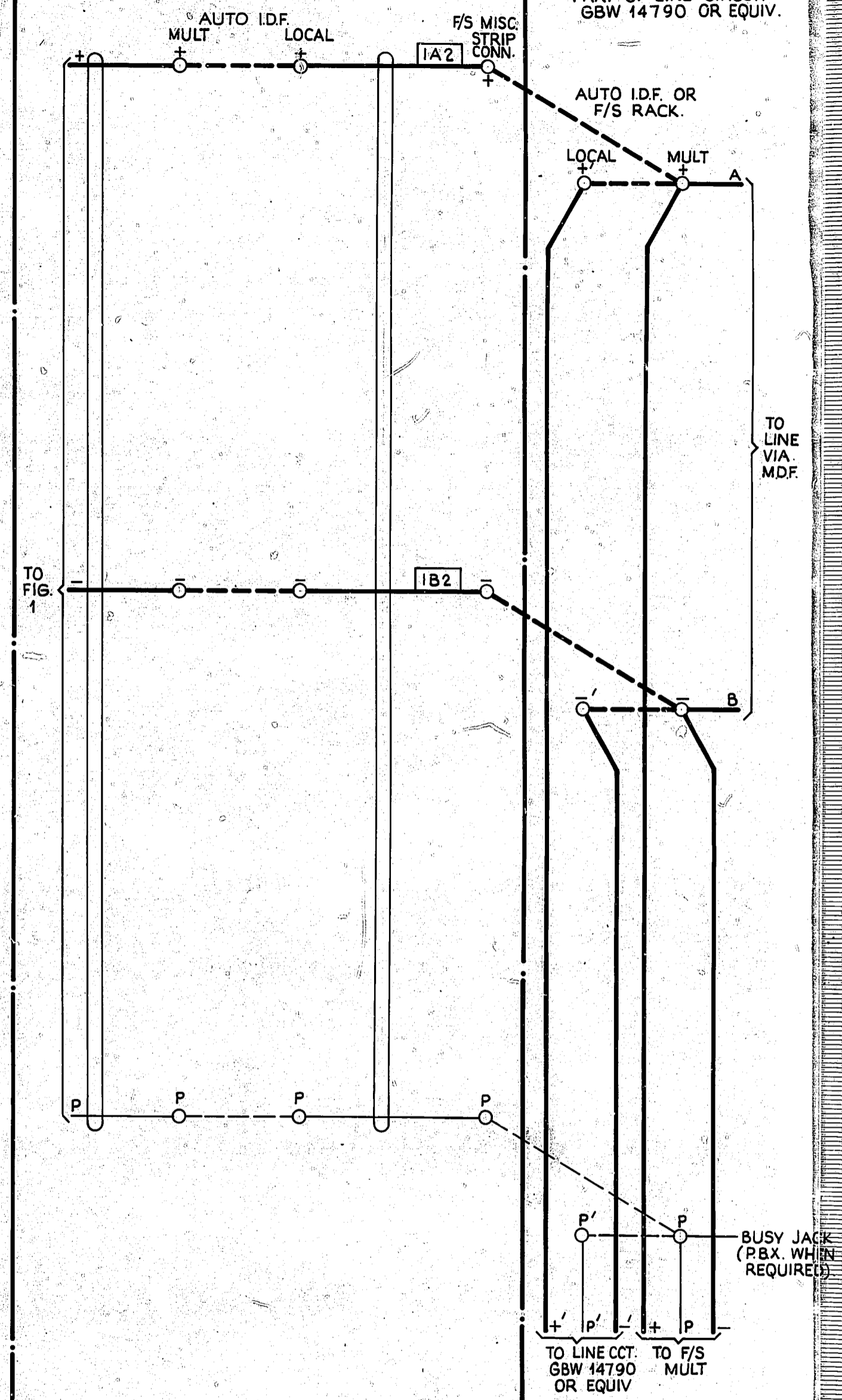


FIG. 3 JOINT ACCESS



EXPLANATORY ONLY.
PART OF LINE CIRCUIT
GBW 14790 OR EQUIV.

EMERGENCY SERVICE DIRECT OR JOINT ACCESS CIRCUIT S.C.S.			
RETRACED.	(68173)	7B	9.10.75 C.J.W.
NZ NOTE B ADDED.	(83834)	7B	10.8.67 D.I.B.
NZ NOTE A ADDED.	(66483)	7A	21.3.63 O.B.H.
AMENDMENT PARTICULARS	ISS	DATE	APD REF.
NZPO	CE 93/3/76	DRAWN K.B.	CHECKED R.K.L.
WIRING R.K.L.		CIRCUIT	
GBW 14990			
SIZE A2		50v H	

