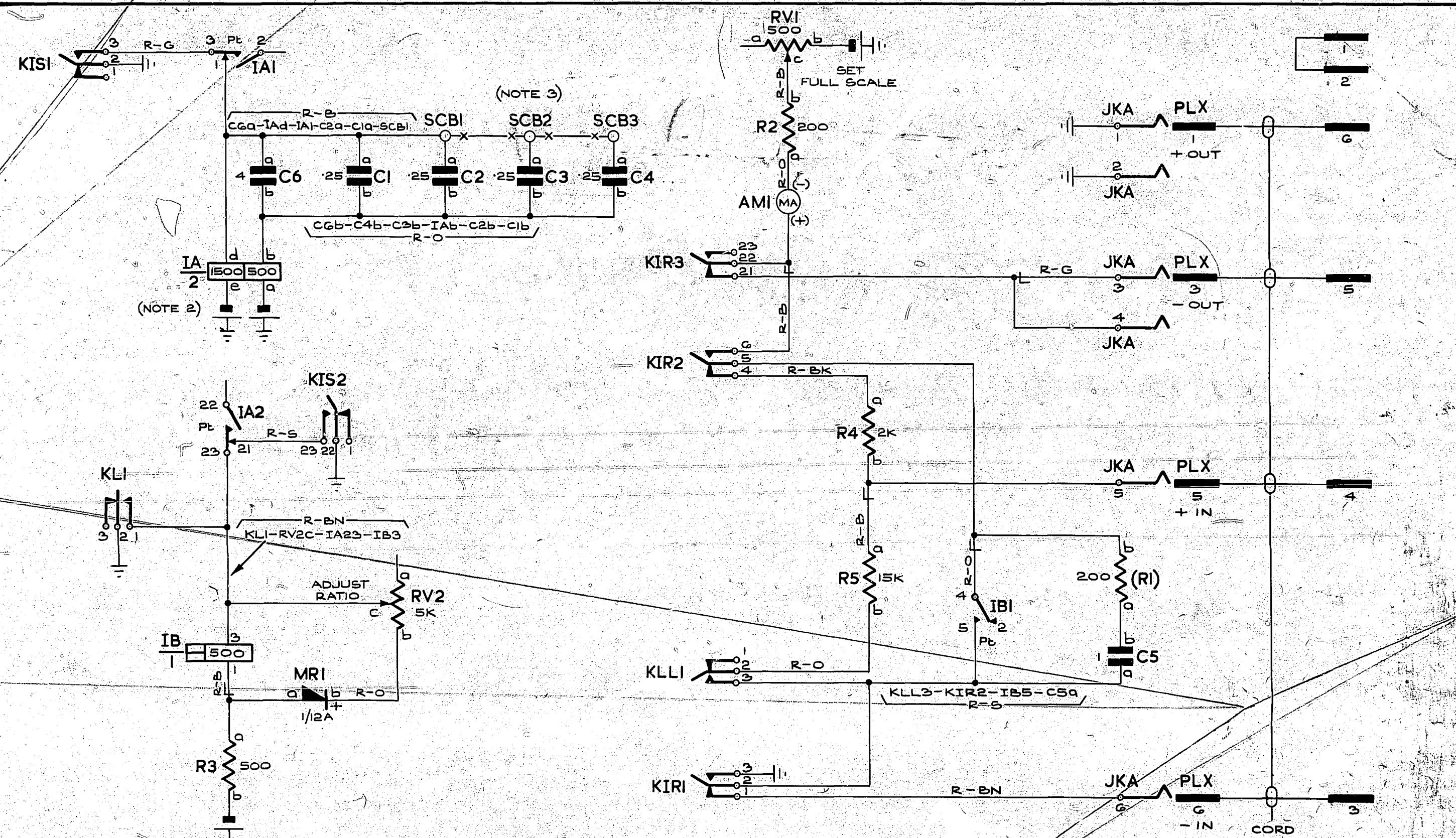
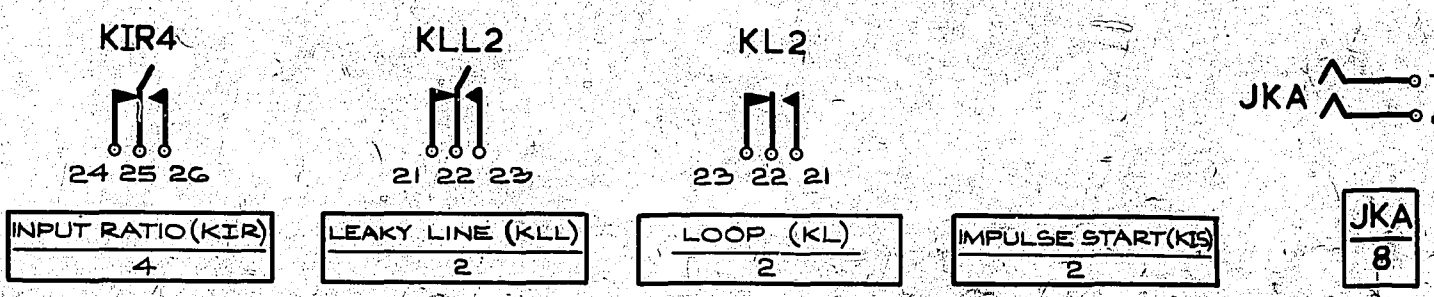
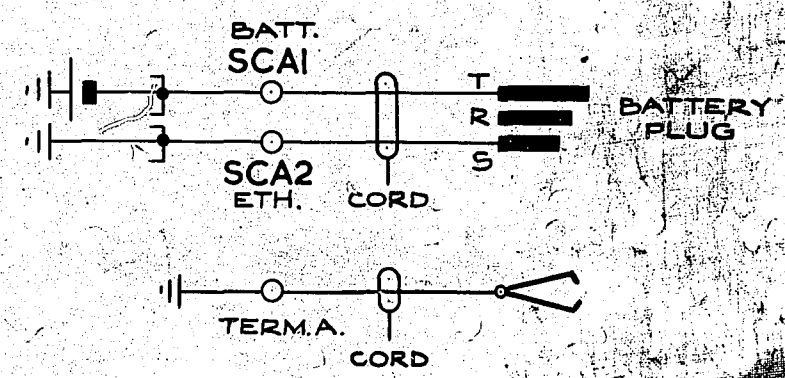


0
5 Centimetres
10
15
20
25
30



- NOTES:-**
1. ALL WIRING TO BE 25 SWG UNLESS OTHERWISE SPECIFIED.
 2. RELAY IA IS DIFFERENTIALLY CONNECTED.
 3. ARRANGE STRAPS AS REQUIRED ON TERMINAL STRIP TO GIVE 10-12 IPS.

BATT. BK. SCA1-RV1b-IAe-IAq-R3b.
ETH. R. SCA2-TERM.A.-JKA1-JKA2-KL2-KIS2-KIS22
KIR3-



				TEST SET FOR MEASUREMENT OF IMPULSE DISTORTION ON AUTO TO AUTO RELAY SETS 2000 TYPE	
				(G946) 1 3-9-57 A. G.	
AMENDMENT PARTICULARS		ISSUE DATE		APPD	SIZE S 50/1W
NZPO		DRAWN T.U.	CHECKED E.V.S.	WIRING	CIRCUIT E.V.S.
					GBW 14840