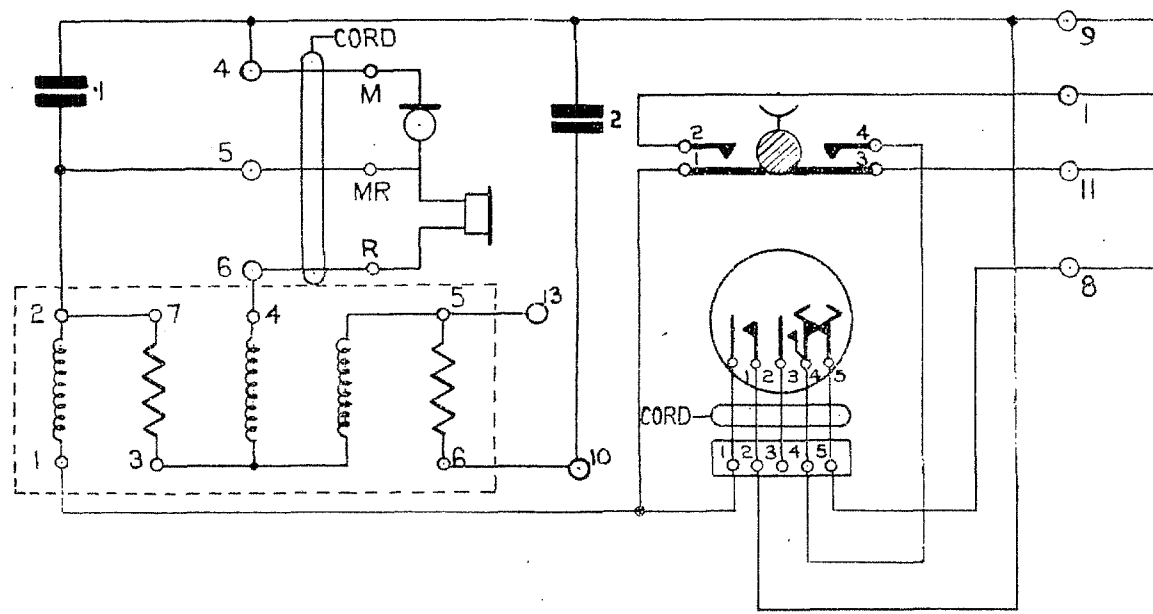
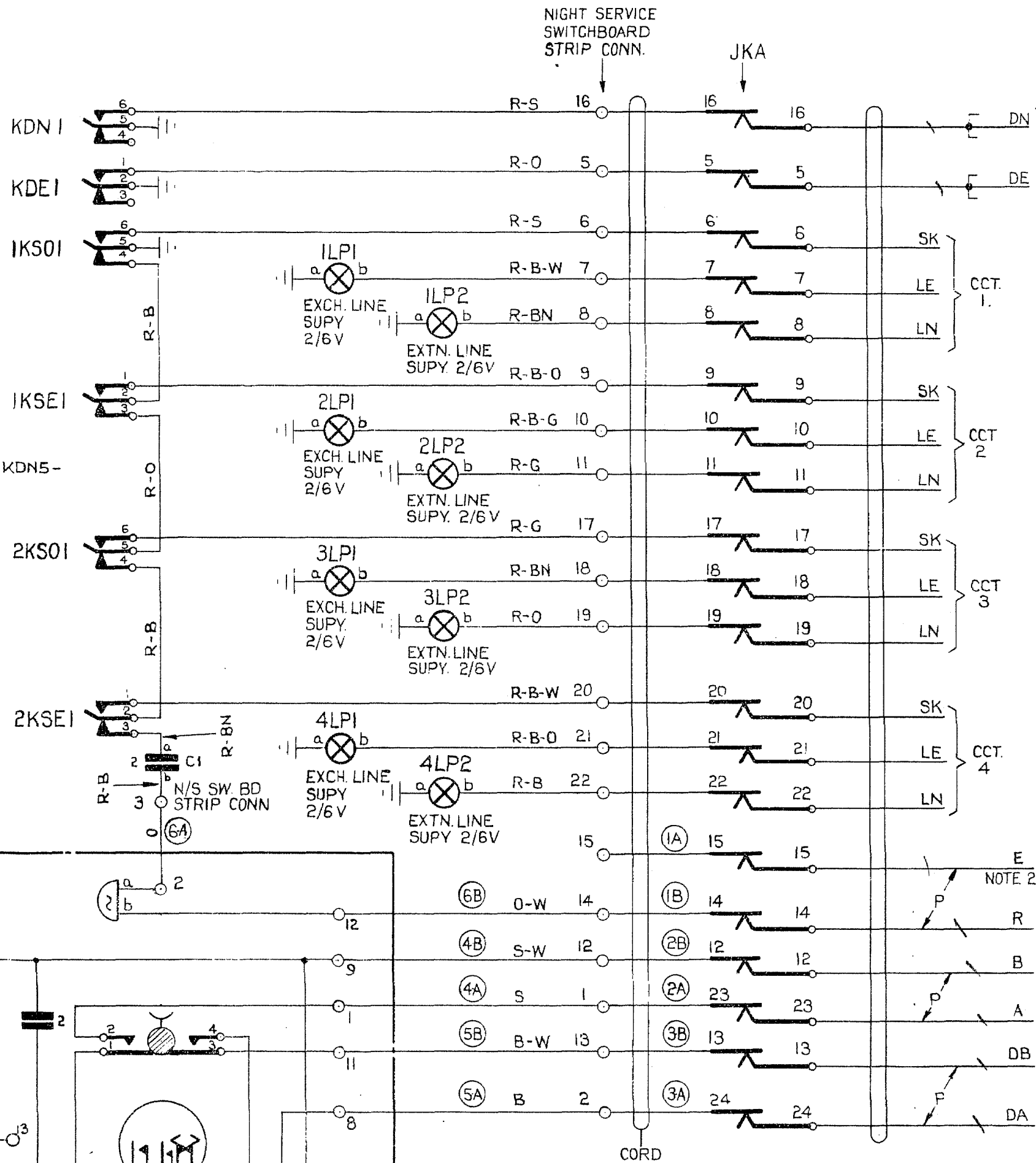
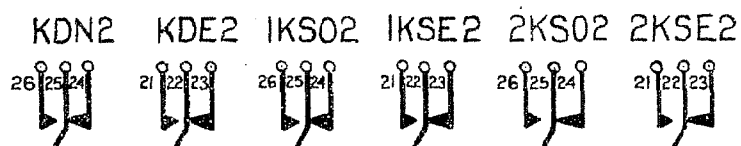


**NOTES**

- FIG.1. ALL WIRING BEARING A COLOUR CODE TO BE 25 SWG.
- CONNECT TO UBI OF 1ST ACCESS CIRCUIT SHELF JACK.

ETH: R: TAG.15-2LP2a-4LP2a-2LP1a-4LP1a-1KS05-KDN5-KDE2-1LP1a-3LP1a-1LP2a-3LP2a.

$\frac{\text{SPEAK (KS0)}}{2} + \frac{\text{SPEAK (KSE)}}{2}$
$\frac{\text{DIAL EXTN. (KDN)}}{2} + \frac{\text{DIAL EXCH. (KDE)}}{2}$



NIGHT SERVICE SWITCHBOARD  
TELEPHONE SUBSET  
EXPLANATORY ONLY

**FIG. 1**  
NIGHT SERVICE SWITCHBOARD

				<b>NIGHT SERVICE SWITCHBOARD CIRCUIT</b>	
				<b>50/1200 LINE P.A.B.X.</b>	
WIRE COLOURS AND EARTH RUN AMENDED. (68597)				2	18-3-57
AMENDMENT PARTICULARS				ISSUE	DATE
				APP.	50v W
				<b>GBW 14290</b>	
N.Z.P.O.	DRAWN	CHECKED	WIRING	CIRCUIT	