

FIG. 3 CODE RINGING CIRCUIT.

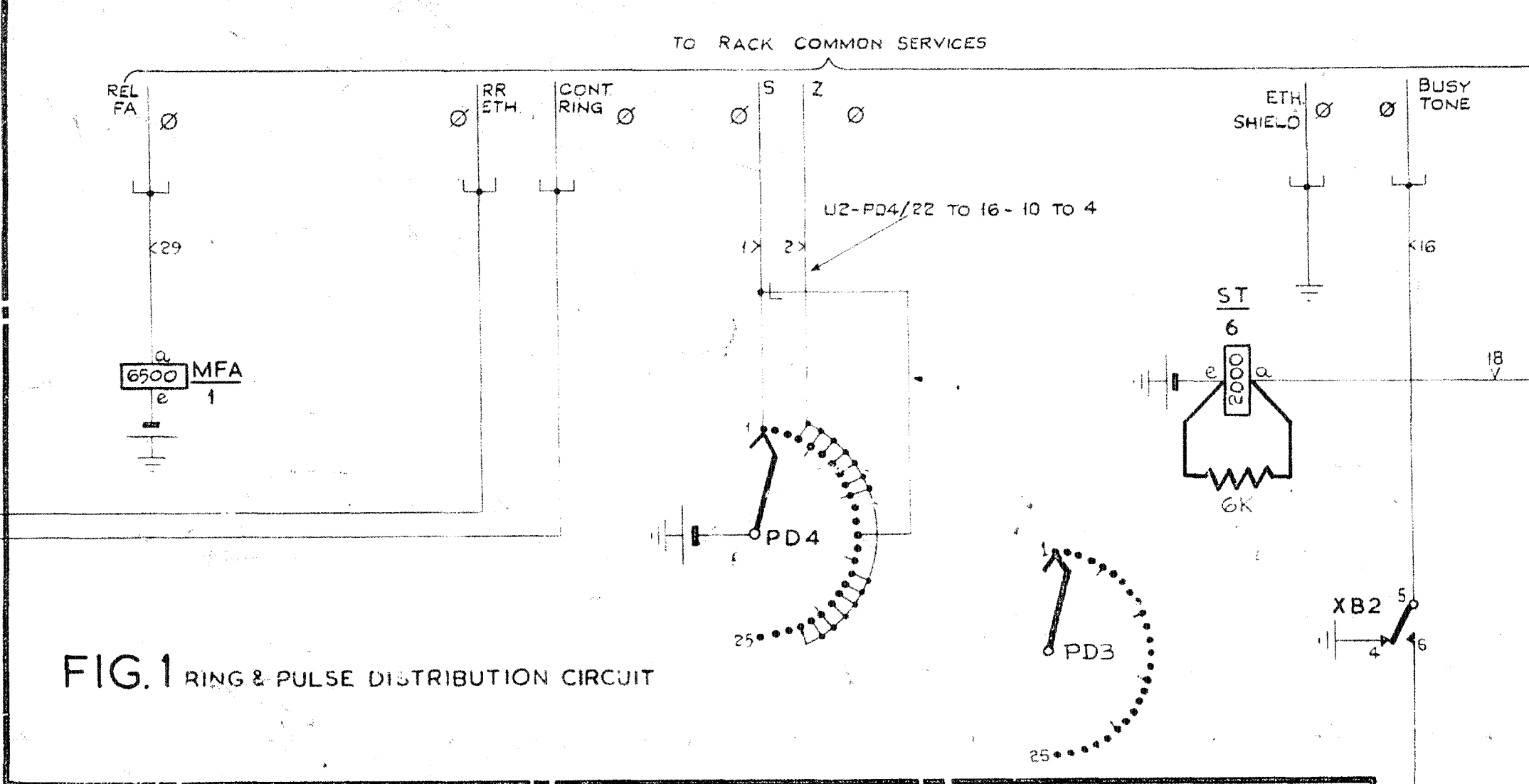
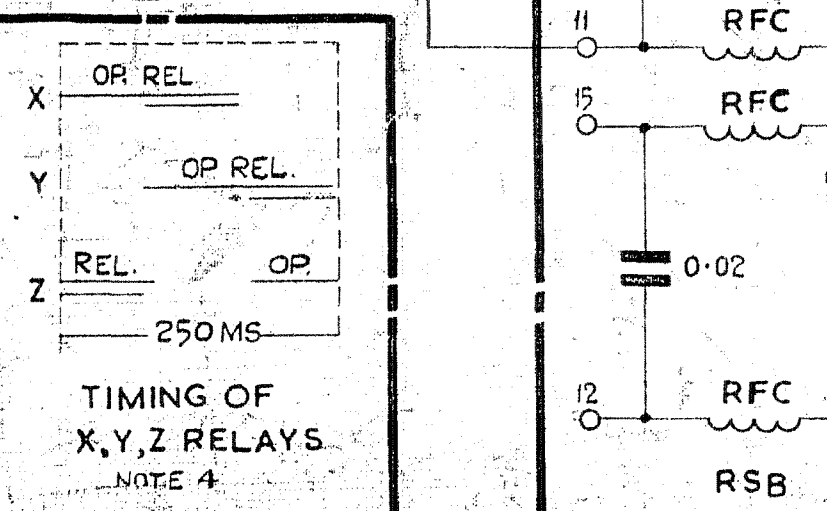


FIG. 1 RING & PULSE DISTRIBUTION CIRCUIT

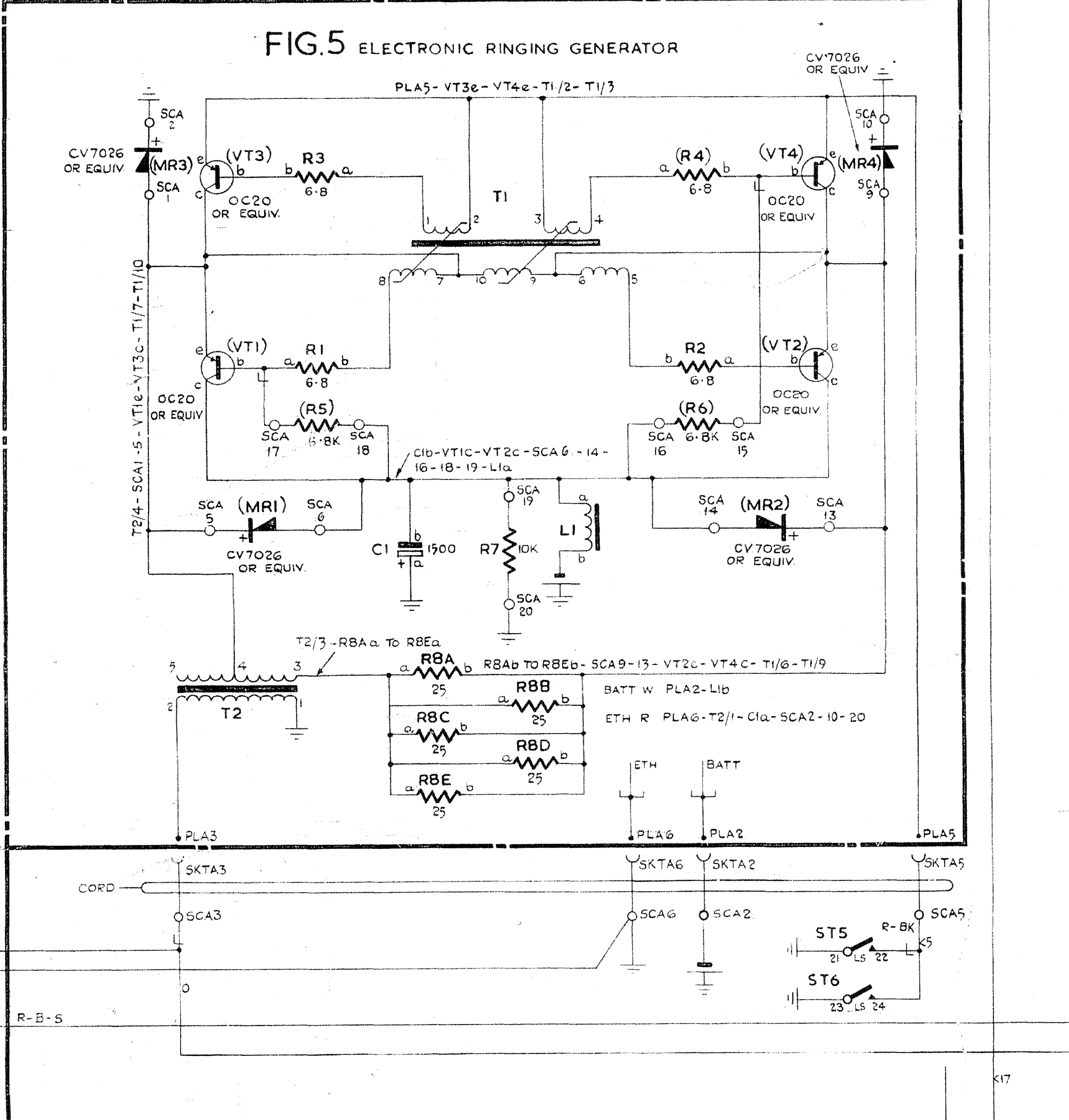


FIG. 5 ELECTRONIC RINGING GENERATOR

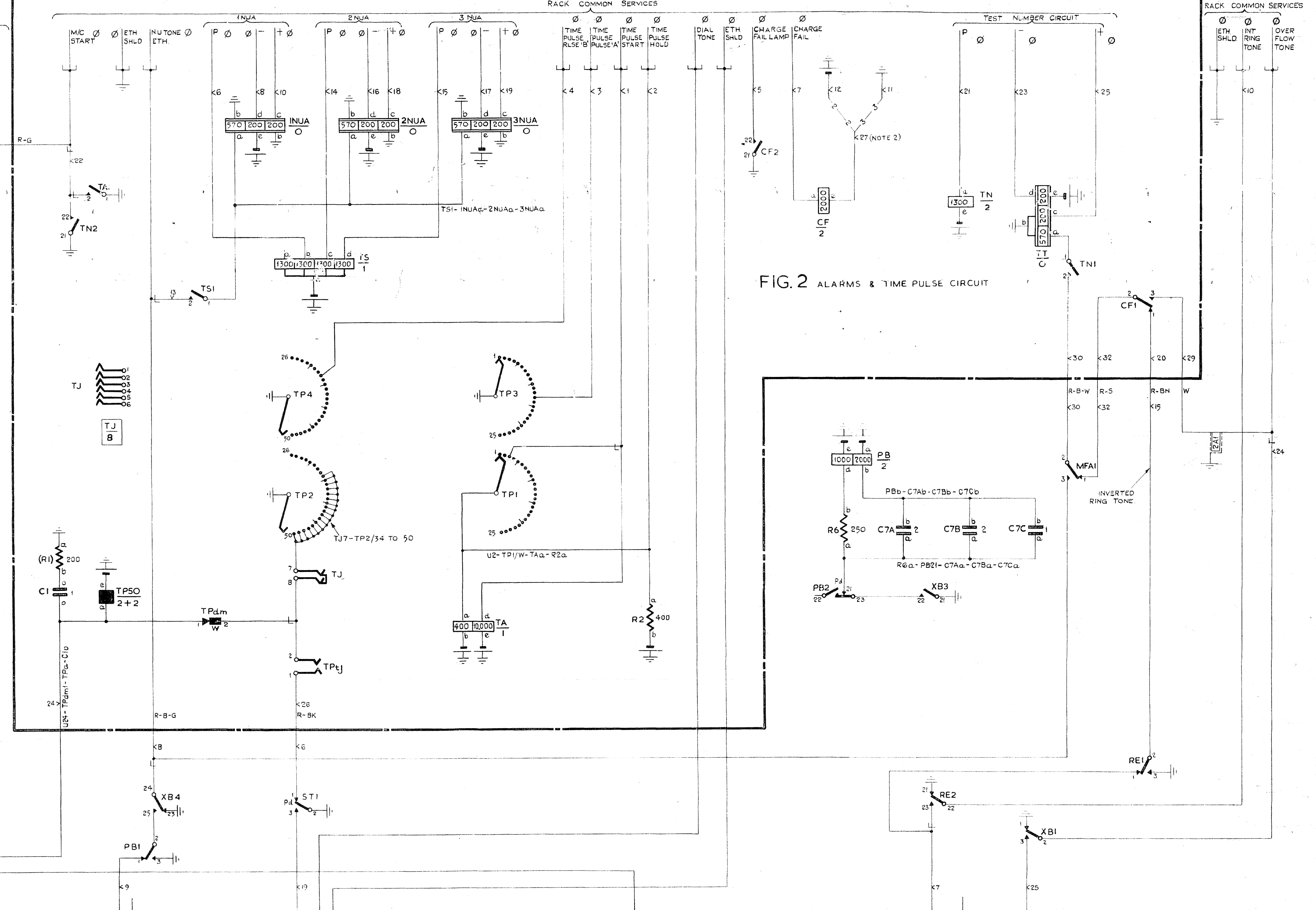


FIG. 2 ALARMS & TIME PULSE CIRCUIT

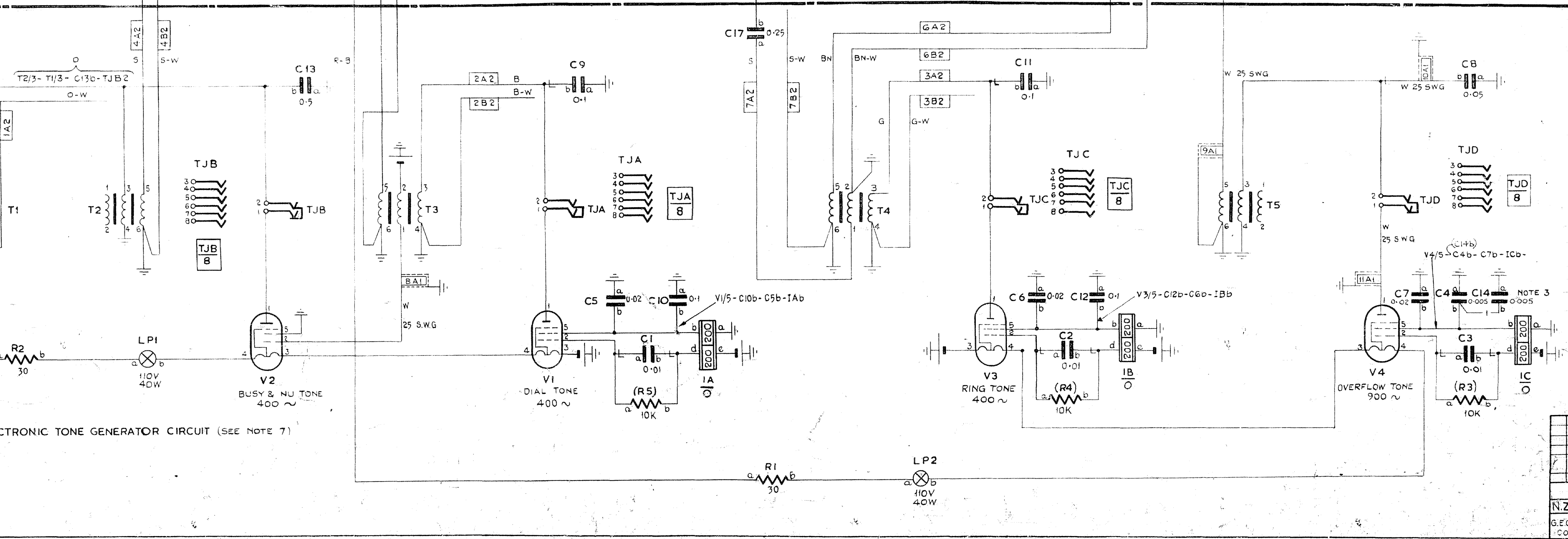
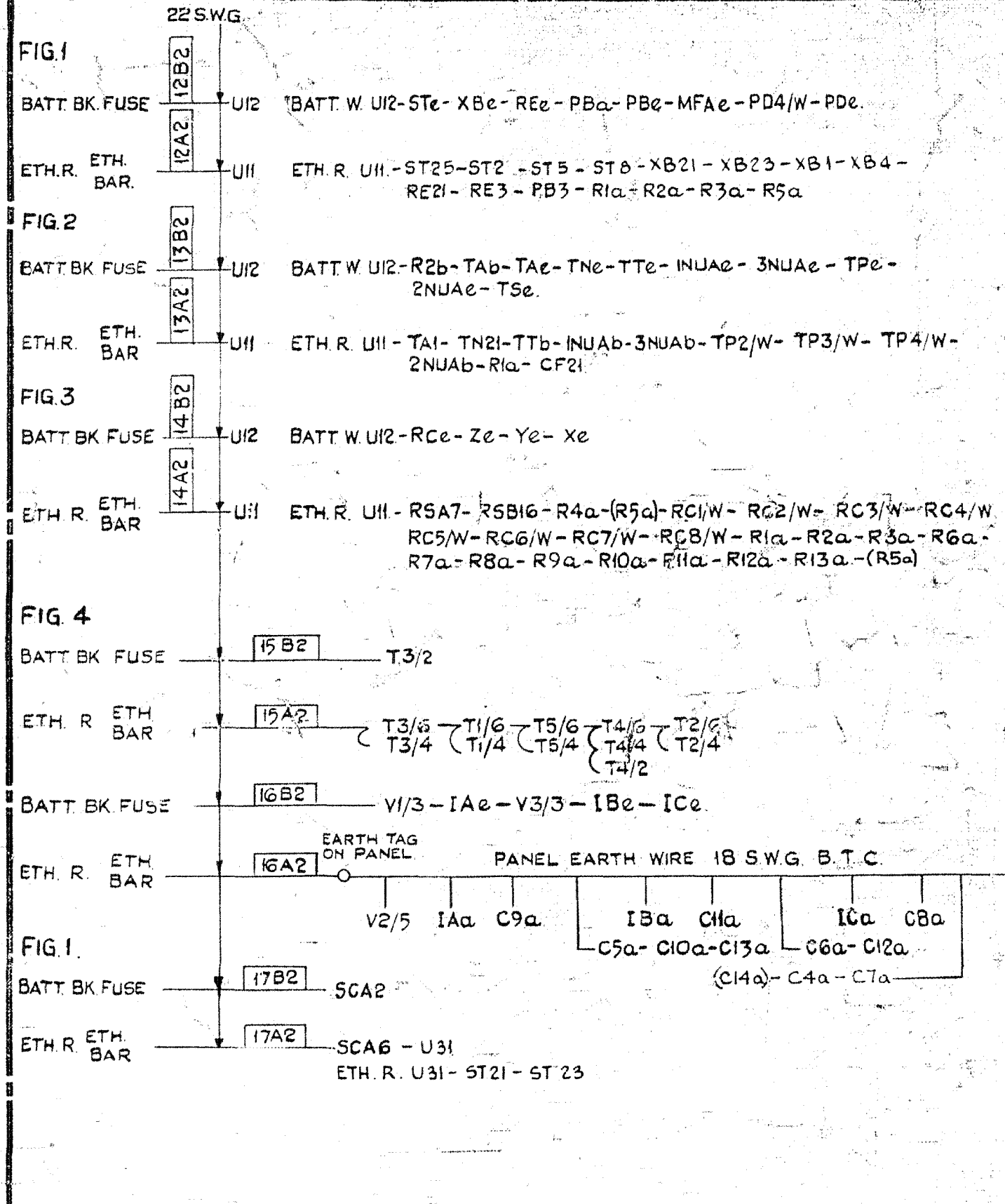
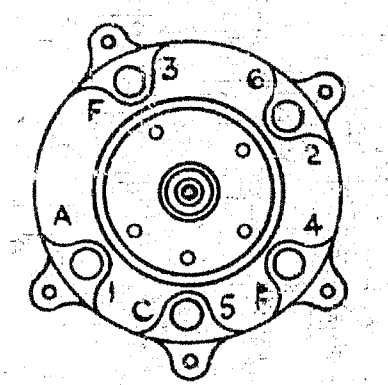


FIG. 4 ELECTRONIC TONE GENERATOR CIRCUIT (SEE NOTE 7)



- NOTES:**
- FUSING: FIG. 1 1.5A PER CCT
FIG. 2 1.5A PER CCT
FIG. 3 1.5A PER CCT
FIG. 4 VALVE CCT 1.5A PER CCT
FIG. 5 3.0A PER CCT
 - INSERT SHIELD STRAPS SHOWN THUS -3 -3- (U1-U2) OR THUS -2 -2- (U1-U2) AS REQD.
 - CAPACITOR C14 TO BE DISCONNECTED IF NECESSARY TO MAINTAIN 900 CYCLE TONE.
 - RELAYS X, Y, Z TO BE ADJUSTED BY VARYING THEIR RESIDUALS WITHIN NORMAL TOLERANCES TO PRODUCE A CYCLE TIME OF 250 M/S.
 - FOR WIRING SEE GBW 13700 OR EQUIV.
 - ALL WIRING UNLESS OTHERWISE SPECIFIED TO BE 22 SWG.
 - (APPLICABLE TO FIG. 4 ONLY)
ALL WIRING UNLESS OTHERWISE STATED TO BE 22 SWG.
ALL WIRING LOCAL TO VALVE PANEL TO BE 22 SWG B.T.C. WITH GREEN SHEETING.

- NZ NOTES:**
- WHERE EXCESSIVE OVERHEATING OF RC UNSELECTOR COIL IS EXPERIENCED - (I) REMOVE WIRING SHOWN IN (I) AND (II) ADD RESISTOR R14 AND WIRING SHOWN -2-2- RB45 TO BE MOVED TO CAPACITOR BOX. SEE R.C.C.
 - NZ NOTE A EXTENDED TO COVER DISCONNECTION OF Rctj.



CODE	RING CODE PERIODS
A (1)	
D (2)	
J (3)	
K (4)	
M (5)	
R (6)	
S (7)	
U (8)	
W (9)	
X (0)	
START	250 M/S
HOLD	0.5 ON 0.5 OFF
START	25 SECS
HOLD	250 M/S
START	35 SECS
HOLD	350 M/S
UNSELECTOR CONTACT	1 2 3 4 5 6 7 8 9 10 11 12 13 14 15 16 17 18 19 20 21 22 23 24 25

RINGING TONE	TIME PULSE DELAY PERIODS (MINIMUM)
0.5 ON 0.25 OFF	60 SECS (FOR DISC SELRS & FINAL SELRS)
0.5 ON 1.75 OFF	180 SECS (FOR JUNG RELAY SELRS)
0.5 ON 0.5 OFF	
BUSY TONE & OVERFLOW TONE	S & Z PULSES
0.5 ON 0.5 OFF	5. PULSE 250 MS. FAUSE 500 MS.
0.065 ON 0.08 OFF	2. PULSE 1.75 SECS. FAUSE 500 MS.
0.065 ON 0.08 OFF	
0.065 ON 0.08 OFF	
0.065 ON 0.5 OFF	

NZ NOTE B. ADDED	(30074)	2B	26.5.78	BSM	RINGING TONES & ALARMS
NZ NOTE A. ADDED	(30082)	2A	14.7.79	BSM	'PULSE DISTRIBUTION' & RINGING CODES
FIG. 1 ETH SUPPLY TO ST21 ETH CHANGED	(30083)	2A	14.7.79	BSM	RINGING CODES
FIG. 5 MOUNTING OF MR. 1, 2 & 4 CHANGED	(30084)	2A	14.7.79	BSM	RINGING CODES
AMENDMENT PARTICULARS					NZ U.A.X. 13.R
NZPO					SIZE X 30V C
SECRET WKS					GBW 13691
COVENTRY					