

NOTES

1. ALL FUSES NOT OTHERWISE SPECIFIED TO BE 15A.
2. EXCEPT WHERE OTHERWISE STATED ALL WIRING BEARING A COLOUR CODE TO BE 22 S.W.G.
3. UNLESS OTHERWISE SPECIFIED TAGS ARE ON RACK MISC STRIP CONN.
4. ONLY REQUIRED ON RACKS WITH SWITCHING FACILITIES
5. THE 'FA' RELAY & LAMP ON THE 2nd, 4th ETC. RACKS OF A SUITE SHALL BE SERVED BY THE FUSE ON THE 1ST, 3rd ETC RACKS RESPECTIVELY. THE 'FA' RELAY & LAMP ON THE 1ST, 3rd ETC RACKS SHALL BE SERVED BY THE FUSE ON THE 2nd, 4th, ETC RACKS EXCEPT WHEN THERE IS AN ODD NUMBER OF RACKS IN A SUITE. THEN THE FUSE ON THE LAST EVEN RACK SHALL SERVE THE TWO ADJACENT ODD RACKS. WHEN THE ABOVE ARRANGEMENT CANNOT BE FOLLOWED THE 'FA' RELAY AND LAMP SHALL BE SERVED BY A FUSE ON THE NEAREST RACK IN THE SAME SUITE OR IN THE CASE OF AN ISOLATED RACK BY A FUSE ON A RACK IN AN ADJACENT SUITE IN THE SAME SUB-SECTION. FOR WIRING SEE BATT RUN FIG. 15B.
6. PRIOR TO ISSUE 9 50V -VE BATT WIRE COLOURS WHERE BK OR W.

RACK COMMON SERVICES ANSWERING LAMP RELAY RACK WITH V.E.S.

REF:-G53-17. SIZE L 50" H

GBW 13380

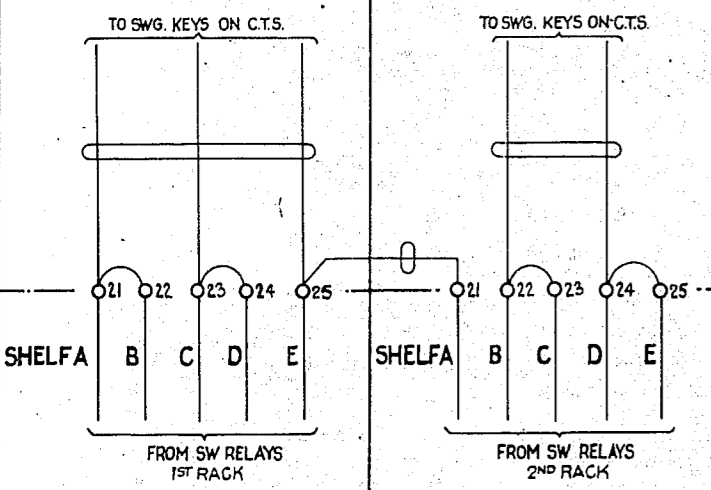
SHEET 1-3

| | | | |
|---|---|---------|------|
| NEW COY TCG INCORP (2467) | 9 | 17-9-73 | BS-H |
| SHEET NO WAS 1-2, NOTE 5 & 6 ADDED (13052) | 9 | 6-1-70 | 'RW |
| REFERENCE NOTE 4 FIG. 7 & NOTE 4 ADDED (C.O. 3824) L.C. | 8 | 14-4-67 | P.M. |
| FIG. 5, AMENDED. (C.O. 7545) | 7 | 5-1-65 | AMC |

| | | | |
|--------------------------|-----------------------|-----------------|---------|
| NZPO | AMENDMENT PARTICULARS | ISSUE DATE | APP'D |
| A.T.&E. C.L.P. LIVERPOOL | ENGINEER W.L.B. | APPROVED H.E.H. | DRAWN H |
| | CHECKED | WIRING | CIRCUIT |

FIG. 8

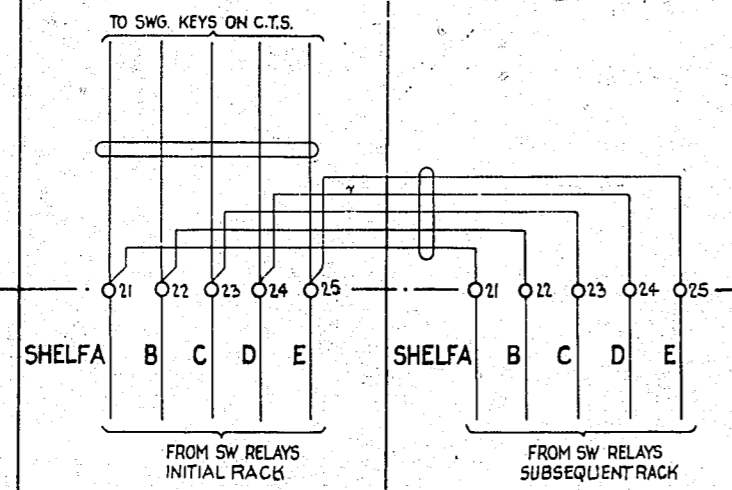
SWITCHING ARRANGEMENTS - 12 PANEL MULT
NOTE 4.



1 PER RACK
SIMILAR TO FIG. 7
(EXPLANATORY ONLY)
REF: GBW 12870 OR EQUIV.

FIG. 9

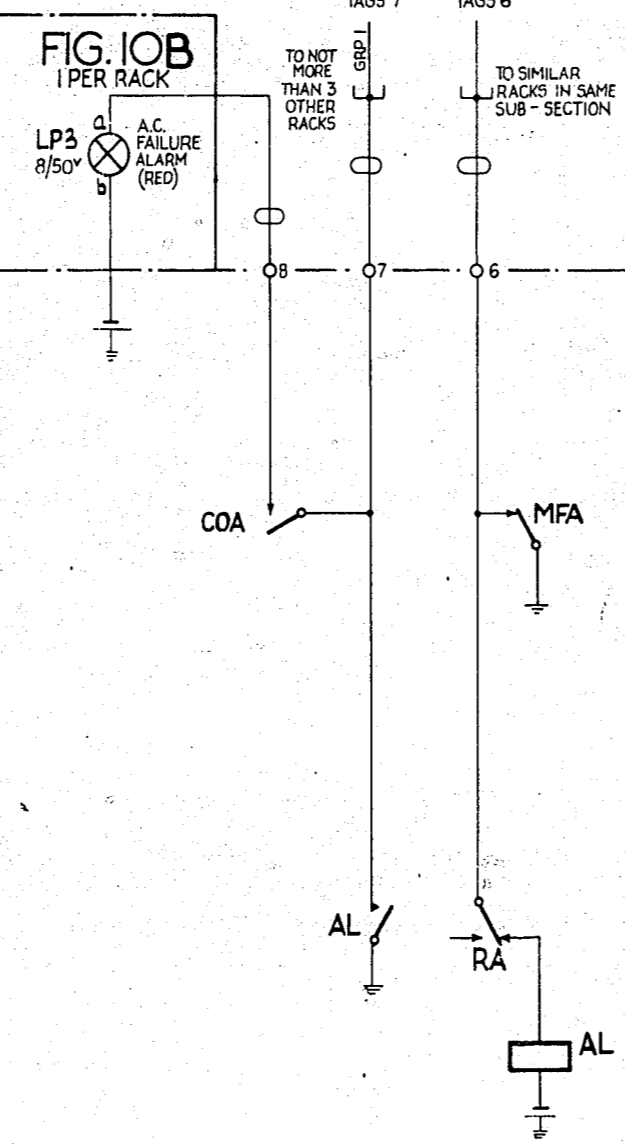
SWITCHING ARRANGEMENTS - 6 PANEL MULT. INITIAL
12 PANEL MULT. ULTIMATE
NOTE 4.



1 PER RACK
SIMILAR TO FIG. 7
(EXPLANATORY ONLY)
REF: GBW 12870 OR EQUIV.

FIG. 10A

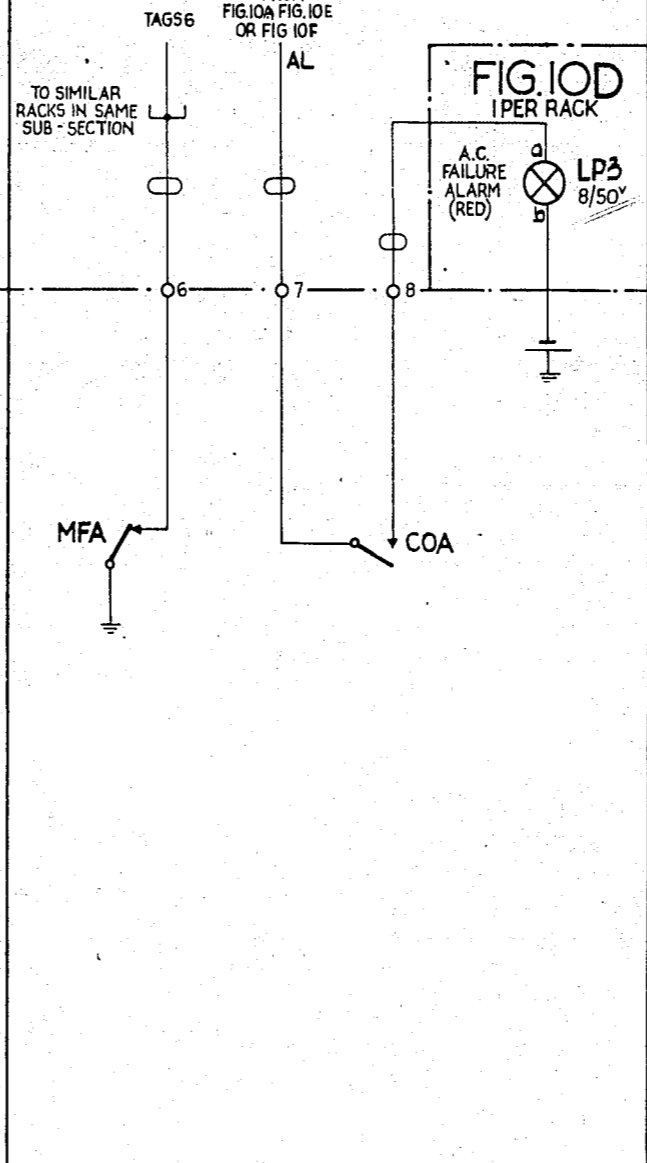
A.C. FAILURE RACK ALARM
1st RACK IN SUB-SECTION



1st RACK ONLY IN SUB-SECTION
(EXPLANATORY ONLY)
REF: GBW 12870 OR EQUIV.


FIG. 10C

A.C. FAILURE RACK ALARM
2nd & SUBSEQUENT RACKS IN SAME SUB-SECTION




2nd & SUBSEQUENT RACKS IN SUB-SECTION
(EXPLANATORY ONLY)
REF: GBW 12870 OR EQUIV.

FIG. 10E



1st RACK ONLY IN SUB-SECTION
(EXPLANATORY ONLY)
REF: GBW 12870 OR EQUIV.

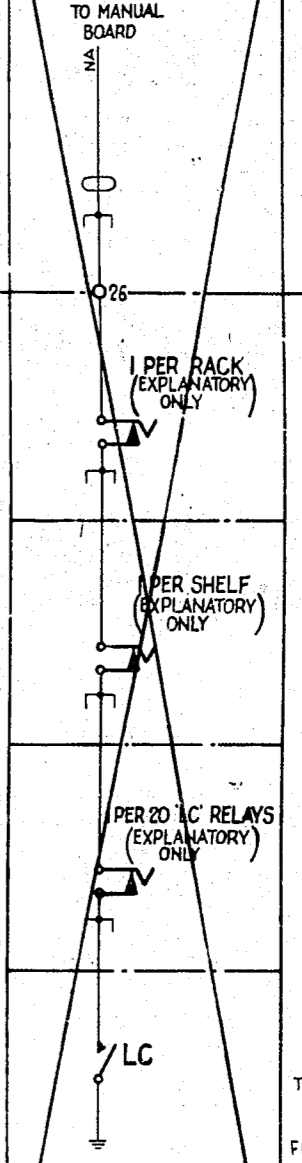
FIG. 10F



1st RACK ONLY IN SUB-SECTION
(EXPLANATORY ONLY)
REF: GBW 12870 OR EQUIV.

FIG. 11

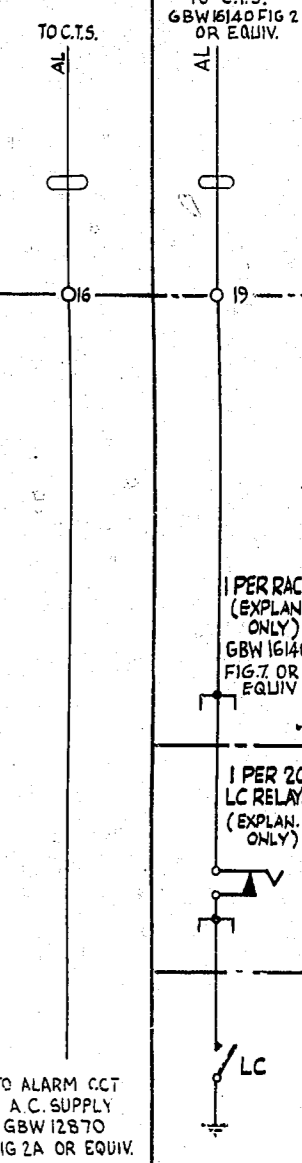
SW. BD. NIGHT ALARM TELE.



1 PER CIRCUIT
FOR EXPLANATORY PURPOSES
REF: GBW 12700 OR EQUIV.

FIG. 12

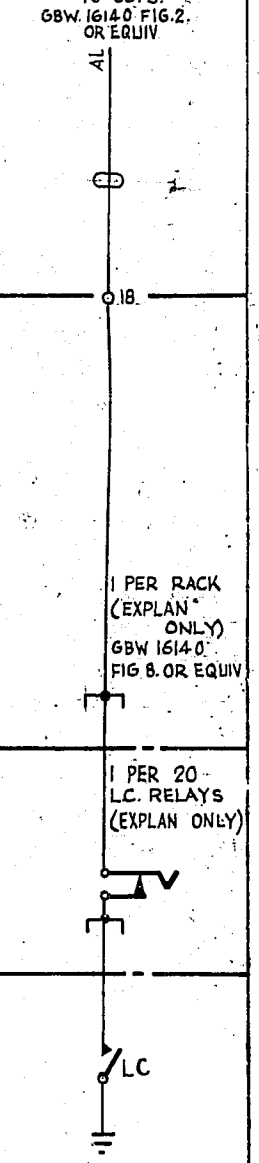
SW. BD. NIGHT ALARM
TO C.T.S.
GBW 16140 FIG. 2 OR EQUIV.



1 PER RACK (EXPLAN. ONLY)
GBW 16140 FIG. 2 OR EQUIV.

FIG. 14

SW. BD. NIGHT ALARM
TO C.T.S.
GBW 16140 FIG. 2 OR EQUIV.



1 PER RACK (EXPLAN. ONLY)
GBW 16140 FIG. 2 OR EQUIV.

| | | | | | | |
|--|----------|-----------------------------|------------|---------|--------------|--------------|
| NO AMENDMENTS ADVISED | | NEW COY. TCG. INCORP (2467) | | 9 | 179-73 | BS-H |
| SHEET NUMBER WAS 2-2 | | (13052) | | 9 | 6-70 | RW |
| FIGS. 8 & 9 REFERENCE TO NOTE 4 ADDED (C.O. 3824) L.C. | | 8 | | 7-4-61 | PH | |
| FIG. 13 AMENDED FIG. 14 ADDED (C.O. 7545) | | 7 | | 5-1-68 | AMC | |
| AMENDMENT PARTICULARS | | | ISSUE DATE | APP'D | REF: G53-17- | SIZE L 50" H |
| NZPO | ENGINEER | APPROVED | DRAWN | CHECKED | WIRING | CIRCUIT |
| A.T. & E. CO L ^{TD} LIVERPOOL | W.L.B. | H.E.H. | H.B. | H.O. | H.O. | |
| GBW 13380 | | | | | | SHEET 2-3 |

FIG.15A.
FUSE ALARM

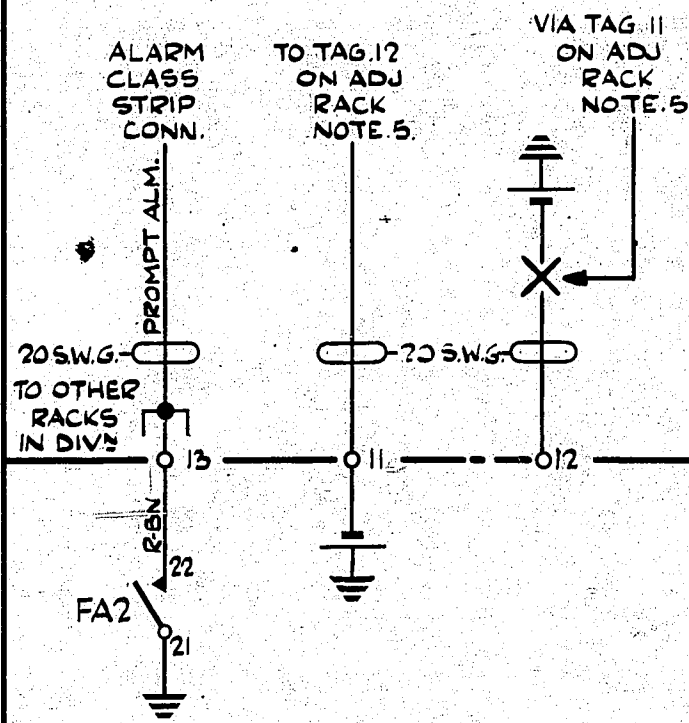
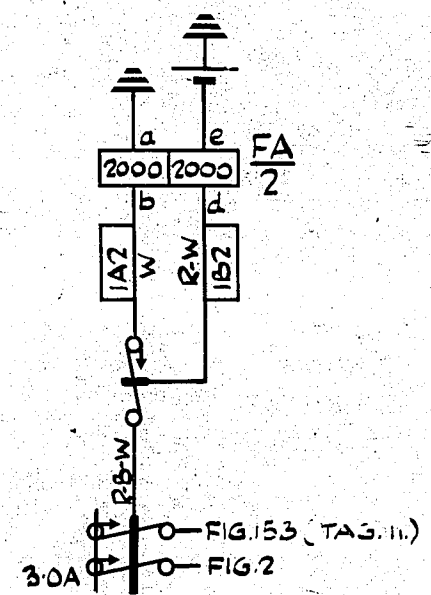
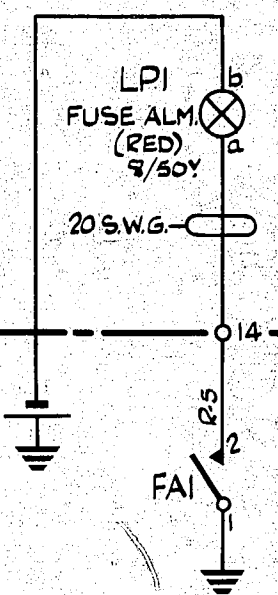


FIG.15C.
RACK LAMP
FUSE ALARM
1 PER RACK



GATEWAY EXCHANGE ONLY
NOT FOR GENERAL USE.

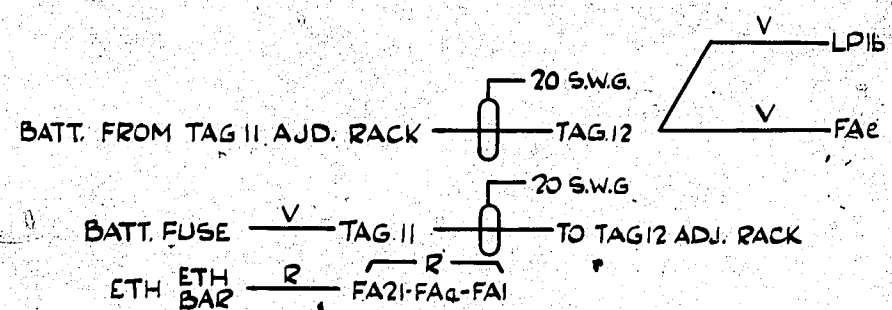


FIG.15B.
1 PER RACK

| | | | | | | | |
|-----------------------------|----------|----------|-------|--|--------|---------|--------------|
| | | | | RACK COMMON SERVICES ANSWERING LAMP RELAY RACK WITH V.E.S. | | | |
| NEW COY. TCG. INCORP | | (2467) | 9 | 17.9.73 | BS-H | | |
| | | (13052) | 9 | 6.1.70 | RW | | |
| AMENDMENT PARTICULARS | | | | ISSUE | DATE | APP | REF:- |
| NZPO | | | | | | | SIZE S 50% H |
| AT. & E CO LTD LIVERPOOL | ENGINEER | APPROVED | DRAWN | CHECKED | WIRING | CIRCUIT | GBW13380 |
| | | | E | | | | SHEET 3-3 |