


FIG. 6

EXPLAN ONLY
CLOCK NO.
Nº 62 A



SI NOTE 2

FIG. 5

M.A.R.

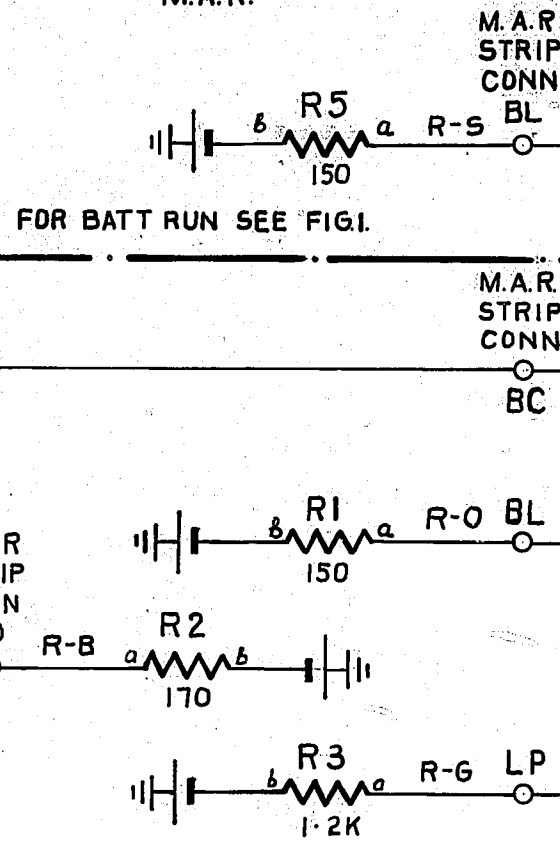
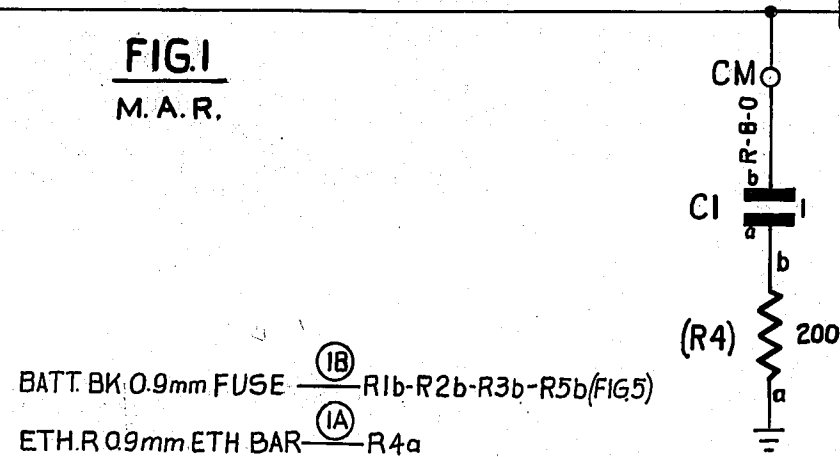


FIG. 1

M.A.R.



BATT. BK. 0.9mm FUSE (1B) R1b-R2b-R3b-R5b (FIG. 5)
ETH. R. 0.9mm ETH BAR (1A) R4a

FIG. 4

WIRED & FITTED
BY DEPT.

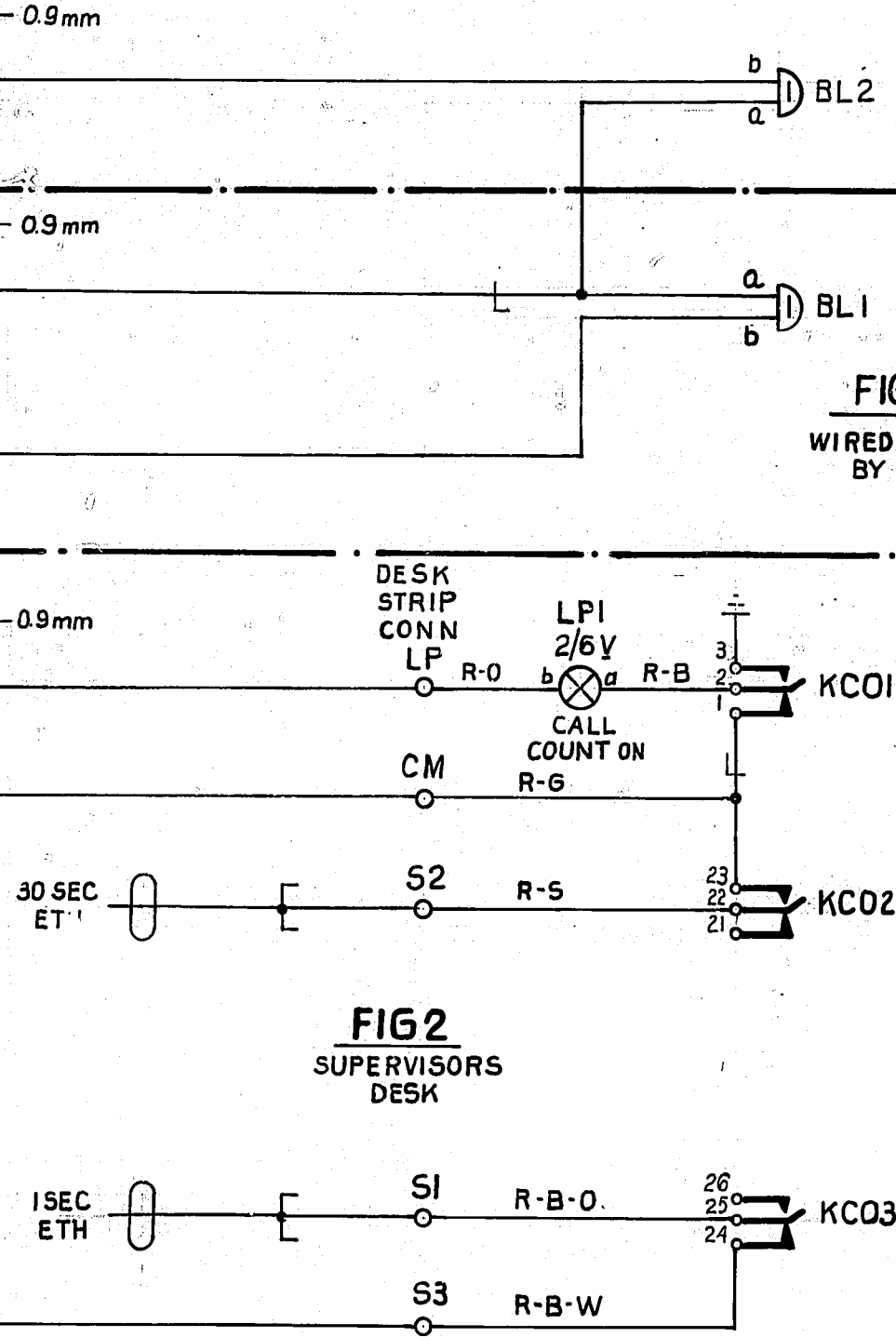


FIG. 3

WIRED & FITTED
BY DEPT.

FIG. 2

SUPERVISORS
DESK

NOTES:-

- 1. FUSE:- FIGS. 1 & 5-1.5A PER CIRCUIT
- 2. CONTACT S2 MAKES AT 30 & 60 MINUTES FOR 30 SECS; CONTACT S1 MAKES BETWEEN 29 1/2 & 58 1/2 & BETWEEN 59 1/2 & 28 1/2 MINUTES.
- 3. ALL WIRING TO BE 0.6mm UNLESS OTHERWISE SPECIFIED. M.A.R. PLATE WIRING TO BE 0.6 OR 0.5mm.

NOT TO BE USED FOR NEW WORK

6A	9.4.80	S.S.	17067	RETRACED FROM COY 1556 20-3-63
4	1.2.54		31146	AWH DOUBLE THROW KEY
				FIG. 2. 'KCO' WAS PART OF
ISS DATE	DEL PC	ORDER	CKD	APD
				CHANGE

CALL COUNT
CLOCK

DRN T-EQPT	CKD	ORIGIN T-EQPT
TCD. S.S	APPD	STANDARD ATW 22001
NZPO ENGINEER-IN-CHIEF WELLINGTON		
SHT 1 OF 1	GBW 12920	
SIZE A3		

PROOF

CALL COUNT (KCO)
3

UD 235

