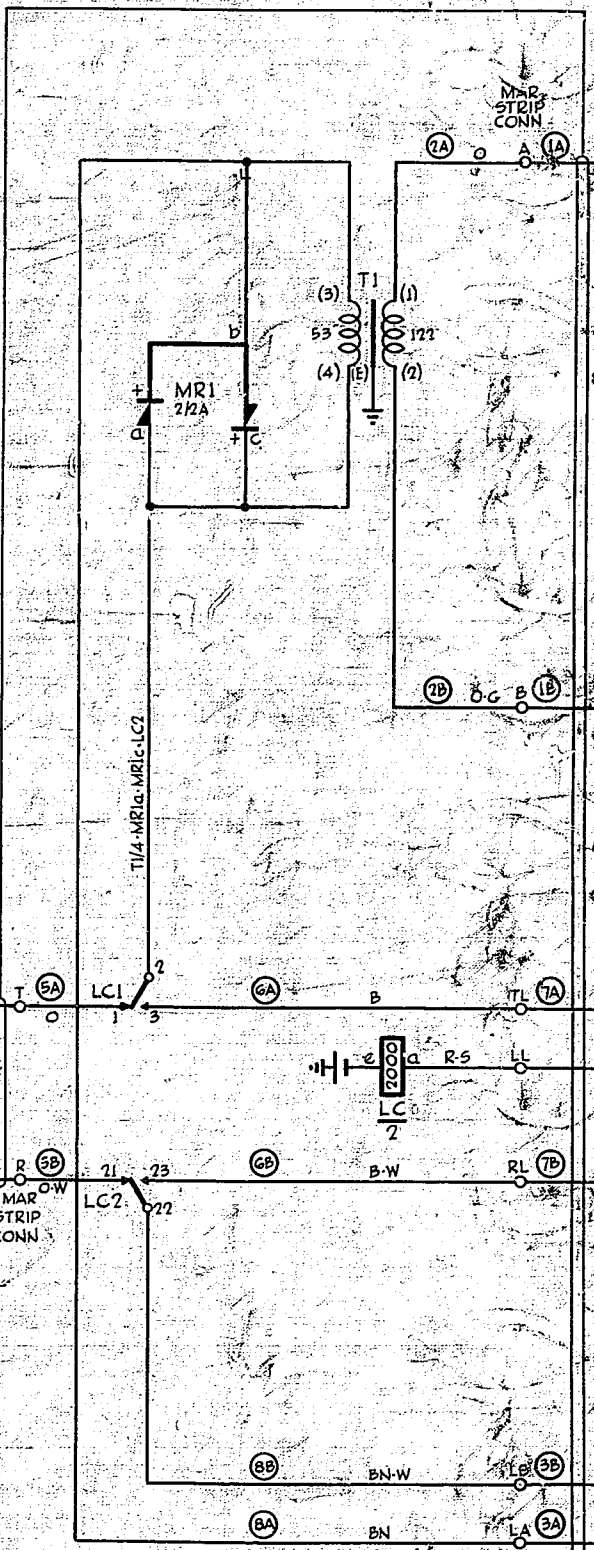
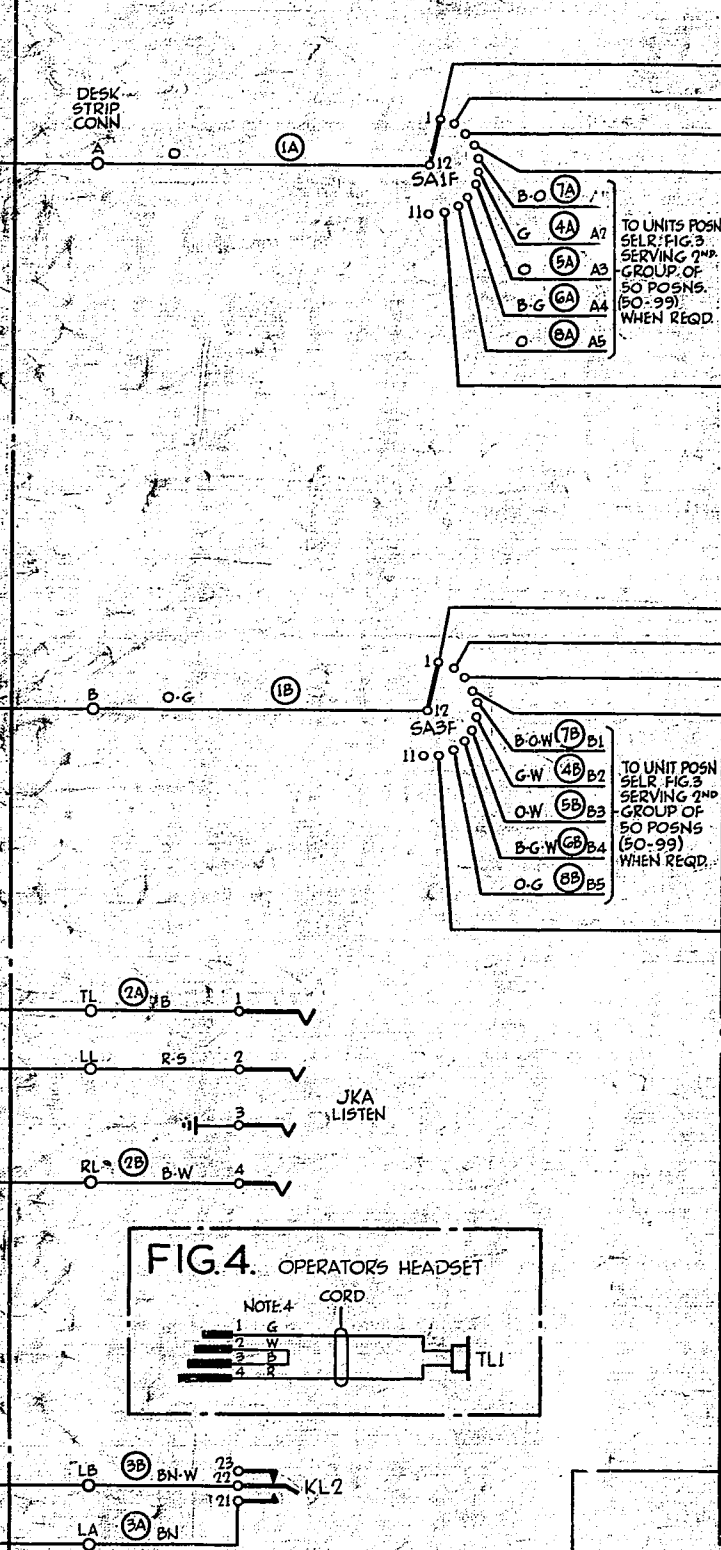


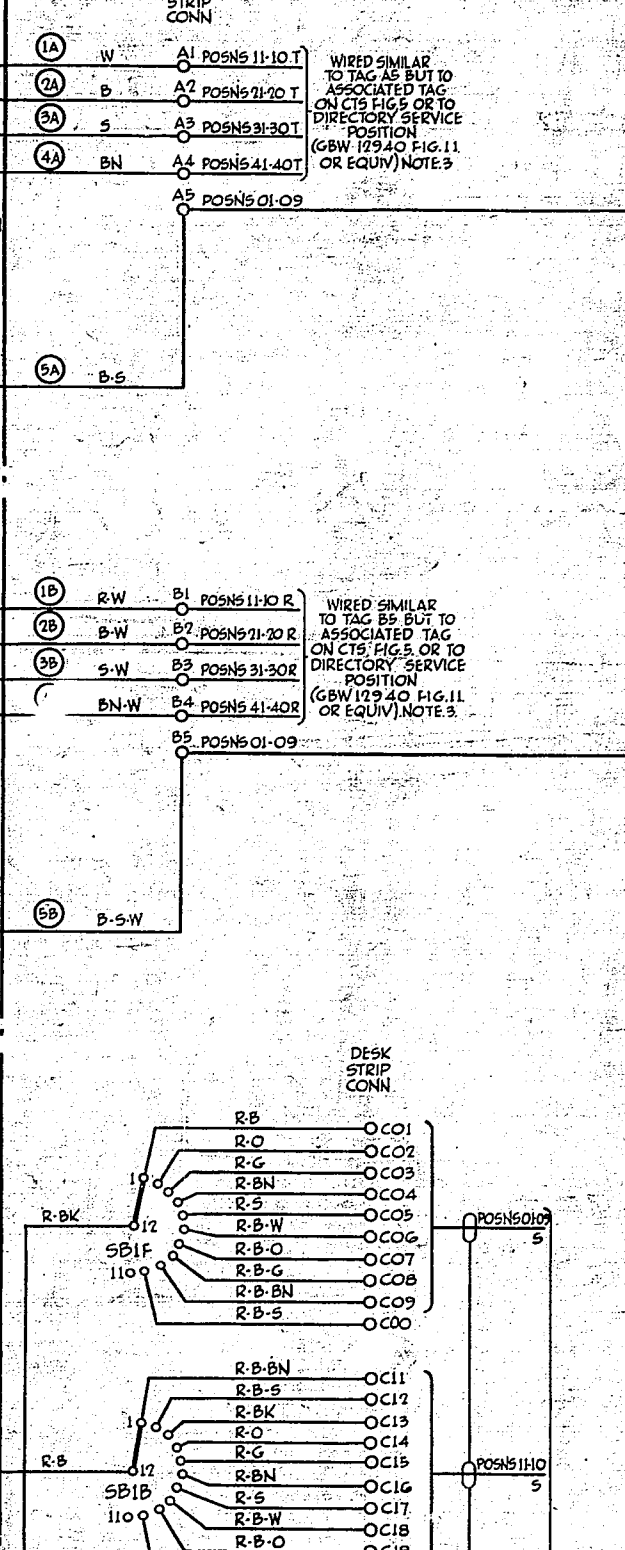
**FIG.1**  
CONTROL RELAYS  
MAR




**FIG.2**  
TENS POSITION SELECTOR  
SUPERVISORS DESK  
1 PER 100 POSITIONS



**FIG.3**  
UNITS POSITION SELECTOR  
SUPERVISORS DESK  
1 PER 50 POSITIONS



**FIG.5**  
DISTRIBUTION OF LISTENING IN LINES  
C.T.S.  
1 PER 10 POSITIONS



**FIG.6**  
CONCENTRATION TERMINALS  
FITTED ON 2<sup>ND</sup>, 12<sup>TH</sup>, 22<sup>ND</sup>, 32<sup>ND</sup> ETC POSITIONS IN EACH SUITE 1 PER POSITION



LISTENING IN CIRCUIT ON MANUAL BOARD PART OF GBW 12810 OR EQUIV.  
EXPLANATORY ONLY

**FIG.7**  
DISTRIBUTION OF LISTENING IN LINES  
C.T.S.  
1 PER POSITION



- NOTES:-
1. FUSE:- FIG.1 1-0A PER CIRCUIT.
  2. ALL WIRING TO BE 25 SWG UNLESS OTHERWISE SPECIFIED.
  3. DIRECTORY SERVICE POSITIONS ARE ALLOCATED TO OUTLETS OF SWITCH IN FIG.2 FOLLOWING THOSE USED FOR MANUAL SWITCHBOARD POSITIONS.
  4. COLOURS ONLY INDICATE SPOT FILLINGS ON PLUG N°420
  5. ALL EQUIPMENTS TO GBW 12911 RETROSPECTIVELY CHANGED TO GBW 12910.

**CANCELLED**  
NOTE 5.

LISTENING IN LINES SUPERVISORS DESK	
DIAGRAM CANCELLED NOTE 5 ADDED (66402)	3 15-3-65 DM
FBI RESISTOR RI & CAPACITOR CI DELETED (41798)	2 28-5-61
(28492)	1 30-11-59
AMENDMENT PARTICULARS	ISSUE DATE APPR
REF:- G53-14-4 SIZE L SOV H	
<b>GBW 12911</b>	
N.Z.P.O.	DRAWN CHECKED WIRING CIRCUIT
K.J.	N.M. H.C.

LISTENING IN (KL)	INSTRUCTION CIRCUIT (KIC)	LISTEN CONNECT. (KLC)	5A	5B
3	3 (GBW 12960 FIG.4)	2	1	3

5 Centimetres: 10 15 20 25 30 35 40 45 50 55