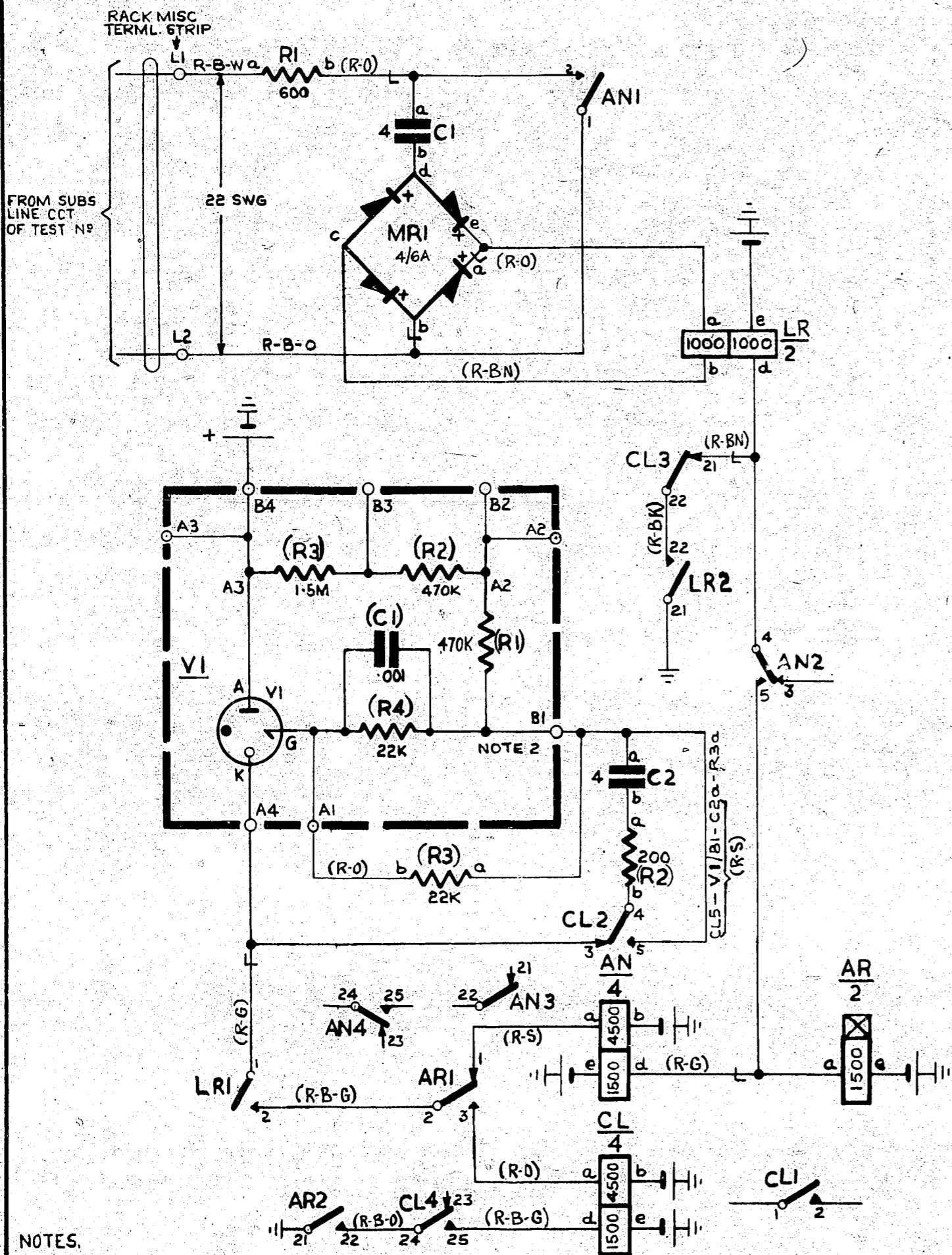


**FIG. 1 TEST LINE CIRCUIT**

1 PER AUTO EXCHANGE, TERMINATING I.V.F. LINE CCTS. EQUIPPED ON FIRST I.V.F. RACK ONLY.



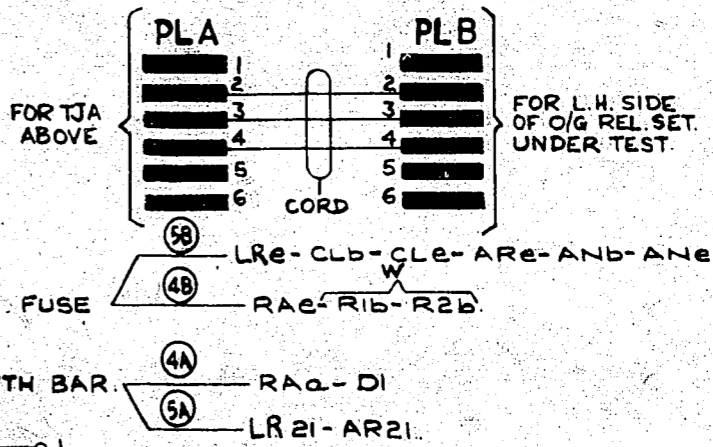
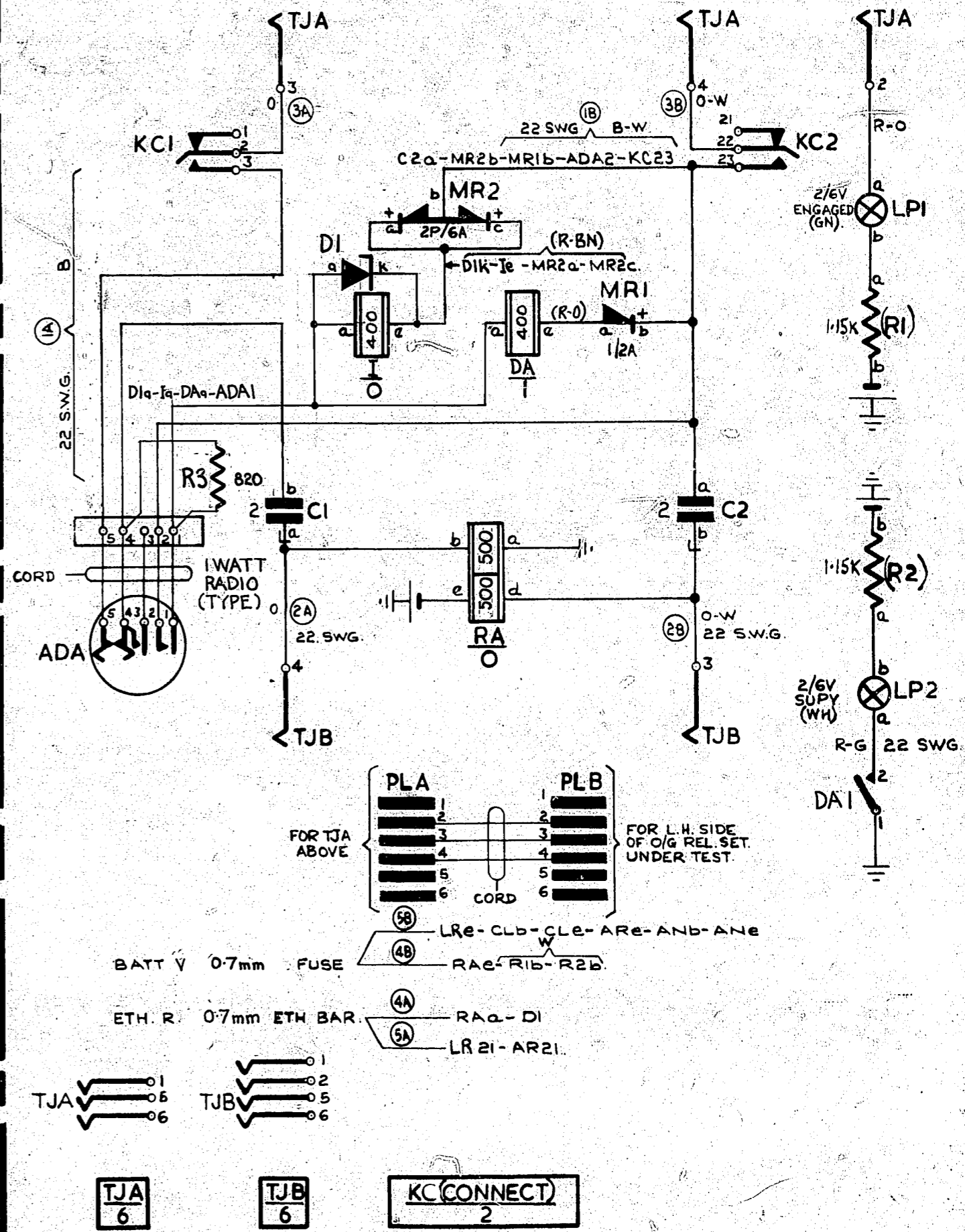
**NOTES.**

- FUSING:- FIG. 2 NEG. BATT. 1.5A PER CIRCUIT  
FIG. 1 NEG. BATT. FUSED WITH FIG. 2.  
FIG. 1 POS. BATT. 0.5A PER CIRCUIT.
- TERMINAL B1 TO BE STRAPPED TO B2 OR B3 IF REQUIRED TO GIVE OPERATE LAG TO RELAY AN OF 10 SECS APPROX.
- UNLESS OTHERWISE SPECIFIED, ALL WIRING TO BE 25 S.W.G. WHERE LOCAL PLATE WIRING IS NOT INCLUDED IN LOCAL FORM, THE COLOURS SHOWN IN BRACKETS ARE TO BE DISREGARDED.


POS BATT FUSE 22 SWG R-B- VI/B4 FOR BATT & ETH - SEE FIG. 2

**FIG. 2 TEST CIRCUIT**

1 PER 2 RACKS.



BATT V 0.7mm FUSE  
ETH. R. 0.7mm ETH BAR



SUPERSEDED BY GBW. 16720

AMENDMENT PARTICULARS				ISSUE DATE	APPD
AMD. TO NZM OP	(43296)	3A	30.5.77	RED	
REPLACEMENT TCG INCORP.	(83750)	3	28.1.75	B.S.H.	
SUPERSESION NOTE ADDED		3	12.2.65	WT	
NOTE 3 AMENDED. COLOURS ADDED		2	22.6.60		
G.E.C. TEL. WKS. COVENTRY				DRAWN	CHECKED
				W.J.A.	C.Y.O.

**TEST CIRCUIT FOR I.V.F. LINE CIRCUITS**

**GBW 12600**

50V 5

Centimetres

30

21.650