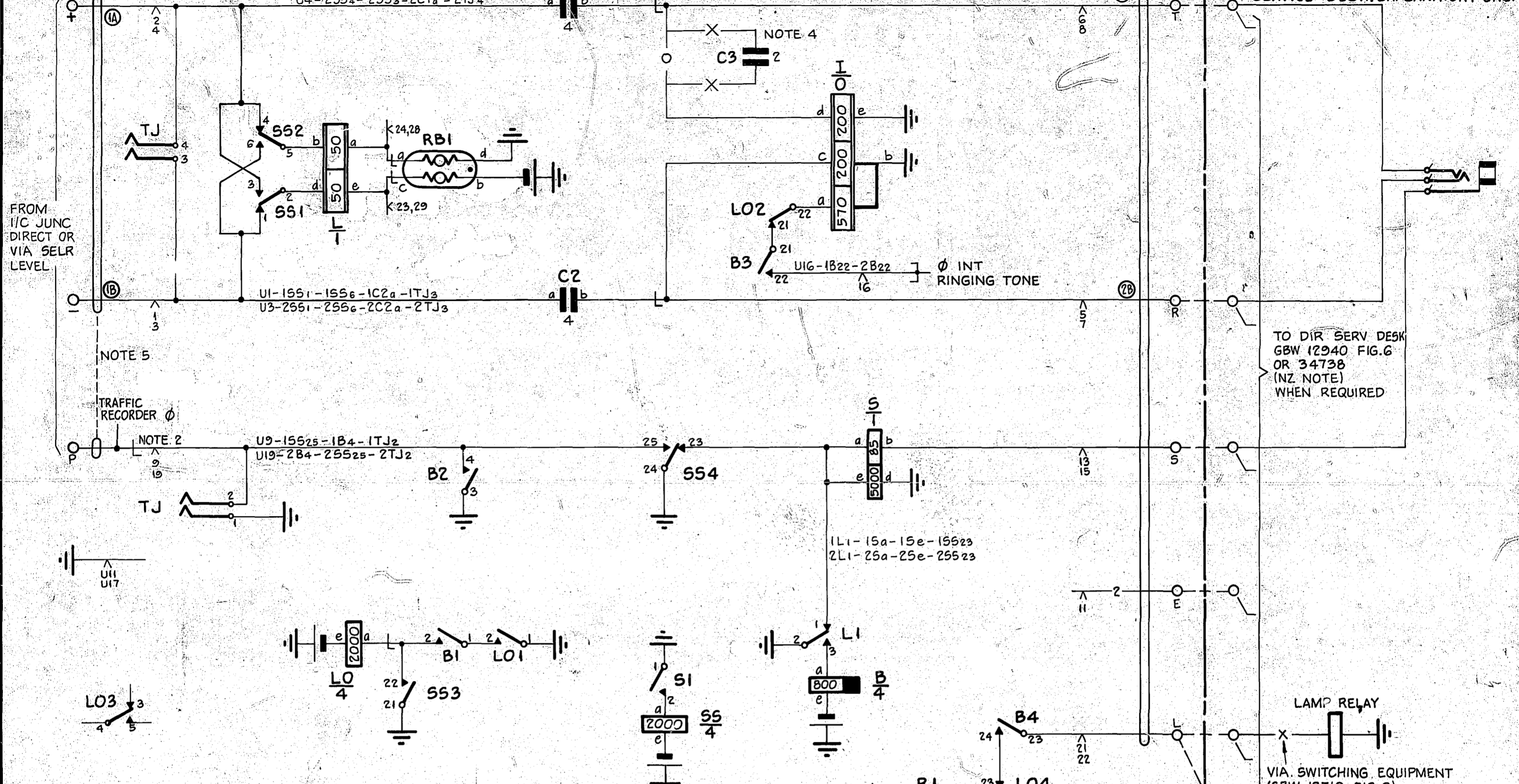


IDF MULT OR LOCAL OR TDF

U2-1554-1553-1C1a-1TJ4  
U4-2554-2553-2C1a-2TJ4

IDF MANUAL BOARD OR DIRECTORY SERVICE DESK EXPLANATORY ONLY



**NOTES**

1. FUSE 1.5 AMP PER RELAY SET 2 CIRCUITS
2. SHELF JACK POINT U9-U11 AND U17-19 TO MAKE CONTACT WHEN THE RELAY SET IS REMOVED
3.  $\phi$  FOR WIRING SEE GBW 10640 OR EQUIVALENT
4. PAD CONTROL: REMOVE WIRING -O-, PROVIDE CAPACITOR C3 AND WIRING -X- WHEN JUNCTION BUILT OUT TO MIN LOSS OF 2 dB (C3 ONLY FITTED WHEN REQUIRED)
5. P WIRE ARRANGEMENTS:-
  - (i) P WIRE IS JUMPERED TO BUSYING CIRCUIT GBW 15330 WHEN REQUIRED.
  - (ii) WHEN THIS CCT TERMINATES A JUNCTION DIRECT, THE P WIRE IS NOT CABLED.

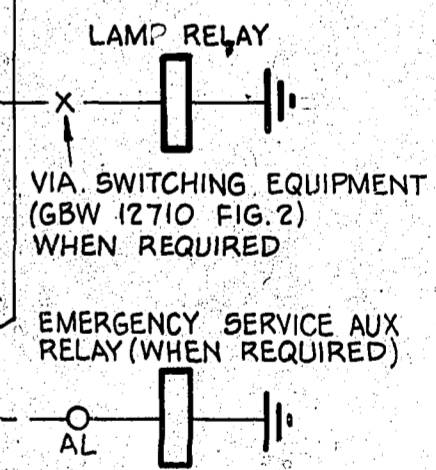
**NZ NOTE**

A. WHEN USED IN CONJUNCTION WITH NZ 34738 "SLEEVE WIRE REPEATER FOR REMOTE S.C.S R/S" PROVIDE STRAP -1- AND CONN -2-

BATT.W: U12-1RB1b-2RB1b-2Be-2LOe-1LOe-1Be-155e-255e  
 ETH.R: U11-1L2-1Ib-1Ie-19d-19i-25d-29i-2Ib-2Ie-2L2-2B3  
 2LO1-25524-1LO1-15524-1B3-1RB1d-2RB1d-1TJ1-2TJ1

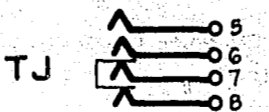
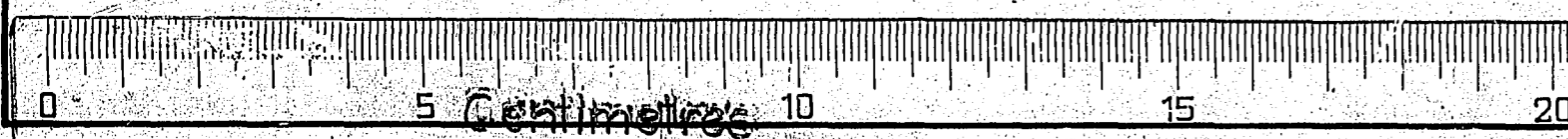
BATT.BK: 20 SWG. FUSE (3B) U12  
 ETH. R: 20 SWG. ETH BAR (3A) U11-U17

FOR USE ON JUNCTIONS WITH LOOP CR UNDER 800 $\Omega$

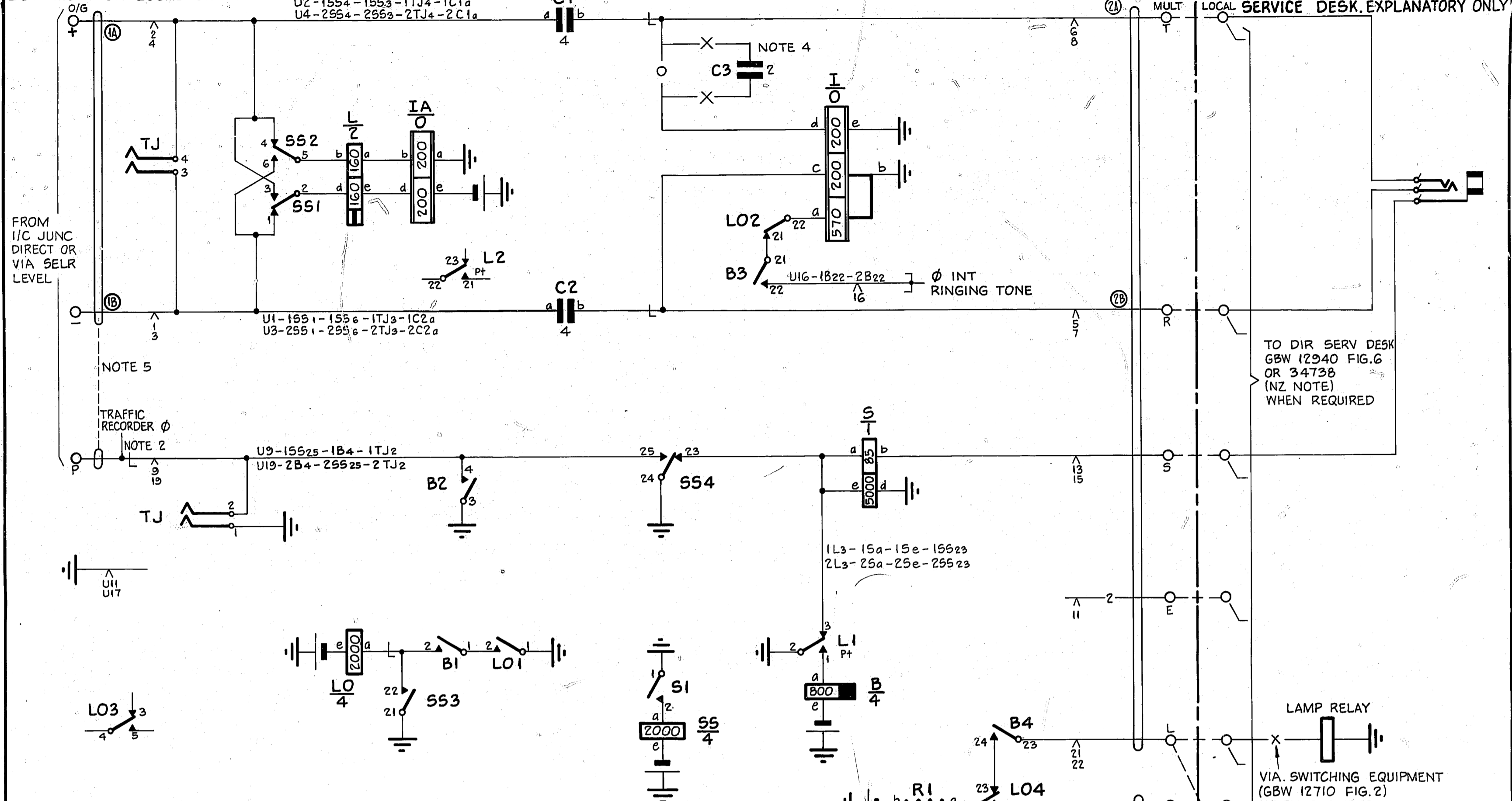


PREPARED FROM GBW 12570, 155 4A, 30-7-68 (15437)		A	22-10-76	CJW
AMENDMENT PARTICULARS	ISSUE DATE	APPD	G53 21-21	SIZE 5 50V 5

INCOMING JUNCTION RELAY SET TERMINATING NEC CROSSBAR GCX ON A SLEEVE CONTROL MANUAL BOARD 2000 TYPE



U2-1554-1553-1TJ4-1C1a  
U4-2554-2553-2TJ4-2C1a



NOTES

1. FUSE 1.5 AMP PER RELAY SET 2 CIRCUITS
2. SHELF JACK POINT U9 - U11 AND U17-19 TO MAKE CONTACT WHEN THE RELAY SET IS REMOVED
3. Ø FOR WIRING SEE GBW 10640 OR EQUIVALENT
4. PAD CONTROL: REMOVE WIRING -O-, PROVIDE CAPACITOR C3 AND WIRING -X- WHEN JUNCTION BUILT OUT TO MIN LOSS OF 2 dB (C3 ONLY FITTED WHEN REQUIRED)
5. P WIRE ARRANGEMENTS:-
  - (i) P WIRE IS JUMPED TO BUSYING CIRCUIT GBW 15330 WHEN REQUIRED.
  - (ii) WHEN THIS CCT TERMINATES A JUNCTION DIRECT, THE P WIRE IS NOT CABLED.

NZ NOTE

A. WHEN USED IN CONJUNCTION WITH NZ 34738 "SLEEVE WIRE REPEATER FOR REMOTE S.C.S R/S" PROVIDE STRAP -1- AND CONN -2-

BATT.W : U12-1IAe-2IAe-2Be-2LOe-1LOe-1Be 155e-255e  
ETH.R : U11-1L2-1Ib-1Ie-15d-15i-25d-25i-2Ib-2Ie-2L2-2Ba-2LO1-25524-1LO1-15524-1IAa-2Ia-1TJ1-2TJ1

BATT.Bk: 20 SWG. FUSE (3B) U12  
ETH. R : 20 SWG. ETH BAR (3A) U11-U17

FOR USE ON JUNCTIONS WITH LOOP CR 800-2000Ω



INCOMING JUNCTION RELAY SET TERMINATING NEC CROSSBAR GCX ON A SLEEVE CONTROL MANUAL BOARD 2000 TYPE

PREPARED FROM GBW 12570, 155 4A OF 30-7-68 (154371)	A	22-10-76	CJW
AMENDMENT PARTICULARS	ISSUE	DATE	APPD
	G53	21-21	
	SIZE	5	50V
			5

GBW 12570 MOD D  
SHT 2 OF 2

