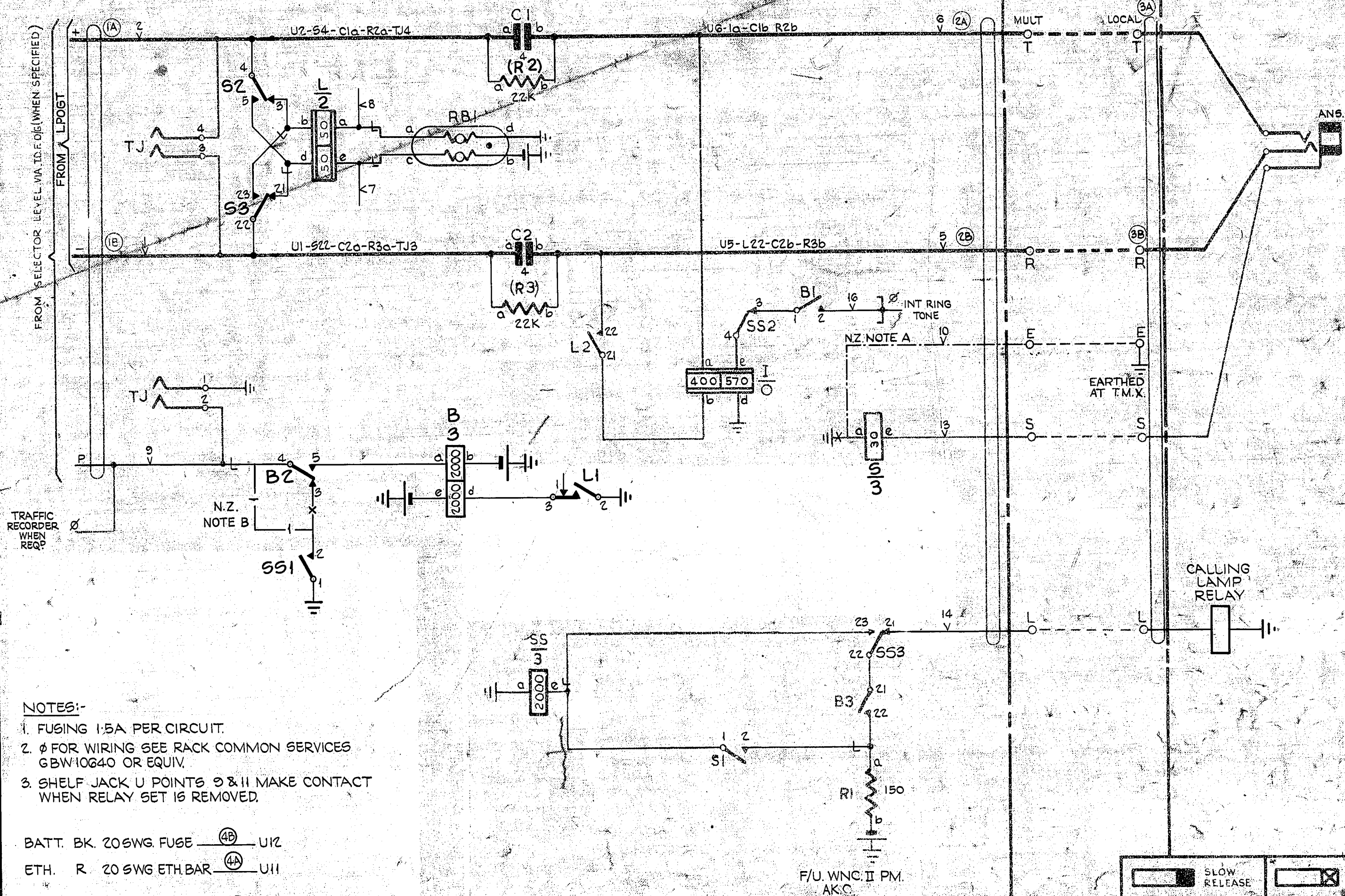


FIG 1A

FIG 2
TOLL I.D.F.

FIG 3
MANUAL BOARD
(EXPLANATORY ONLY)



NOTES:-

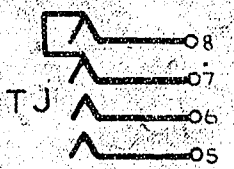
1. FUSING 1.5A PER CIRCUIT.
2. Ø FOR WIRING SEE RACK COMMON SERVICES GBW10640 OR EQUIV.
3. SHELF JACK U POINTS Ø & 11 MAKE CONTACT WHEN RELAY SET IS REMOVED.

BATT. BK. 20SWG FUSE (4B) U12

ETH. R. 20SWG ETH.BAR (4A) U11

BATT. W:- U12-Bb-Bc-RB1b-R1b.

ETH. R:- U11-L2-1d-[5a]-S1-SSa-RB1d-TJ1.




N.Z. NOTES

- A. AT PM DISCONNECT EARTH FROM S(a) AND USE CONNECTIONS SHOWN
- B. WHEN WORKING TO NEC LPOGT INSERT — I — DELETE — X —

F/U. WNC II PM. AKC

N.Z. NOTE B ADDED	(55649)	C	12-11-75	CJW
N.Z. NOTE A ADDED	(42785)	B	21-7-61	W.C.
	(29529)	A	17-12-59	W.C.
	(11244)	T	11-11-52	W.C.
AMENDMENT PARTICULARS		ISSUE	DATE	APP
N.Z.P.O.		DRN	CHK	WIRING
				CIRCUIT



SELECTOR LEVEL RELAY SET
W.E. TOLL BOARD
(MOD. FOR USE OFF V.H.F. SELR. LEVEL)

SIZE S1 50V. W

GBW 12240 MOD. A