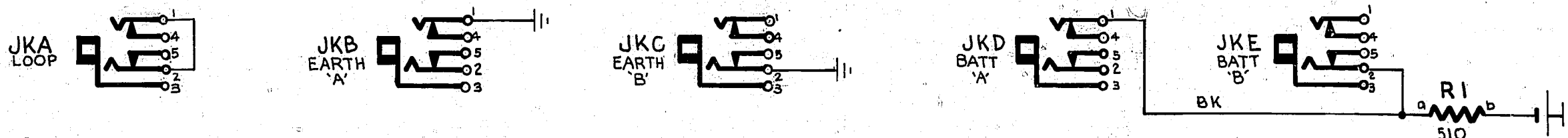


FIG. 1 TEST JACK FRAME TWO SETS OF JACKS ON TEST JACK FRAME



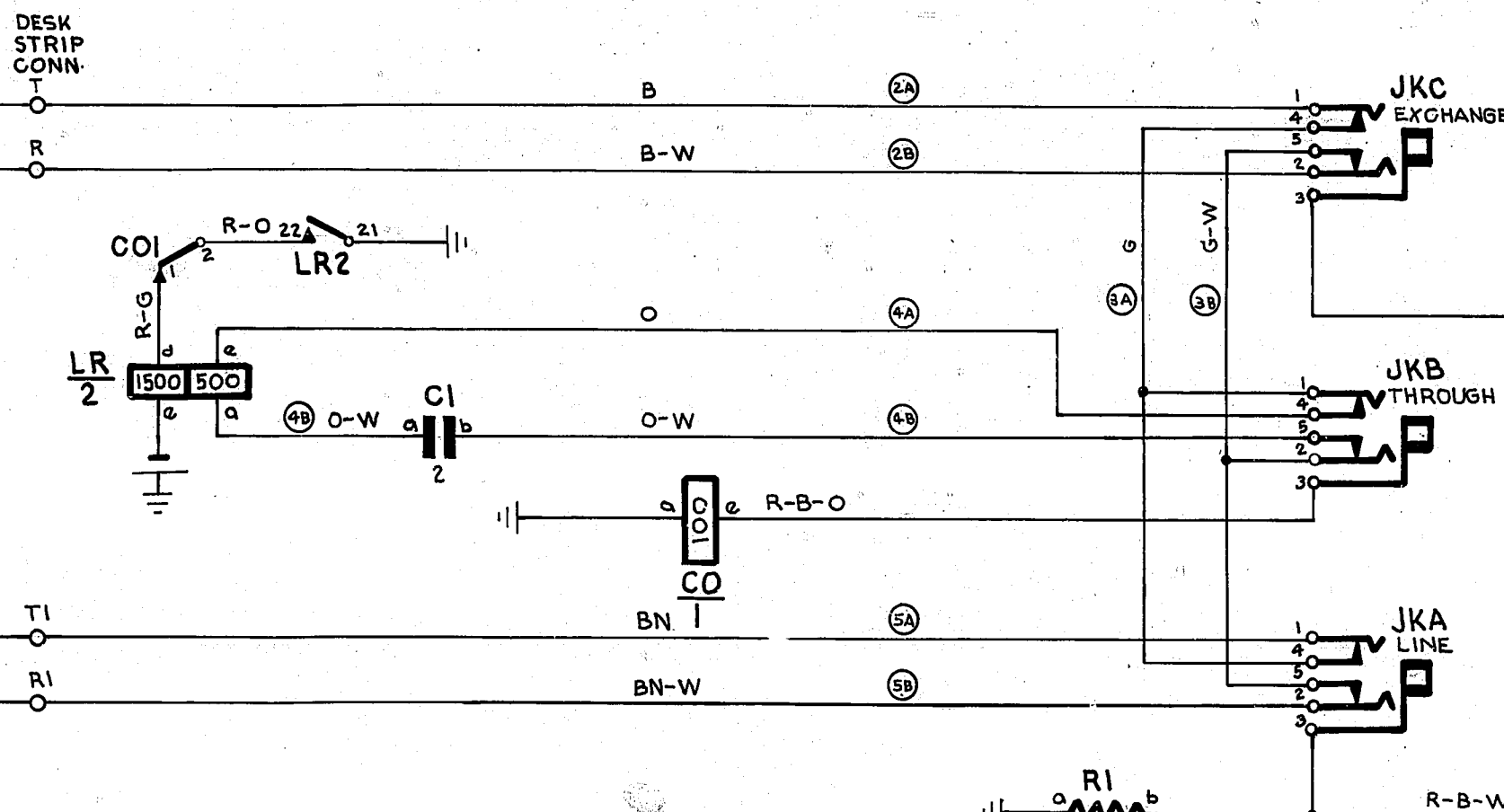
BATT FUSE  
ETH. ETH BAR

R1b ETC  
JKB1-JKC2 ETC

FIG. 3 T.J.F.

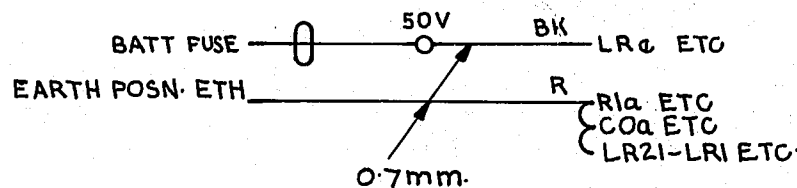
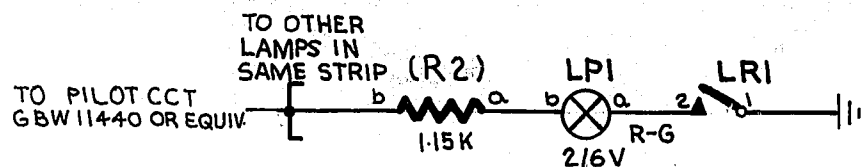


FIG. 2 TEST DESK



NOTES:

- FUSING: FIG. 1: 1.5A PER 2 SETS OF JACKS } FUSED ON A.E.R. OR F.P.R.  
FIG. 2: 1.5A PER 10 CCTS
- UNLESS OTHERWISE SPECIFIED ALL WIRING TO BE 0.5mm



PROOF

F 50V

ISS DATE	AMENDMENT PARTICULARS
2A 20-3-80	RETRACED FROM ISS. 2 OF 8-10-65 (17062)
2 8-10-65	FIG. 1 BATT & EARTH FEEDS AMENDED (55905)
1 4-8-61	(42921)

TEST DESK  
TESTING CIRCUIT TO  
TEST JACK FRAME

DRN	CKD	ORIGIN T-E.
TCD MK	APPD	STANDARD
NZPO ENGINEER-IN-CHIEF, WELLINGTON.		
SHT 1 OF 1	GBW 11471	
	SIZE A3	

Centimetres

10

20

25